

HIGH-LEVEL POLITICAL FORUM 2016

Voluntary National Review of the Bolivarian Republic of Venezuela

Bolivarian Government Policies to Advance towards
the Sustainable Development Goals

July, 2016

VENEZUELA ATTACHES HIS GOVERNMENT PLAN TO THE SUSTAINABLE DEVELOPMENT GOALS

Once the Sustainable Development Goals were approved at the United Nations, the President of the Bolivarian Republic of Venezuela, Mr. Nicolás Maduro, ordered in September 2015 to link our “Homeland Plan 2013 – 2019” with the Sustainable Development Goals, with the participation of the people’s power.



HOMELAND PLAN OF VENEZUELA	HISTORICAL GOALS	STRATEGY GOALS
SDG	GOALS	GOALS
% OF COINCIDENCE	96%	78%

POLICIES TO ADVANCE IN THE SUSTAINABLE DEVELOPMENT GOALS



17 GOALS. 169 TARGETS. 309 INDICATORS

POLICIES TO ADVANCE IN THE SUSTAINABLE DEVELOPMENT GOALS BOLIVARIAN GOVERNMENT

National Project of Social Inclusion, Participatory and Starring Popular Democracy.

- Structural Policies: Workers Defense, Social Policy Rights, Major Missions, Sovereignty in the management of our resources, participatory starring of People Power, Model of Intermediate Production, Multipolarity

ADVANCE

- Price recovery and sovereignty in the management of oil resources.
- Sovereignty in Strategic Sectors: Oil, Telecommunications, Electricity, Basic Industries.
- Policy of Social Rights, Social Inclusion for reducing inequalities

CURRENT SITUATION

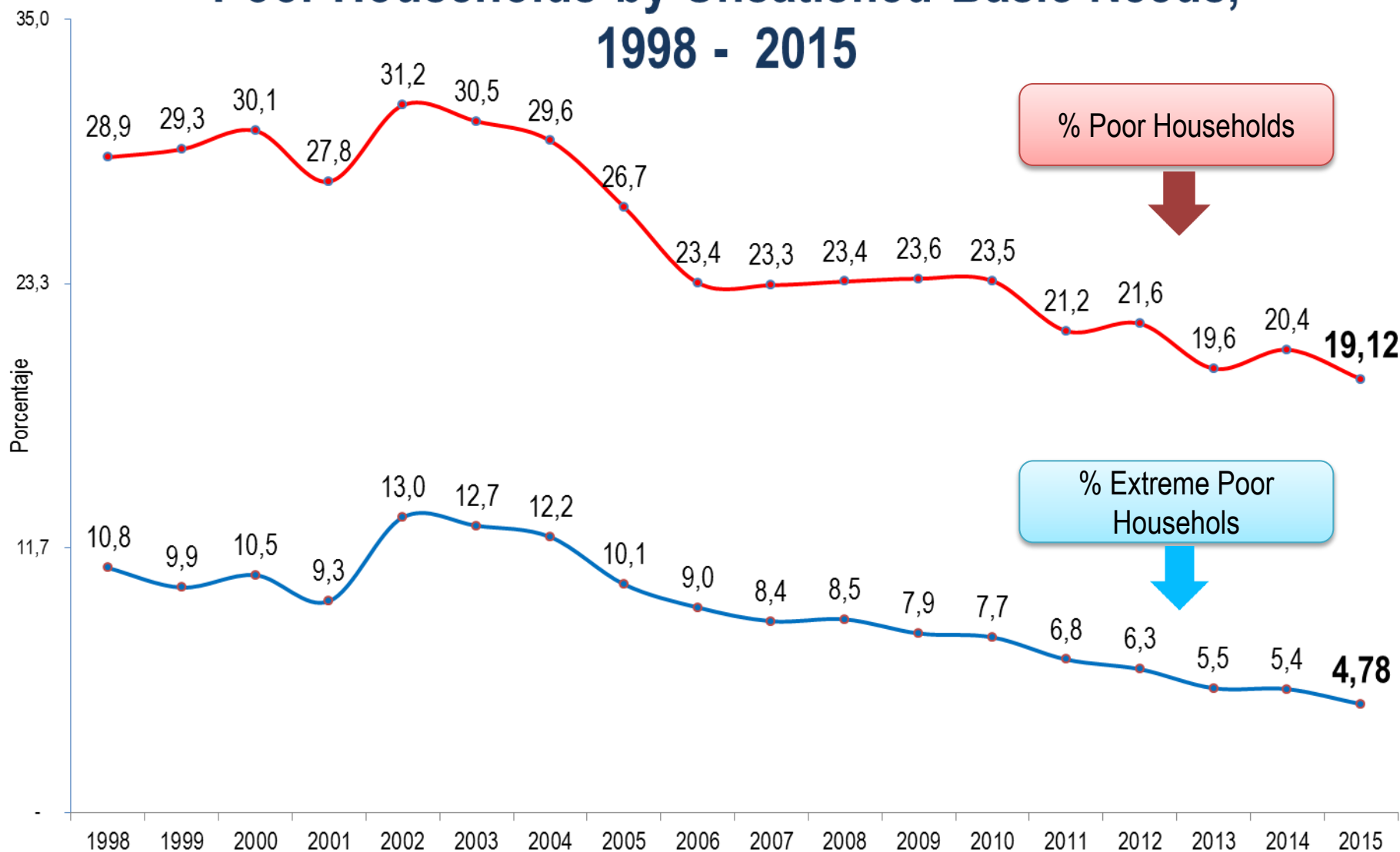
Situation characterized by an conventional economic war

- Drop in Oil Prices
- International Financial Siege. Manipulation and country risk attack.
- Economic Boycott.

ADVANCE

- It remains the defense of the people and the Revolution.
- Revolutionary Government maintains social policies and implements new strategies for sovereign production (Bolivarian Economic Agenda, 15 Productive engines, 50 Plan)
- Strengthening of Major Missions.

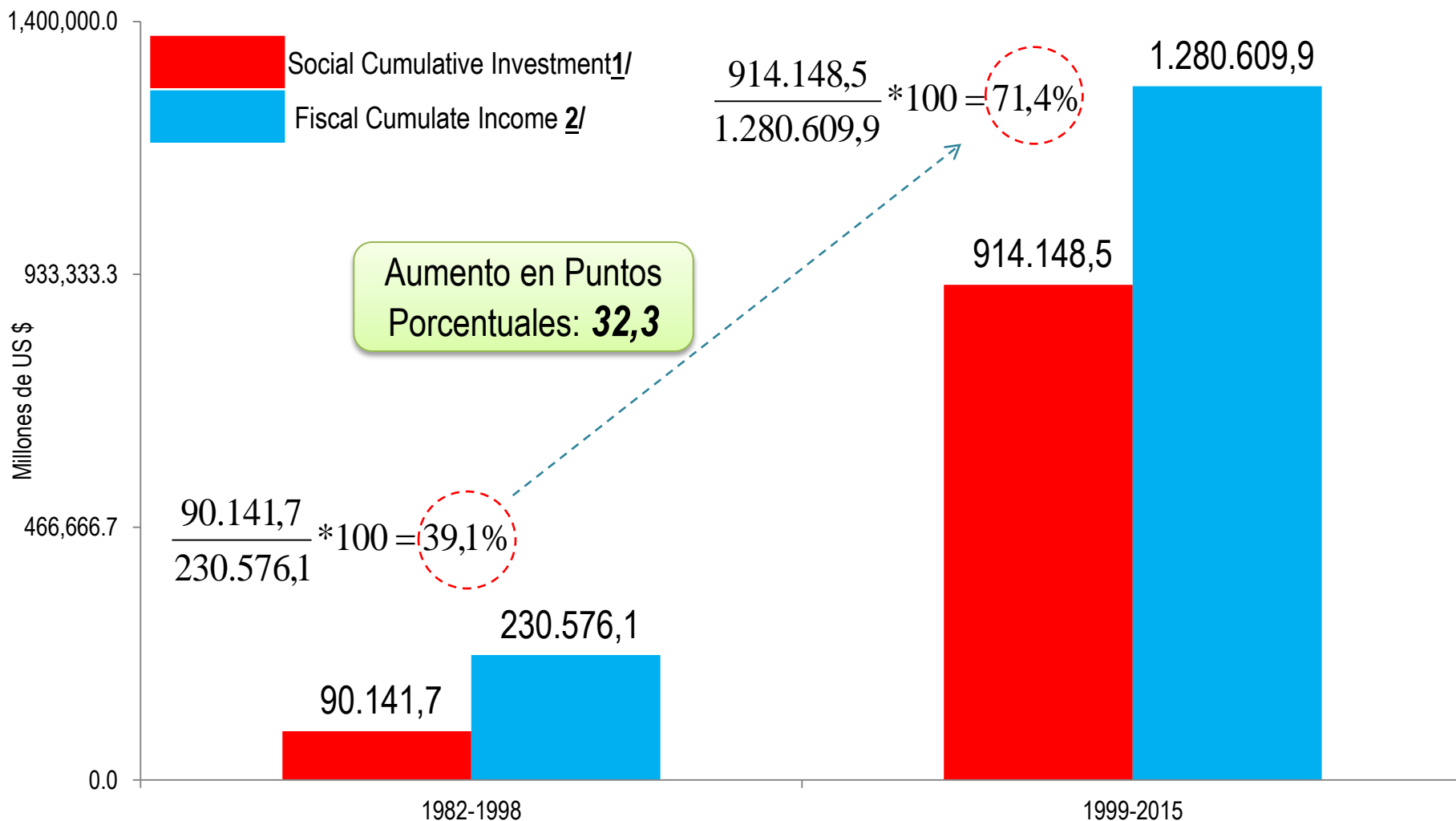
Poor Households by Unsatisfied Basic Needs, 1998 - 2015



Nota: 2015 pobreza estimada al cierre del año. Inflación al 1er semestre 2015

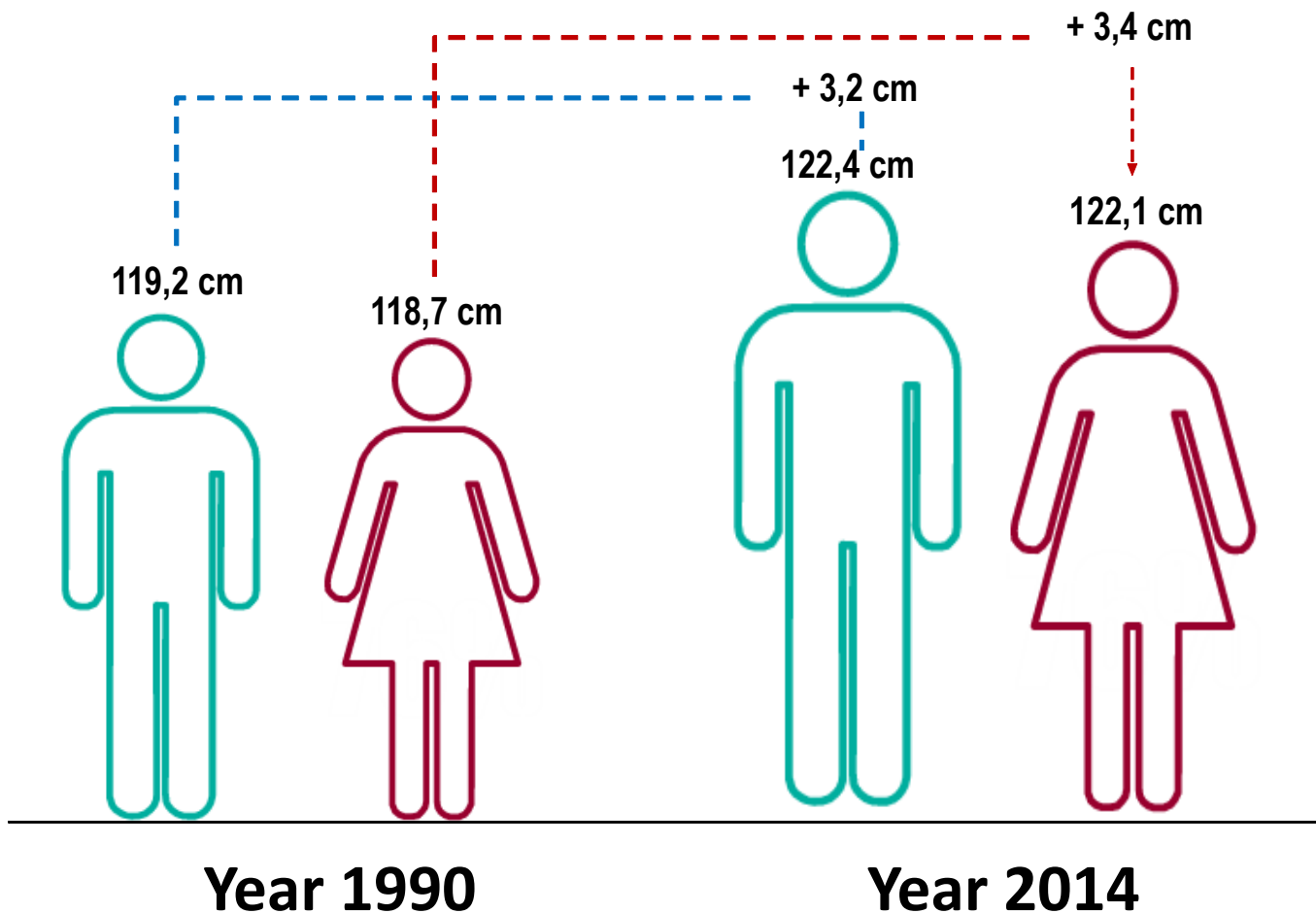
Fuente: - Encuesta de Hogares por Muestreo -Instituto Nacional de Estadística, INE - Banco Central de Venezuela, BCV

Social Investment and Public Income, 1982/1998-1999/2015



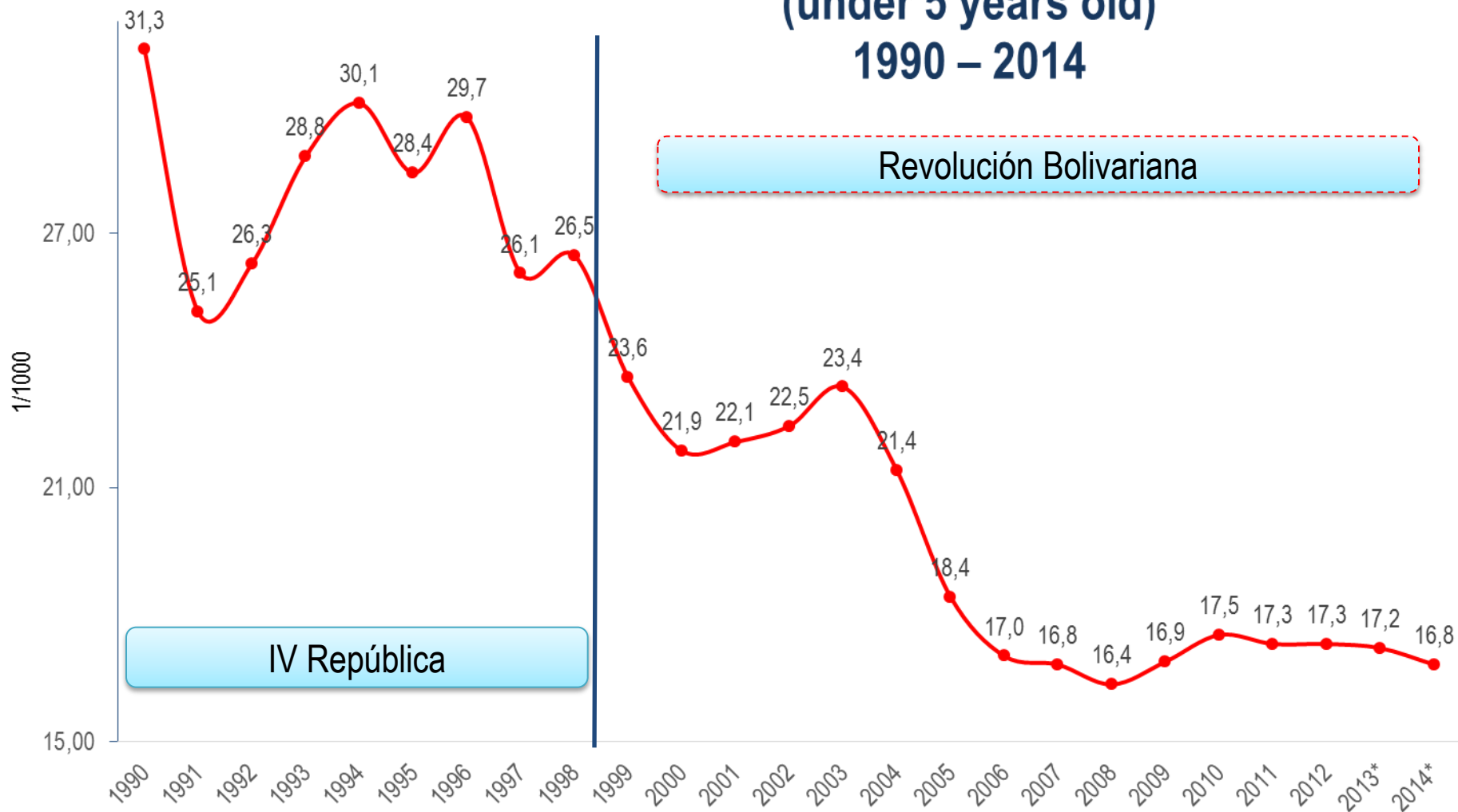
1/: Comprende administración central, gobernaciones, alcaldías, PDVSA y FONDEN (2015, cálculos preliminares) 2/: Comprende los ingresos del sector público restringido consolidado, 2013-2015, cálculos preliminares. **Fuente:** - Oficina Central de Presupuesto, ONAPRE – Banco Central de Venezuela, BCV - Instituto Nacional de Estadística, INE. Cálculos propios - Ministerio del Poder Popular de Planificación. Cálculos propios.

Increased growth of children at age 7, 1990 and 2014



Mayor Crecimiento y Nutrición = Mayor Consumo de Alimentos + Mayor Consumo de Proteínas + Mejores Cuidados en Salud + Mejor Calidad de Educación

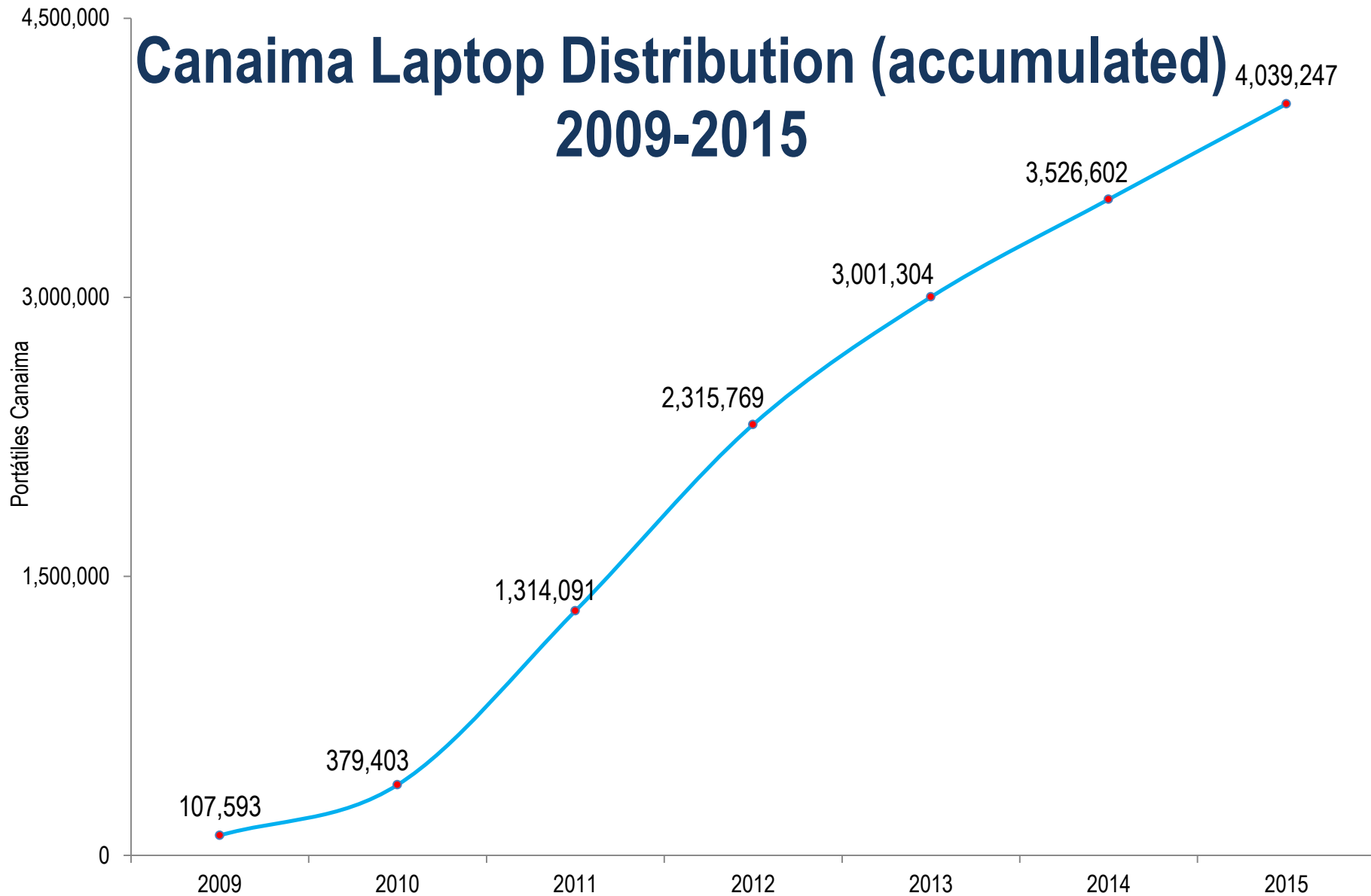
Children Mortality Rate (under 5 years old) 1990 – 2014



Fuente: - Ministerio del Poder Popular para la Salud

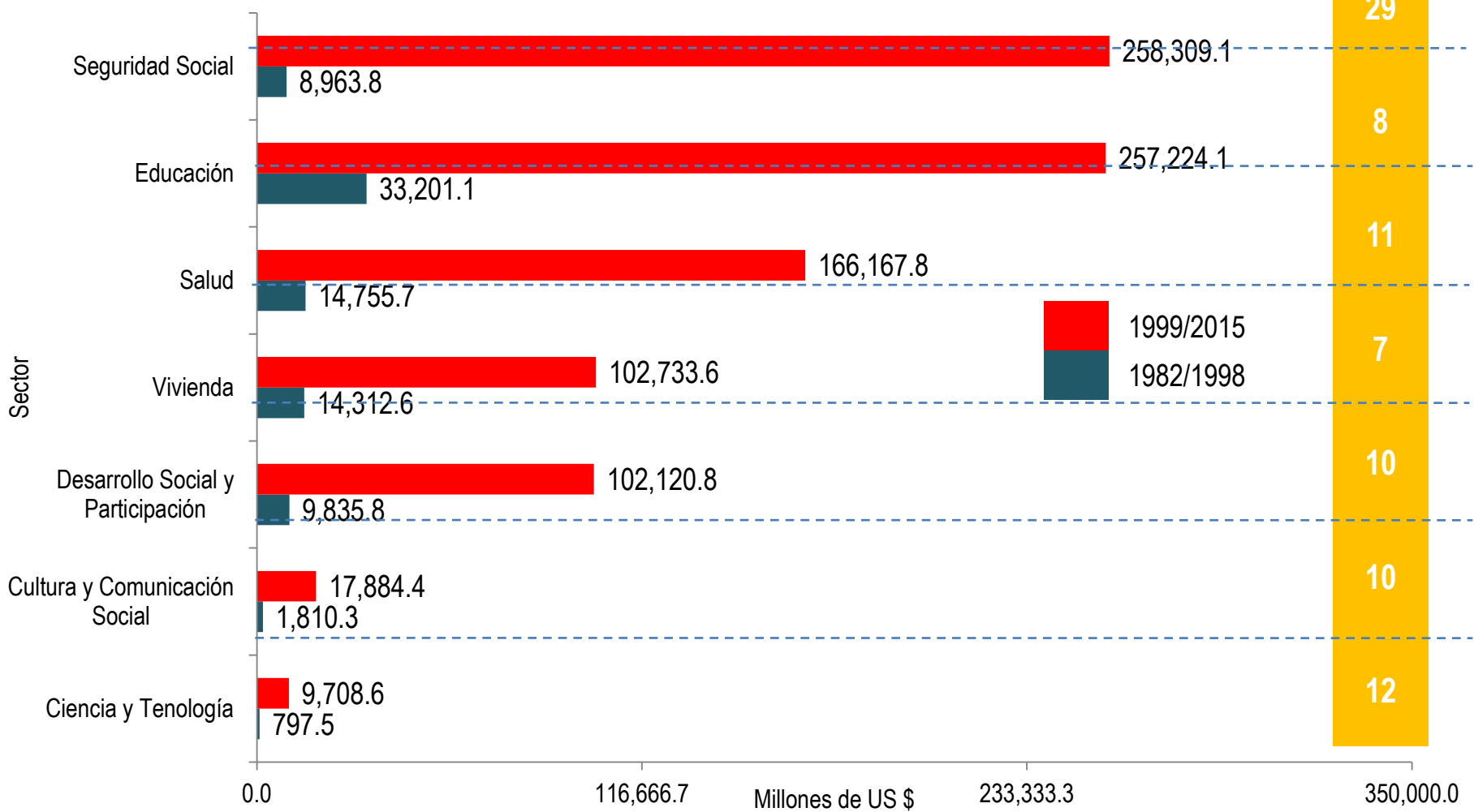
* Años 2013 y 2014 cifras preliminares.

Canaima Laptop Distribution (accumulated) 2009-2015



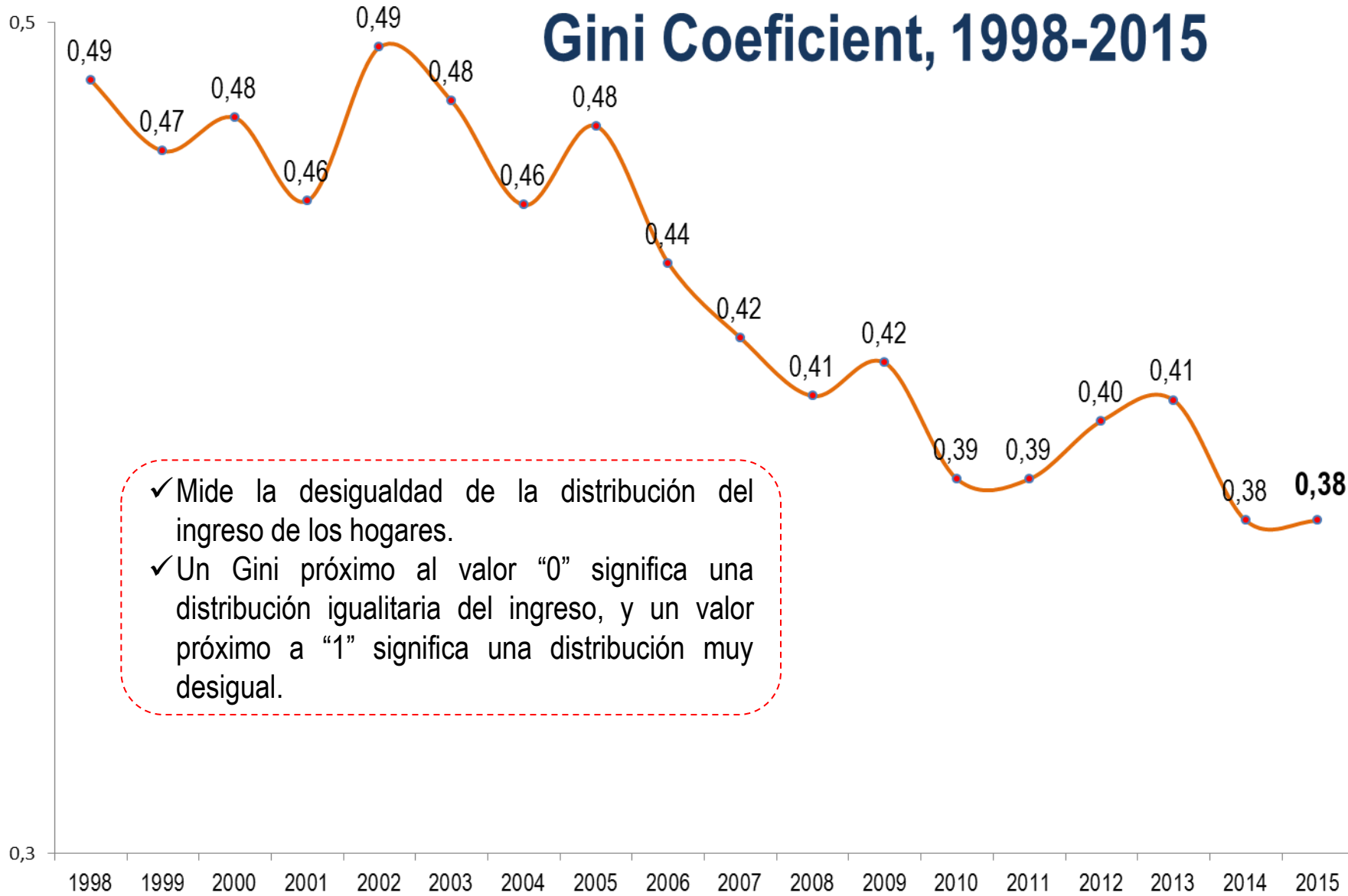
Social Investment by Sector, 1982/1998-1999/2015

Increases (Times)



Nota: - Comprende administración central, gobernaciones, alcaldías, PDVSA y FONDEN (2015, cálculos preliminares) - Comprende los ingresos del sector público restringido consolidado, 2013-2015, cálculos preliminares. Fuente: - Oficina Central de Presupuesto, ONAPRE – Banco Central de Venezuela, BCV - Instituto Nacional de Estadística, INE. Cálculos propios - Ministerio del Poder Popular de Planificación. Cálculos propios.

Gini Coeficient, 1998-2015



- ✓ Mide la desigualdad de la distribución del ingreso de los hogares.
- ✓ Un Gini próximo al valor "0" significa una distribución igualitaria del ingreso, y un valor próximo a "1" significa una distribución muy desigual.

Enrollment in University Education, 1989-2014

- ✓ **UNESCO:** Venezuela ranks 2nd in Latin America and 5th in the world with the highest college tuition.
- ✓ University enrollment has tripled during the Bolivarian process, compared to the 90.

