

First Voluntary National Review on the 2030  
Agenda for Sustainable Development

June 2020



**First Voluntary National Review Report on the Implementation of the 2030 Agenda for Sustainable Development**

Published by:  
SDG Working Group  
Department of Resource and Development  
P.O. Box PS 12  
Palikir, Pohnpei  
Telephone: (691) 320 2646/5133 Fax :( 691) 320 5854  
Website: [www.fsmstatistics.fm](http://www.fsmstatistics.fm) Email: [fsm.sdg@fsmrd.fm](mailto:fsm.sdg@fsmrd.fm)

All rights reserved

The content in this report may be freely quoted or reprinted. Acknowledgement is requested together with a copy of the publication



# First Voluntary National Review of the Implementation of the 2030 Agenda for Sustainable Development

## FOREWORD

“Our actions today are our prosperity tomorrow.”

The Federated States of Micronesia (FSM) is pleased to present its first Voluntary National Review of progress under the 2030 Agenda for Sustainable Development and the Sustainable Development Goals this year. This 2020 report coincides with the beginning of the Global Decade of Action.

Historically diverse and culturally unique with many small islands, our Nation is a Big Ocean State. Before the term sustainable development became fashionable, sustainability has always been a way for the Micronesian people. We are bound together by our history, shared beliefs, values, traditional practices and knowledge as we seek to protect our natural heritage that forms the basis of our way of life and existence.

The FSM Strategic Development Plan of 2004-2023 is our nation’s highest level policy framework and is premised on the theme of achieving equitable and sustainable economic growth and self-reliance. It is also based upon the importance of deep and meaningful partnerships with the global community.

As a nation, we have put in place policy measures to implement the 2030 Agenda for Sustainable Development. These measures include enshrining Climate Change and Climate Action, Oceans, among others in all our policies, plans, and strategies as well as support for our Youth and People with Disabilities and National and State Women’s Groups to ensure that they have a voice in decision making. Our nation is also committed to the rule of law and equal opportunity for all.

Strong partnerships are crucial to delivering on the promise of the SDGs. Our durable partnerships with the United Nations, our traditional partners, non-traditional partners, civil society, the private sector and philanthropists have contributed to our nation’s journey.

We are doing what we can to achieve the Goals. But with the support of our development partners we aspire to do better. Our success in addressing the unprecedented world challenges such as the climate crisis and the COVID-19 pandemic will depend on the collective action of FSM and its partners. The 75<sup>th</sup> Anniversary of the United Nations with the theme of *“The Future We Want, the **UN** We Need: Reaffirming our Collective Commitment to Multilateralism”*, highlights more than ever the need for effective and sustainable global collaboration.

Let us remember, it’s not only about today but also about tomorrow and the future.



H.E David W Panuelo  
 President  
 Federated States of Micronesia





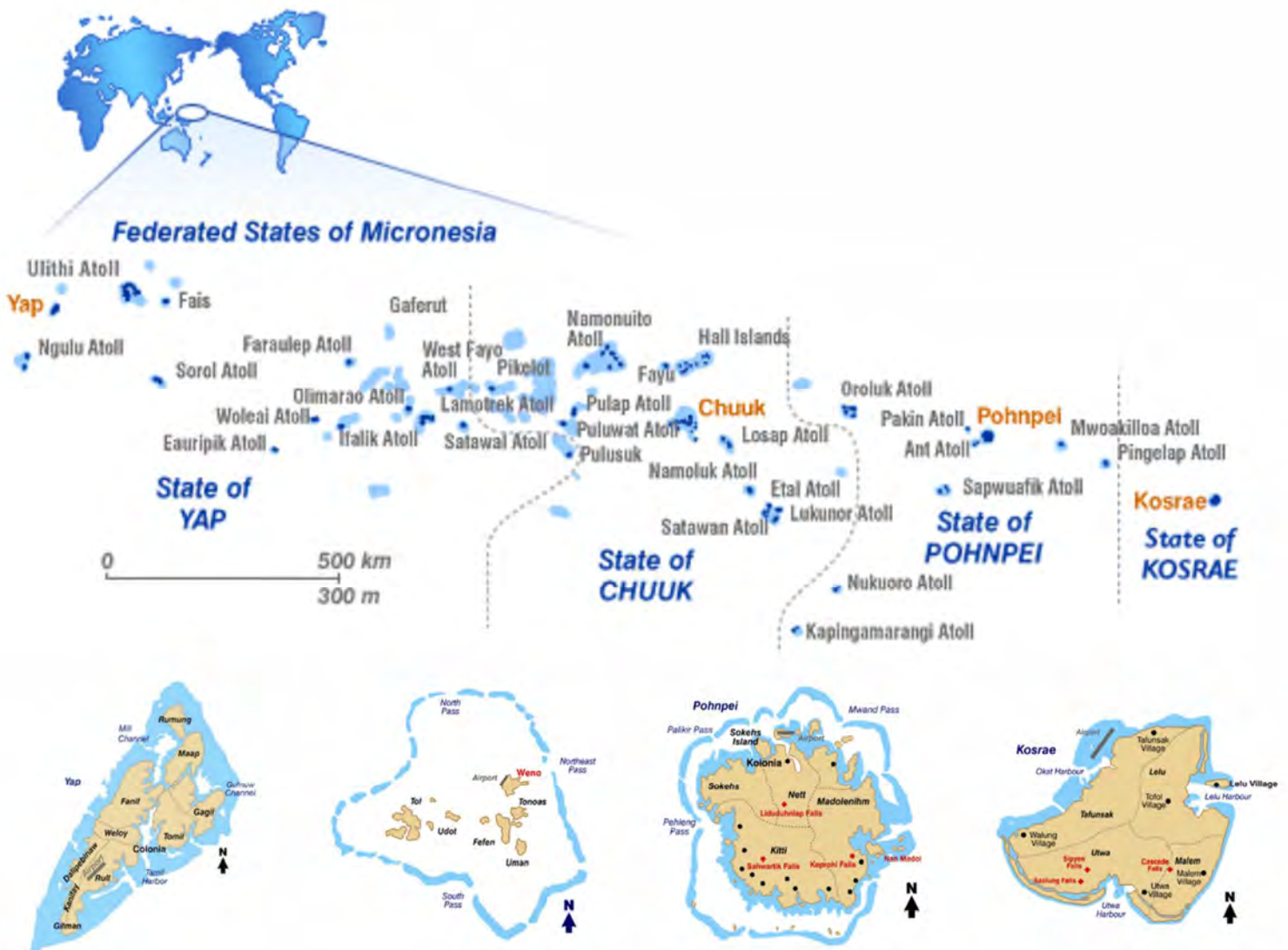
JPSantos | Photography

# TABLE OF CONTENTS

<b>FOREWORD</b>	<b>4</b>
<b>Table of Contents</b>	<b>6</b>
<b>Acronyms</b>	<b>9</b>
<b>Executive Summary</b>	<b>12</b>
<b>1. Introduction</b>	<b>15</b>
<b>2. Methodology of the Review</b>	<b>18</b>
<b>3. Policy and enabling environment</b>	<b>21</b>
<b>4. Review of SDG Implementation</b>	<b>25</b>
<b>4.1 People</b>	<b>26</b>
SDG 1: No Poverty	27
SDG 2: Zero Hunger	32
SDG 3: Good Health and Well Being	37
SDG 4: Quality Education	44
SDG 5: Gender Equality	53
SDG 6: Clean Water and Sanitation	61
<b>4.2 Prosperity</b>	<b>68</b>
SDG 7: Affordable and Clean Energy	69
SDG 8: Decent work and economic growth	73
SDG 9: Industry, Innovation and Infrastructure	78
SDG 10: Reduced Inequalities	83
SDG 11: Sustainable Cities and Communities	88
<b>4.3 Planet</b>	<b>92</b>
SDG 12: Responsible Consumption and Production	93
SDG 13: Climate Action	98
SDG 14: Life Under Water	103
SDG 15: Life On Land	109
<b>4.4 Peace</b>	<b>114</b>
SDG 16: Peace, Justice and Strong Institutions	115
<b>MEANS OF IMPLEMENTATION</b>	<b>119</b>
<b>4.5 Partnerships</b>	<b>120</b>
SDG 17: Partnerships for the Goals	121
<b>5. Conclusion and Next Steps</b>	<b>130</b>
<b>Annexes</b>	<b>132</b>
Annex 1: FSM SDG Indicator List	133
Annex 2: Contributing institutions and organizations to FSM’s first VNR	139



# MAP OF THE FEDERATED STATES OF MICRONESIA





## ACRONYMS

<b>ADB</b>	Asian Development Bank	<b>GHG</b>	Green House Gas
<b>ASER</b>	Age Specific Enrolment Rate	<b>GBV</b>	Gender Based Violence
<b>ATP</b>	Artificial Taro Patches	<b>GCF</b>	Green Climate Fund
<b>BRFSS</b>	Behavioral Risk Factor Surveillance System	<b>GDP</b>	Gross Domestic Product
<b>BSAPs</b>	(State) Biodiversity Strategy & Action Plans	<b>GER</b>	Gross Enrolment Rate
<b>C4Life</b>	Coconut for Life	<b>GESI</b>	Gender and Social Inclusion
<b>CCSD</b>	Council on Climate Change and Sustainable Development	<b>GPE</b>	Global Partnership for Education
<b>CDA</b>	Coconut Development Authority	<b>GRT</b>	Gross Revenue Tax
<b>CDC</b>	US Center for Disease Control	<b>HIES</b>	Household Income and Expenditure Survey
<b>CEDAW</b>	UN Convention on the Elimination of all forms of Discrimination against Women	<b>ICPF</b>	Integrated Coconut Processing Facility
<b>CoFA</b>	Compact of Free Association	<b>IDP</b>	Infrastructure Development Plan
<b>COM</b>	College of Micronesia	<b>INDC</b>	Intended Nationally Determined Contribution
<b>COPD</b>	Chronic Obstructive Pulmonary Disease	<b>IPP</b>	Independent Power Producer
<b>COP</b>	Conference of the Parties	<b>IOM</b>	International Organization for Migration
<b>COVID19</b>	Corona virus Disease 2019	<b>J-AWARE</b>	JICA's Activity on Waste Audit Research
<b>CPI</b>	Consumer Price Index	<b>JEMCO</b>	Joint Economic Management Committee
<b>CPUC</b>	Chuuk Public Utilities Corporation	<b>JICA</b>	Japan International Cooperative Agency
<b>CPR</b>	Contraceptive Prevalence Rate	<b>KIRMA</b>	Kosrae Island Resource Management Authority
<b>CRC</b>	Convention on the Rights of the Child	<b>MC</b>	Micronesia Challenge
<b>CROP</b>	Council of Regional Organisations of the Pacific	<b>MCO</b>	UN Multi Country Office
<b>CRPD</b>	Convention on the Rights of People with Disabilities	<b>MCT</b>	Micronesia Conservation Trust
<b>CSE</b>	Comprehensive Sexuality Education	<b>MERIP</b>	Marine Environment Resource Institute of Pohnpei
<b>CSP</b>	Conservation Society of Pohnpei	<b>MIF</b>	Micronesian Island Forum
<b>CWC</b>	Chuuk Women Council	<b>MMR</b>	Measles, Mumps & Rubella
<b>DCO</b>	Disaster Coordination Offices	<b>MODFAT</b>	Micronesia One Diet Fits All Today
<b>DECEM</b>	Department of Environment, Climate Change & Emergency Management	<b>MOU</b>	Memorandum of Understanding
<b>DoHSA</b>	FSM Department of Health & Social Affairs	<b>MRA</b>	Micronesia Registration Advisors
<b>DoRD</b>	FSM Department of Resources & Development	<b>MRCs</b>	Micronesia Red Cross Society
<b>ECE</b>	Early Childhood Education	<b>MRV</b>	Monitoring, Reporting & Verification
<b>ECP</b>	Educational Contingency Plan	<b>MVA</b>	Manufacturing Value Added
<b>EEZ</b>	Exclusive Economic Zone	<b>NAPHS</b>	National Action Plans for Health Security
<b>EMIS</b>	Education Management Information System	<b>NBSAP</b>	National Biodiversity Strategy & Action Plan
<b>EPA</b>	Environmental Protection Agency	<b>NCDs</b>	Non-Communicable Diseases
<b>ERPs</b>	Emergency Response Plans	<b>NCDR</b>	New Case Detection Rate
<b>ESSDP</b>	Education Sector Strategic Development Plan	<b>NDA</b>	National Designated Authority
<b>EVAW</b>	Eliminating Violence Against Women	<b>NDOE</b>	FSM Department of Education
<b>FACSSO</b>	FSM Association of Chief State School Officers	<b>NEP</b>	National Energy Policy
<b>FAO</b>	UN Food & Agriculture Organization	<b>NGO</b>	Non-government Organization



<b>FIA</b>	Forest Inventory Assessment	<b>NIH</b>	National Institutes of Health
<b>FP</b>	Family Planning	<b>NIP</b>	National Implementation Plan
<b>FSM</b>	Federated States of Micronesia	<b>NMCT</b>	National Minimum Competency Test
<b>FSMACC</b>	FSM Association of Chambers of Commerce	<b>NQF</b>	National Qualification Framework
<b>FSMPC</b>	FSM Petroleum Corporation	<b>NORMA</b>	National Oceanic Resource Management Authority
<b>FSV</b>	Female Sexual Violence	<b>NTDs</b>	Neglected Tropical Diseases
<b>NYP</b>	National Youth Policy	<b>SEIDP</b>	Sustainable Energy Industry Development Project
<b>OIs</b>	Outer Islands	<b>SIDS</b>	Small Island Developing States
<b>PAN</b>	Protected Area Network	<b>SOE</b>	State Owned Entity
<b>PacREF</b>	Pacific Regional Education Framework	<b>SOWC</b>	State of the World's Children
<b>PASAI</b>	Pacific Association Supreme Audit Institutions	<b>SPC</b>	Secretariat of the Pacific Community
<b>PGI</b>	Poverty Gap Index	<b>SPREP</b>	The Secretariat of the Pacific Regional Environment Programme
<b>PGED</b>	Progressing Gender Equality in the Pacific	<b>SRH</b>	Sexual Reproductive Health
<b>PICs</b>	Pacific Island Countries	<b>SUCs</b>	State Utility Corporations
<b>PIDP</b>	Pacific Island Development Plan	<b>SWARS</b>	State Wide Assessment and Resource Strategy
<b>PILNA</b>	Pacific Island Literacy & Numeracy Assessment	<b>TNC</b>	The Nature Conservancy
<b>PIRRIC</b>	Pacific Island Regional Recycling Initiatives Committee	<b>UN</b>	United Nations
<b>PMO</b>	Project Management Office	<b>UNCAC</b>	United Nations Convention Against Corruption
<b>POPs</b>	Persistent Organic Pollutants	<b>UNDESA</b>	United Nations Department of Economic and Social Affairs
<b>PoWPA</b>	Program of Work on Protected Areas	<b>UNDP</b>	United Nations Development Program
<b>PR</b>	Prevalence Rate	<b>UNESCAP</b>	United Nations Economic and Social Commission for Asia & the Pacific
<b>PROP</b>	Pacific Regional Oceanscape Program	<b>UNESCO</b>	United Nations Educational, Scientific and Cultural Organisation
<b>PUA</b>	Pandemic Unemployment Assistant	<b>UNFPA</b>	United Nations Fund for Population Activities
<b>PWGB</b>	Pacific Women Growing Business	<b>UNICEF</b>	United Nations Children's Fund
<b>PWP</b>	Pacific Women Program	<b>UNODC</b>	United Nations Office on Drugs & Crime
<b>RE</b>	Renewable Energy	<b>USAID</b>	United States Agency for International Development
<b>RWDC</b>	Regional Workforce Development Council	<b>VAW</b>	Violence Against Women
<b>SBE</b>	Small Business Enterprise	<b>VCO</b>	Virgin Coconut Oil
<b>SDGs</b>	Sustainable Development Goals	<b>VNR</b>	Voluntary National Review
<b>SDP</b>	FSM Strategic Development Plan	<b>WASH</b>	Water , Sanitation & Hygiene Program
<b>SDS</b>	FSM Strategy for the Development of Statistics	<b>WB</b>	World Bank
<b>SDOE</b>	State Department of Education	<b>WHO</b>	World Health Organization
<b>SEG</b>	Supplemental Education Grants	<b>YapCAP</b>	Yap Community Action Program



## EXECUTIVE SUMMARY

The Constitution of the FSM – ratified in 1978 at the dawn of the Federation’s young nationhood – states: “We affirm our common wish to live together in peace and harmony, to preserve the heritage of the past, and to protect the promise of the future...to become the proud guardian of our own islands, now and forever.”

This nation of 607 islands, atolls and islets, spread across 2.6M square kilometers of the Western Pacific Ocean is fully committed to implementing Agenda 2030, at the National level and within the four island States of Kosrae, Pohnpei, Chuuk and Yap. FSM identified 89 SDG targets, with an accompanying 90 SDG indicators, linked to the FSM Strategic Development Plan, 2004-2023 (SDP).

The current implications of the COVID-19 crisis must now also be factored into our efforts to implement the SDGs, where the Federation has been redirecting resources to proactively implement measures to prevent this virus from entering our shores to protect and maintain sustainable communities;

### Implementing the SDGs into the State and National Processes

The SDP is a national strategy that seeks to achieve sustainable economic growth and self-reliance. It prioritizes sustainable development through the sectors of Health, Education, Agriculture, Fisheries, Private Sector

Development, Transportation, Communication and the cross-cutting sector of Energy, many having their own policies that align to the SDP and SDGs. In addition:

- In July 2016, the FSM established the SDG Working Group (WG). This internal coordination mechanism draws from Departments and associated agencies within the government soliciting input from civil society actors and the chambers of commerce. A critical component of the SDG WG is the establishment of State Focal Points (SFPs) for effective implementation and reporting; and,
- FSM has prioritized the production and use of data to monitor SDGs and inform national policies and programming, through the upcoming 2020 Census of Population & Housing, the Household Income and Expenditure Survey (HIES), including a multi-dimensional Poverty Index, National Social Indicators Survey, a draft Strategy for Development of Statistics (SDS) 2020-2024, a national SDG dashboard developed based on assessment of the SDGs in 2017, and a comprehensive performance audit of the implementation of the SDGs.

### Challenges and Potential Areas of Support

- Although the UN has agreed in principle to the request to set up a Multi-Country Office (MCO) in Micronesia, the accelerated establishment of this entity is a critical step needed for the on-the-ground support and expertise to achieve



our national sustainable development goals and accelerate the implementation of the SDGs, including strategic support to human rights frameworks, such as CEDAW, CRC, CRPD and the ICPD25 Nairobi commitments;

- Though negotiations are forthcoming, the termination of the funding provisions (Title II of US Public Law 108-188) of the Amended Compact of Free Association Treaty with the United States, which provides major support to key sectors in supporting public infrastructure and socio-economic prerogatives, looms. Coupled with limited human resource capacity in priority sectors such as education and health, delivery of necessary services to FSM citizens will be impacted;
- Our livelihood as a Big Ocean State is threatened by the existential threat of climate change, overfishing and vulnerability to natural disasters and sudden shocks like COVID-19. More support for developing social protection and preparedness and recovery will be needed, particularly in the areas of health, sanitation, waste management, education, gender, and critical water and food security.
- Data related complexities remain a significant challenge in defining targets for the prioritized indicators for monitoring SDGs in the FSM.

The year 2020 has been coined the Decade of Action because we have only 10 years to accelerate our efforts to implement the 2030 Sustainable Development Agenda.

To stand up and be counted among the nations of the world, a country must have something of value. The FSM has value in its proud history, its vibrant cultures, its progressive values, its vaunted ecosystems, and a heritage of living in peace and harmony with our environment.

FSM values its people as a fundamental resource to progress the 2030 Agenda, and will therefore continue to pursue gender equality, universal access to health, including sexual and reproductive health and rights of all citizens, and ensuring safe and dignified lives, particularly women, girls and adolescents.

Green Banana Paper was founded to create on-island jobs and sustainable livelihoods for the people of Kosrae Island, FSM.



 green banana PAPER



“To westerners over the centuries, the tiny islands of the Carolines, lying across the western Pacific a little north of the equator, have always been a stopover on the way to somewhere else...but what of the people who made their home in these islands?”

- Francis X Hezel, SJ, from the book, *Strangers in Their Own Land*.

## 1. INTRODUCTION

The widely accepted definition of sustainable development is:

*“The organizing principle for meeting human development goals while simultaneously sustaining the ability of natural systems to provide the natural resources and ecosystem services based upon which the economy and society depend. More simply, sustainable development can be defined as development that meets the needs of the present without compromising the ability of future generations to meet their own needs.”*

The Federated States of Micronesia (FSM) carries forward a measured respect for sustainability in all forms of its daily lifestyle. The Federation consists of 607 culturally distinct and vibrant islands that lie within the four island States of Kosrae, Pohnpei, Chuuk

and Yap. The implementation of the **2030 Agenda for Sustainable Development** is being carried out, in the communities, in the villages and within families.

The Voluntary National Review (VNR) is an excellent tool to monitor the achievements of our government, national and international development partners in the pursuit of sustainable development, while addressing broader global and local challenges.



Source: Fast-Tracking the SDGs, Driving Asia-Pacific Transformations, 2020

FSM is a place where many generations have relied directly upon the sustainable functioning of ecosystems for survival<sup>1</sup>. As a consequence, the 2030 Agenda is a modern

<sup>1</sup>As for the so-called ecosystem approach, it certainly is alive in the FSM at higher policy levels and decision-making. The ecosystem approach stresses the importance of preserving ecosystem services (e.g., clean air and water, arable land, integrated habitats, etc.). This approach is best reflected within the FSM through the **Environment Strategy Matrix within the SDP**.

means to ensure a balance between the traditional way of life and modernity. While modernity is to be expected, and perhaps even encouraged in essential matters of society, the ecology of our small islands must always be respected.

With ten years to go, the UN called for a **Decade of Action** to deliver the Global Goals. At the UN SDGs Summit in 2019, world leaders identified six “transformative entry points” to accelerate progress towards the SDGs. These entry points reflect how development challenges are interlinked, complex, and integrated across the goals and targets of the SDGs framework. Accelerated progress in these six areas while continuing to underline the importance of climate change and health and governance of the ocean will be key to FSM’s progress towards achieving the goals of the 2030 Agenda.



Source: Fast-Tracking the SDGs, Driving Asia-Pacific Transformations, 2020

## FSM and COVID 19

In response to the COVID-19 pandemic, people’s safety and security was the priority.

President Panuelo declared a public health emergency in FSM. However, the government’s decision to respond to the health emergency came at a cost. The government established a COVID-19 taskforce and a response framework with a budget of \$2.1M, and an economic stimulus package of approximately \$15M to provide subsidies to businesses and to support workers in the tourism, retail and fisheries sectors. The health pandemic only added to the range of challenges faced by FSM including climate change, social and economic inequalities.

The COVID-19 pandemic has highlighted the need to shore up social protection systems and wider policies and initiatives to deliver public goods and services, particularly to the poorest and most vulnerable in the Federation.

Conversely, this pandemic has also strengthened our island resolve and unity, enhanced our overall social solidarity.

The implications of COVID-19 will impact our islands in many ways, particularly noting public health, education, violence against women and children, mental health, psychosocial distress self-sufficiency and the economy.

“Shocks such as the COVID-19 pandemic do not respect borders, so the pathway to saving lives and securing livelihoods lies not in national isolation, but in cooperating across borders on information sharing, capacity building, and policy coordination...to address


the needs of the most vulnerable, has never been clearer.”<sup>2</sup>

Accordingly, the Nation has passed an **FSM Economic Stimulus Package** to provide subsidies to businesses and to support workers in the tourism, retail and fisheries sectors.

“The intention of the Economic Stimulus Package is to ensure the continued prosperity of the Nation and its citizens during these unprecedented times...and I also acknowledge the significant and timely delivery of financial assistance from the ADB.”<sup>3</sup>

The FSM Economic Stimulus Package is valued at approximately \$15M and represents the single largest economic stimulus in the Nation’s 41 years of Constitutional Government.

In short, recent events have bolstered our common effort across this diverse Federation of islands to achieve the SDGs.



---

<sup>2</sup>ADB Vice-President for Knowledge Management and Sustainable Development, Bambang Susantono.

<sup>3</sup>FSM President David W. Panuelo, in a government press release dated 22 April 2020.

covering the period December-July 2020

## 2. METHODOLOGY OF THE REVIEW



With the joint support from UN and Pacific regional organizations, the FSM national and state government representatives were provided with a number of training opportunities in December 2019 and February 2020 on the objectives of the VNR process and the preparations required for country presentations at the High Level Political Forum (HLPF). The training included a detailed introduction to the UNDESA Handbook for VNR preparation.

Under the SDG working group led by the Department of Resources and Development, preparation of FSM’s first VNR began with the development of a comprehensive work plan

structured around four phases:

- (i) preparatory work;
- (ii) gathering input and stakeholder engagement;
- (iii) VNR report preparation; and,
- (iv) HLPF presentation and video production.

The work plan was hinged on the SDG working group’s role of coordinating national and state stakeholders to draft FSM’s VNR report.

Using thematic areas identified in the FSM Strategic Development Plan (SDP), Infrastructure Development Plan (IDP) and state government SDPs stakeholders developed



the VNR report outline, identified challenges, success stories and lessons to support implementation going forward.

Representatives of key departments, the private sector – both businesses and NGOs – and other development partners were identified to draft various sections of the VNR report.

### State consultations

Dedicated and inclusive state consultation workshops were convened between January and February 2020 with week-long State stakeholder engagements in the four jurisdictions of the Federation. Stakeholders engaged include government, legislature, civil society, and academia and community groups.

States Government Coordination mechanisms were set up with the leadership of the State focal points to lead the drafting of the VNR state components. For example Executive order No 03-201 was passed in Kosrae state to form a technical working group to lead the drafting.

In Chuuk state, the Chuuk Economic Commission led the process of drafting with the leadership of the Focal point. This demonstrates national commitment afforded to the 2030 Development Agenda, and its significance in empowering stakeholders to own and lead in the implementation of national and relevant global development priorities



The FSM Strategic Development Plan 2004-2023 has identified nine strategic goals for improving the environment of FSM. This includes:

1. Mainstreaming environmental considerations, including climate change, in national policy and planning;
2. Improving the human environment;





3. Reducing energy use;
4. Making natural resources accessible;
5. Protecting natural marine, freshwater, and terrestrial ecosystems;
6. Improving environmental awareness and education;
7. Effective bio security;
8. Sustainable financing for the environment; and,
9. Enhancing technical capacity to support environmental programs.

A national assessment of data availability and utilization of data on the sustainable development indicators identified indicators relevant for monitoring and reporting at the national and state levels. Line departments like the Department of Health and Social Affairs also conducted localization workshop for specific SDGs (SDG 3).

### **Independent review by National Public Auditor**

In 2019, the office of the national public Auditor (ONPA) in collaboration with the office of public auditors of the four states (Pohnpei, Chuuk, Kosrae and Yap) conducted an independent audit of the preparedness for implementation of the SDGs in the FSM for the period July 2017 to July 2019. This was a cooperative initiative undertaken by the Pacific Association of Supreme Audit Institutions (PASAI).

### **Limitations**

The COVID-19 Pandemic disrupted the stakeholder engagements that were planned within the period from March to July 2020.

### 3. POLICY AND ENABLING ENVIRONMENT



The Constitution of the FSM – ratified in 1978 at the dawn of the Federation’s young nationhood – states: “We affirm our common wish to live together in peace and harmony, to preserve the heritage of the past, and to protect the promise of the future...to become the proud guardian of our own islands, now and forever.”

FSM identified 89 SDG targets, with an accompanying 90 SDG indicators, linked to the FSM Strategic Development Plan, 2004-2023 (SDP).

The SDP is a national strategy that seeks to achieve sustainable economic growth and self-reliance. It prioritizes sustainable development through the sectors of Health,

Education, Agriculture, Fisheries, Private Sector Development, Transportation, Communication and the cross-cutting sector of Energy, many having their own policies that align to the SDP and SDGs.

#### **Creating ownership for the SDGs**

In July 2016, the FSM established the SDG Working Group (WG). This internal coordination mechanism draws from Departments and associated agencies within the government soliciting input from civil society actors and the chambers of commerce. A critical component of the SDG WG is the establishment of State Focal Points (SFPs) for effective implementation and reporting.

This SDG working group focus is on the localization and alignment of appropriate SDG targets within FSM’s development framework. The process of prioritizing the SDG indicators was started by the National Statistics Office (NSO) undertaking preliminary discussions with stakeholders in early 2017.

The education and health sectors held forums at the national as well as state levels to discuss the localization of SDGs in their sectors. The WG followed this up with more focused discussions with stakeholders on specific prioritization of indicators including their availability and the quality of data. A validation workshop was held to finalize the indicators and the final report was presented at the national SDG advocacy workshop in December 2019.

The National Statistics Office (NSO) launched the SDG Dashboard in 2019, and identified 90 targets and 89 indicators to closely and systematically monitor the SDGs in the FSM. The NSO website<sup>4</sup> provides a centralized location to view progress and access data on the FSM SDG indicators both for national progress and State-level progress.

Developed in collaboration with the SDG WG, NSO, the UNFPA and the UN Joint Presence, this platform provides access to information on key development outcomes for users and provides a platform for data providers to be able to share information with users on the dashboard.

Despite the obvious benefits, visible data gaps still exist in key areas of the SDGs; challenges of sustaining users’ engagement, coordination, quality of the information from other data producers important to reflect a true picture of FSM’s progress still exists.

Prior to the VNR , the National Government of the Federated States of Micronesia (FSM) held Sustainable Development Goal Consultation and Localization Workshop aimed at building national consensus , raising awareness and reviewing the SDG targets and indicators in accordance to their relevance and applicability to the FSM national and state contexts.

### **Incorporating of the SDGs in National Frameworks**

The FSM has committed to aligning the SDG’S to its National and State Strategic Development Plans and mainstreaming in particular the key sectors of health and education as well as climate action. This includes:

- The FSM Infrastructure Development Plan (IDP) 2016-2025
- The State of the Environment Report 2018
- The Education Sector Strategic Development Plan (ESSDP) 2020
- Framework for Sustainable Health Development in the FSM 2014-2024

---

<sup>4</sup><https://www.fsmstatistics.fm/sdg-dashboard/>.

- The Strategy for the Development of Statistics (SDS) 2020-2024

The National Government has also committed to including economic SDG indicators into its annual Economic and Fiscal Update.

In addition, an assessment on the availability, analysis and utilization of data on the sustainable development goal indicators was completed in 2017. This assessment was funded by the United Nations Fund Population Fund (UNFPA) and prepared in consultation with the local UNFPA representative in Pohnpei.

### Integration of the three dimensions

FSM has prioritized the production and use of data to monitor SDGs and inform national policies and programming across the three dimensions of the Economic, Environmental and the Social, through:

- The upcoming 2020 Census of Population & Housing;
- The Household income and Expenditure Survey (HIES), including a multi-dimensional Poverty Index;
- The National Social Indicators Survey;
- A draft Strategy for Development of Statistics (SDS) 2020-2024;
- A national SDG dashboard developed based on assessment of the SDGs in 2017;

- A comprehensive performance audit of the implementation of the SDGs; and,
- The National Biodiversity Strategy and Action Plan (2019).



These efforts help us to ensure we are able to integrate, monitor and inform various policies, plans and strategies that cut across the three pillars of society.

### Leaving No One Behind

The communiqué from the National Education Summit of 2019 contains the recommended strategic framework for sustainable education development in the FSM. The vision of the strategic framework is to ensure all FSM citizens have equal access to and will benefit from educational and related services.

The strategic framework builds on the principles outlined in the national and state constitutions, each of which affirms the right to education for all citizens. Some information for this indicator is available from the education Management information System (EMIS).

More holistic and *integrated approaches* to tackling health, education, hardship, meaningful work and other problems through multi-sector initiatives – cross-aligning multiple SDGs in Agriculture, Tourism and Fisheries – to improve mental and physical well-being must be prioritized.



## 4. REVIEW OF SDG IMPLEMENTATION





## 4.1 PEOPLE

### 1 NO POVERTY



Poverty and hardship exist in the FSM and this SDG is perhaps more critical to the nation's socio-economic ambitions than any other. Micronesian society is about fairness, inclusion and strong cultural and community bonds. Leaving no one behind is not a slogan; it is a traditional way of life. In this chapter we discuss Targets 1.1, 1.5 and 1.A.

### 2 ZERO HUNGER



With more than 90% of families having access to land for farming, combined with strong cultural norms of sharing, hunger is rare in the nation. Malnutrition is likely the greater issue. Increased focus on small-scale agricultural production is a priority. In this chapter we discuss targets 2.1, 2.2 and 2.3.

### 3 GOOD HEALTH AND WELL-BEING



Health is a key SDG priority for FSM, highlighted by the fact that this sector has one of the highest government expenditures (21%), as a percentage of national GDP. Conversely, this also highlights the fact that the islands are challenged with the non-communicable diseases of the modern way of life. In this chapter we discuss targets 3.1, 3.3, 3.4 and 3.7.

### 4 QUALITY EDUCATION



For the FSM – and its Enduring Partner, the United States – Education is the foundation toward achievement of all of the SDGs. This sector receives the majority of overseas development assistance funding – 35.6 percent of all ODA – for the human capacity development needs of the Federation. In this chapter we discuss targets 4.1, 4.2, 4.7, 4.A, 4.B and 4.C.

### 5 GENDER EQUALITY



Ensuring that women have a seat at the table of decision making at all levels, and protecting young girls has been a sustained focus over the past decade in FSM. The development, endorsement and implementation of the National Gender Policy in 2018 have led to significant progress in government and civil society to address family protection issues. Much more is required of us. In this chapter we discuss targets 5.2, 5.3 and 5.5.

### 6 CLEAN WATER AND SANITATION



Water is life. We must protect and maintain our two primary water sources: surface (60%) and groundwater (40%) and to include community participation in this effort. UNICEF's Water, Sanitation and Hygiene program (WASH) has been adopted and endorsed by the nation and will go a long way to achieving SDG6. In this chapter we discuss targets 6.2, 6.3 and 6.B.

**SDG 1: NO POVERTY**



**Priority Targets<sup>5</sup>**

FSM has prioritized four targets relating to poverty, land tenure, disaster risk management, climate change and government spending towards essential services in order to achieve the goal of ending poverty in all its forms. Targets 1.1, 1.5 and 1.A are selected for discussion here.

**Target 1.1**

**Eradicate extreme poverty for all people.**

**Target 1.4**

Ensure that all men and women, particularly the vulnerable, have equal rights to economic services, access to basic services and ownership and control over land, inheritance and natural resources.

**Target 1.5**

**Build the resilience of the vulnerable and poor and reduce their exposure to climate-related extreme events and other economic, social and environmental shocks and disasters.**

**Target 1.A**

**Ensure significant mobilization of resources from a variety of sources, including through enhanced development cooperation, in order to provide means for LDCs to implement programs and policies to end poverty in all its dimensions.**

<sup>5</sup>All of the information contained in this section is obtained from the [FSM Statistics SDG Dashboard](#).

**Selected Target Assessment & Progress**

In FSM, the national basic needs poverty line is based on the Household Income and Expenditure Survey (HIES), the most recent of which was completed in 2013/14). Although considerable progress has been made, the incidence of hardship in the Federated States of Micronesia is still high<sup>6</sup>.

The 2013/14 HIES indicates 31.4 percent of the FSM population live below the national basic needs poverty line with a slight increase from 2005 to 2013<sup>7</sup>. Poverty levels are not uniform in the states. The poverty incidence is higher or more severe in Pohnpei and Chuuk than in Yap and Kosrae.

Children are also more likely to be vulnerable to poverty: nine per cent of children aged 0–14 years were living less than 10 per cent above the basic needs poverty line compared with 4.8 per cent of the total population<sup>8</sup>.

<sup>6</sup>Existing data suggest that poverty particularly affects children and female-headed households, and that poverty rates are significantly lower in Yap than in the other three states.

<sup>7</sup>In addition, the **2017 Situation Analysis of Children in the FSM (UNICEF)** indicates, “around 30 per cent of households in FSM live below the basic needs poverty line, with trends pointing to an increase in poverty...that particularly affects children and female-headed households.”

<sup>8</sup>UNDP, ‘State of Human Development in the Pacific: A Report on Vulnerability and Exclusion at a Time of Rapid Change’, 2014.



	Food Poverty Line (Daily per Adult Equivalent)	Total Poverty Line (Daily per Adult Equivalent)	Ratio of Food to Non- Food Cost in the Total Poverty Line	Food Poverty Line (Annual per Adult Equivalent)	Total Poverty Line (Annual per Adult Equivalent)
National Average	\$1.84	\$4.34	42:58	\$670.6	\$1,583.9

*Source: FSM HIES 2014*

As in most countries, national poverty averages in FSM mask inequalities within the country. Rates of basic needs poverty are spread fairly evenly across the states; however, poverty rates are significantly lower in Yap.

No coincidence since Yap State has the lowest reliance on cash incomes, and high rates of production for household consumption: according to the 2013–2014 HIES, a quarter of consumption is home-produced (compared with only 15 per cent at the national level and only five per cent in Kosrae).

The FSM also works to make sure that those most vulnerable are not left behind, and to reduce the exposure of those individuals, families and communities to disasters and shocks.

One good example is the deployment on 17<sup>th</sup> June 2020 of the Pandemic Unemployment Assistance (PUA) Program. The PUA program provides temporary benefits to individuals whose employment or self employment has been lost or interrupted as a direct result of COVID-19<sup>9</sup>.

<sup>9</sup>The Government of the FSM opened offices in each of the Nation’s States to assist citizens who have lost their job, or suffered from reduced income, due to COVID-19, to apply for financial support.

Additionally, the national Coconut for Life program (C4Life) supports community-based production from extant agro forestry and the re-planting and intercropping of climate resilient species<sup>10</sup>.



**The sign at the Pohnpei Branch of the OPUA. On 17 June 2020 the FSM implemented the PUA Program to assist those who lost their jobs due to COVID-19 travel bans put in place in FSM. Many are from families who earn low wages.**

<sup>10</sup>C4Life is conscientious of its impact to an island’s environment as well as to the livelihoods, the culture and the wellbeing of its inhabitants; through C4Life and a humble natural resource like the coconut, we foresee definite positive impact on income opportunities for all and economic growth in the FSM.





**Trade with a member of the Luhkok Participatory Guarantee System (PGS) group of Pohnpei. C4Life has been trading with over 120 registered farmers in Pohnpei, from whom over 250,000 lbs of husked nuts were purchased in 2019 alone<sup>11</sup>.**

It is also heavily underutilized as a cash crop and thus a comprehensive nation-wide program of work – C4Life – is underway to help alleviate hardship within the nation and assist communities to address priority development needs.

The Micronesia Island Forum (MIF)<sup>12</sup> maintains a standing Regional Workforce Development Council (RWDC) that has emphasized that workforce development should be people-driven.

This means training programs should center around the needs of people above all

<sup>11</sup> Information provided by Vital on 9 June 2020 in response to a request for feedback on the FSM Voluntary National Review report.

<sup>12</sup>The MIF is composed of the Presidents of Palau, Marshall Islands, FSM, Nauru and Kiribati, and the Governors of the CNMI, Guam, Kosrae, Chuuk, Pohnpei and Yap.

things. The MIF at its most recent meeting – the 24<sup>th</sup> in Chuuk State in 2019 – supported training programs, vocational schools, and support for Labor Division Offices throughout the region to assist those sections of society most in need.

### Challenges

Based on 2005 data, the incidence of poverty in FSM increased through the period up to 2014. Chuuk, Pohnpei and Yap experienced an increase in the poverty incidence while Kosrae had a decline. This remains a challenge for the FSM, with a clear need to initiate projects and programs to both lift the capacity of government agencies, civil society organizations and the business community<sup>13</sup> to implement projects successfully.

The FSM is heavily dependent on external assistance, with budget grant income estimated to account for 43 percent of its gross domestic product (GDP), with a large share of that coming from the CoFA with the United States<sup>14</sup>. As it stands, any significant interruption in the flow of this external assistance will greatly affect the economy, disproportionately so to those already facing hardship conditions.

Often the most vulnerable fall through the cracks, are unaware of opportunities, or

<sup>13</sup>The **FSMACC** is the association of all business advocacy groups and chambers of commerce and is a perfectly suited organization to be represented in any such capacity building initiative.

<sup>14</sup>Education Sector Analysis for FSM, January 2020 (ADB TA-8552).

simply do not have a voice at the table. This shows the need to continue to implement both top-down and bottom-up approaches and for national, state and local governments to work together.

An increased and sustained focus, including a seat at the table of development decision-making, will need to be placed on those in the Federation who are most vulnerable, including:

Source: FSM HIES 2013/2014

State	% of households with no electricity	% of households with no improved sanitation	% of households with no improved water sources	% of households with poor quality housing	% of households with poor cooking fuel	% of households with few assets (radio, television, auto, phone, etc.)	% of households with no child attending school	% of households with no one working
National	17.4	27.1	13.9	22.7	33	25.1	1.6	2.5
Yap	18.5	42.4	1.9	26.4	41.5	30.2	1.4	5.9
Chuuk	38.1	29.0	27.9	24.8	41.1	46.6	4.4	1.6
Pohnpei	9.3	35.9	24.4	26.4	33.7	15.2	0.6	1.0
Kosrae	3.6	1.1	1.3	13.3	15.4	8.4	0.0	3.2

### Way Forward

Poverty in the FSM still persists with some states more affected than others. Ending poverty in all its forms in the FSM will require targeted measures including, securing land tenure, manage disaster risk, increase government spending towards essential services required by the population, and to replicate successful anti-poverty initiatives that have been implemented in one State for expansion across the Federation.

The continued diversification of the economy and the prioritization of supporting sustainable income opportunities at the community level shall be pursued.

- those without access to or title to land;
- those who are most exposed to climate change;
- communities with little or no improved basic service infrastructure;
- households where only one or no adult has work in the formal economy;
- those with children or family members who are disabled; and,
- those who are single-parent – especially those led by women – households.

Some relevant **SDG1 documents** in FSM are:

- FSM HIES Main Analysis Report 2013/2014
- National Youth Policy 2017-2023
- FSM Gender Policy 2018

- Situation Analysis of Children in FSM 2017
- Poverty Profile of FSM 2013

### Kosrae State Highlight



**Wawa Chips in Kosrae is a unique, homegrown initiative that was started with seed capital from EU through IACT-SPC, with support from the state and national government and has self-sustained its operations for more than 10 years. The value-added project supports over eight suppliers (farmers) and provides income to the family and staff of five who run it. The Wawa products are a popular item from Kosrae.**

SDG 2: ZERO HUNGER



**Priority Targets**

FSM has prioritized six targets related to food insecurity, under nutrition in children, adolescent girls, pregnant and lactating women, the elderly, income of small scale producers, agricultural area in use, sustainable agriculture, genetic resources as well as official flows and development aid in the sector. Targets 2.1, 2.2 and 2.3 are selected for discussion here.

**Target 2.1**

**End hunger and ensure access by all people, in particular the poor and vulnerable, to safe, nutritious and sufficient food all year round.**

**Target 2.2**

**End all forms of malnutrition, and address the nutritional needs of children under five, adolescent girls, pregnant and lactating women and older persons.**

**Target 2.3**

**Double the agriculture productivity and incomes of small-scale food producers, through secure and equal access to land, financial services, markets and opportunities for value addition and non-farm employment.**

**Target 2.4**

Ensure sustainable food consumption with agricultural that increase production, maintain ecosystems, strengthen adaptation to climate change and improve soil quality.

**Target 2.5**

Maintain genetic diversity of seeds.

**Target 2.A**

Increase investment in rural infrastructure.

**Selected Target Assessment and Progress**

The FSM Household, Income and Expenditure Survey 2013-14 (HIES) revealed the proportion of the population in FSM experiencing food poverty has declined by nearly 5% since 2005. Currently one out of 10 individuals is living below the food poverty line, compared to one in seven in 2005. The FPL is calculated in FSM at \$US1.84 per adult per day.

While only Yap State has experienced an increase in food poverty, Pohnpei+, Chuuk and Kosrae have made significant gains toward the targets of this SDG, as there have been significant declines in the ratio of food poverty within the populations<sup>15</sup>.

The importance of agriculture, forestry and fisheries in FSM as a source of both formal and unpaid employment (subsistence), in addition to their respective roles in food production, cannot be overstated<sup>16</sup>.

Source: FSM Integrated Agriculture Census 2016.	TOTAL FSM	
	NUMBER	%
<b>Total households</b>	<b>15 544</b>	<b>100</b>
Households engaged in fishing	8 508	54.7
Households not engaged in fishing	7 036	45.3

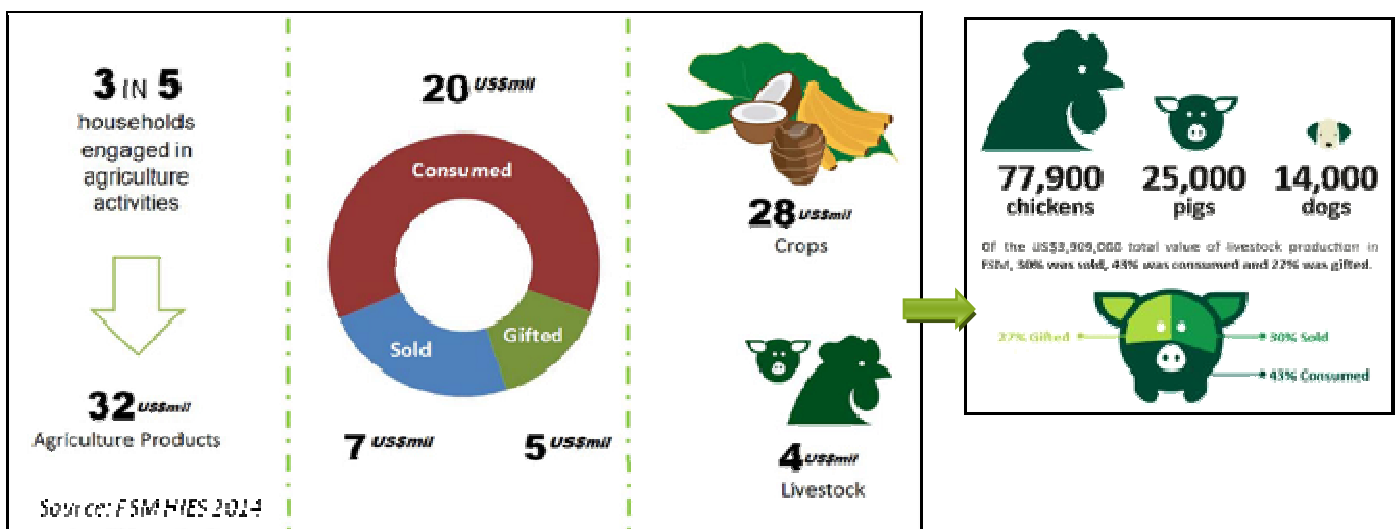
<sup>15</sup>The 2013/14 HIES provides more detail, as well as suggested rationale for the respective trends.

<sup>16</sup>15,867 out of 16,767 households (95%) in FSM grow crops for consumption, barter and sale, 2010 Census.



Reefs and forests are not only essential to communal and rural survival – more than 80% of the FSM population lives in rural areas – they are also the linchpin of economic development<sup>17</sup>. Terrestrial ecosystems produce the largest local inputs to the macro-economic fabric of society in the form of betelnut, Sakau (kava), citrus and various staple root crops<sup>18</sup>.

Marine ecosystems are even more vital: near shore and offshore fisheries bring in tens of millions of dollars annually to the functioning micro and macro-economic frameworks. The primary source of local revenue at the national level remains through the sale of tuna fishing licenses and the foreign fleets in FSM waters are growing per the pecuniary prerogatives of a developing nation.



<sup>17</sup>According to the 2010 FSM Census, 22,924 out of the total population of 102,843 live in the various defined urban areas (Weno in Chuuk, Lelu in Kosrae, Colonia in Yap and Kolonia in Pohnpei) across the four states compared to 79,919 that live in rural areas.

<sup>18</sup> A 1991 survey of 10 ha (on fifty-four randomly selected farms) documented 161 species (102 trees, shrubs, and crops and 59 uncultivated herbaceous plants). The number of tree, shrub, and crop species per farm ranged from 16 to 37, with an average of 26 species. Breadfruit (72 trees per ha) was cultivated on all 54 farms, while coconuts (92 trees per ha) occurred on 96 percent of the farms. Plantain and banana were found on 98 percent and 91 percent of farms, respectively. Twenty-eight breadfruit, thirty-eight yam, eighteen plantain, and six banana cultivars were found in the survey plots, showing the importance of FSM agro forests.

When it comes to food, the near shore marine areas – mangroves, reefs, blue holes, estuaries, lagoons, passes, and ocean – are majorly critical. Nearly 55% of all households engage in fishing activities on a regular (monthly) basis.

A full three out five households are engaged in land-based agricultural activities (see Info graphic below), which highlights the huge importance of land to people.

	NUMBER OF HOUSEHOLDS		
	TOTAL	HAS LAND USED FOR AGRICULTURE	DOES NOT HAVE LAND FOR AGRICULTURE
<b>FSM total</b>	<b>15 545</b>	<b>14 031</b>	<b>1 514</b>
Yap	2 279	2 138	141
Chuuk	6 223	5 743	480
Pohnpei	6 006	5 260	746
Kosrae	1 037	890	147

Source: FSM Integrated Agriculture Census 2016

In sum, over all of the islands of the FSM, 35% of the landscape is devoted to agro forests<sup>19</sup>. This is a critical feature of everyday way of life and accounts for a significant portion of the total productive effort of the Federation. This shows that FSM people remain committed to the agrarian lifestyle which in and of itself – without intervention – continues a generational pattern of sustainability.

### Challenges

The proportion of underweight children is estimated at 15 according to the HIES 2013-14. However, in the FSM, as in many Pacific Island Countries (PICs), a burgeoning problem – particularly in younger, more sedentary generations – is overweight people and obesity, *while* being improperly nourished with major nutritional deficiencies.

That is, a diet that is often out of balance with the requirements of a healthy life: high on

<sup>19</sup> Per the USDA definition, **agro forestry** is the intentional integration of trees and shrubs into crop and animal farming systems to create environmental, economic, and social benefits.

refined sugars, excessive amounts of alcohol and tobacco, too much red meat and hydrogenated fats, with far too little consumption of green leafy vegetables, healthy fats (e.g. coconut oil) legumes and fruits.

Some initiatives are now addressing this problem, but more intervention is required. In addition, the main operators of the farming activity of households (HH) in 2016 were reported to be mostly male – 77 percent. When the main operator was reported to be female, nearly half (48 percent) were aged over 55, compared to 32 percent of male main operators. There is a need to target specific, simple technology initiatives that can be rapidly adopted by women and youth.

Overseas development assistance (ODA) in the Agriculture sector is also a challenge as it has changed little over time and remains around \$0.2 million for agriculture, \$1.0 million for fishing and \$0.4 million for environment protection and management (FSM Budget Division, 2017).

### Way Forward

These figures represent a large opportunity for increasing ODA in these and other priority sectors of the Federation, particularly as it relates to the current global economic downturn<sup>20</sup>. This can be achieved at least in part through building the capacity of

<sup>20</sup> FSM has one of the most stringent travel bans in the world in place in an effort to prevent COVID-19 from entering into the four States and it has affected the tourism sector hard. (<https://www.fjitimes.com/micronesias-pohnpei-ramps-up-ban-on-entry/>).

key individuals in government and civil society, as well as the private sector, to access both US federal funds as well as bilateral and multilateral funds from other international partners.

range of other SDGs beyond just the goal of SDG to provide food security, improved diets and nutrition, as well as improved community livelihoods, particularly for those most vulnerable.

	TOTAL	PAID	UNPAID	% UNPAID
<b>Total labor force</b>	33 353	13 534	19 819	59.4
• Skilled agricultural, forestry and fishery workers	12 153	955	11 198	92.1
• Percent skilled agricultural, forestry and fishery workers	36.4	7.1	56.5	
<b>Males in the labor force</b>	19 488	8 396	11 092	56.9
• Skilled agricultural, forestry and fishery workers	9 577	689	8 888	92.8
• Percent skilled agricultural, forestry and fishery workers	49.1	8.2	80.1	
<b>Females in the labor force</b>	13 865	5 138	8 728	62.9
• Skilled agricultural, forestry and fishery workers	2 576	267	2 310	89.7
• Percent skilled agricultural, forestry and fishery workers	18.6	5.2	26.5	

Source: FSM 2016 Integrated Agriculture Census

Agriculture is a priority sector for the FSM, identified as one of the three key drivers of the economy under the FSM Strategic Development Plan (SDP), along with Tourism and Fisheries. As the table below reveals, 90% of households in the Federation has access to land that can be used for agricultural purposes.

Agriculture is not just a means unto itself, but rather a means to developing all three pillars of sustainability: economic, environment and social.

A strengthened strategic approach to developing small-scale, sustainable agriculture on a wider basis across the Federation would yield major positive outcomes across a whole

Some relevant **SDG2 documents** in FSM are:

- FSM Agriculture Policy 2012
- FSM Integrated Agriculture Census 2016

**Kosrae State Highlight**



This greenhouse is part of an ongoing trend in the state of Kosrae – known as the crown ‘Jewel of Micronesia’ – at self-sufficiency and sustainability at the household level, where a focus on significantly improving income opportunity through vegetable gardening is having a positive impact on both the micro-economy of communities, but also the macroeconomic fabric of the State. Pohnpei is currently in process of replicating this initiative.



SDG 3: GOOD HEALTH AND WELL BEING



**Priority Targets**

The FSM has prioritized five targets to ensure healthy lives and promote wellbeing at all ages. The Department of Health Services in each State has the primary responsibility for curative, preventive and public health services. Under the leadership of DHS, the targets were reviewed and aligned to the Healthy Islands Framework (52 indicators), and the Framework for Sustainable Health Development in the FSM, 2014-2024. Targets 3.1, 3.3, 3.4 and 3.7 are selected for discussion.

**Target 3.1**

**Reduce the maternal mortality ratio.**

**Target 3.2**

End preventable deaths of newborns and children under 5.

**Target 3.3**

**End the epidemics of AIDS, tuberculosis, malaria and neglected tropical diseases, and combat hepatitis, water-borne diseases and other communicable diseases.**

**Target 3.4**

**Reduce by 1/3 premature mortality from non-communicable diseases through prevention and treatment and promote mental health and well-being.**

**Target 3.7**

**Ensure universal access to sexual and reproductive health care services, including for family planning, and the integration of reproductive health into national strategies.**

**Selected Target Assessment and Progress**

The principles of the national and state Constitutions in FSM affirm the right to healthcare for all citizens<sup>21</sup>. A National Health Summit was held in August 2014 that unified numerous national and state-level policies, programs, projects, plans and strategies to improve health sector development.

An outcome of this Summit was a national strategic framework that affirms the right to healthcare for all citizens, guided by the following principles:

- That health is a human right;
- That health is integral to national development;
- That health requires sustainable resources and financing;
- That health requires effective leadership and governance; and,
- That health requires multi-sector integrated approaches and partnerships.

Importantly, the FSM has as one of its six major goals to “ensure universal access to essential healthcare services”.

FSM remains a low HIV-prevalence country. The national HIV program is persistent in its contact investigation and placing people

---

<sup>21</sup>Framework for Sustainable Health Development in the FSM, Health Summit Communiqué, August 2014.

living with HIV on Anti-Retroviral treatment within a month of diagnosis so HIV transmission can be reverted. Hepatitis B is decreasing amongst the younger subset of the population; however, there is an increased incidence in older age groups.

The incidence rate of tuberculosis (TB) in FSM has dropped between 16.9/10,000 population in 2012 to 9.8/10,000 in 2018. The highest rates are seen in the states of Chuuk and Pohnpei and then followed by Yap State.

MDR-TB<sup>22</sup> has been declining in country and is now contained with almost no cases for this reporting. TB incidence rate is declining very slowly and this is due to people seeking medical consultation in the late stage of the disease spectrum, and possibly likely due to disease discrimination in the communities.

Awareness of the disease is a continuous part of program activities, as is continues support to State Public Health Programs to visit communities' in-situ.

In terms of people requiring interventions against leprosy, one of the neglected tropical diseases (NTDs)<sup>23</sup>, FSM's

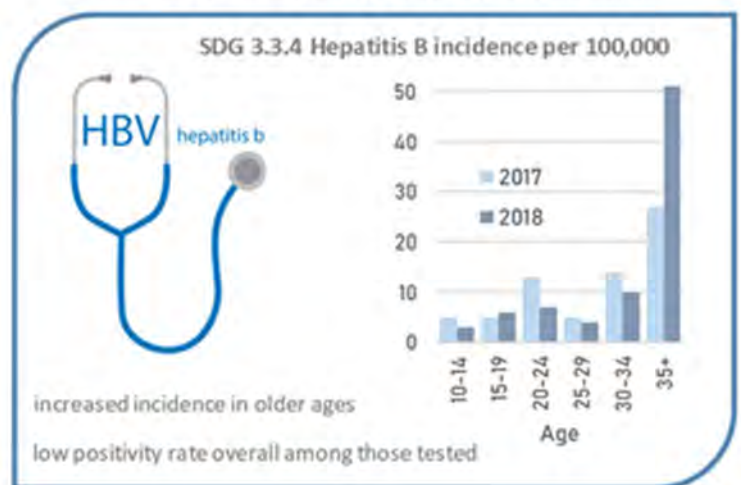
<sup>22</sup>Multidrug-resistant TB (MDR TB) is caused by an organism that is resistant to at least *isoniazid* and *rifampin*, the two most potent TB drugs.

<sup>23</sup>NTDs are a diverse group of communicable and less well-known diseases that prevail in tropical and sub-tropical climates in 149 countries (WHO). Affecting the world's poorest people, NTDs impair physical and cognitive development, contribute to mother and child illnesses and death, and make it difficult to farm and earn a living and limit productivity in the workplace (CDC).

most recent complete report is in 2017, where the New Case Detection Rate (NCDR), or prevalence rate (PR), was 137/100,000 population.

The FSM is considered to be one of only three countries in the Pacific Islands that have not reached the WHO goal of elimination: PR of < 1/10,000 population. Despite continuous contact investigation for family contacts, people are not seeking medical consultation in the early stages of these preventable diseases.

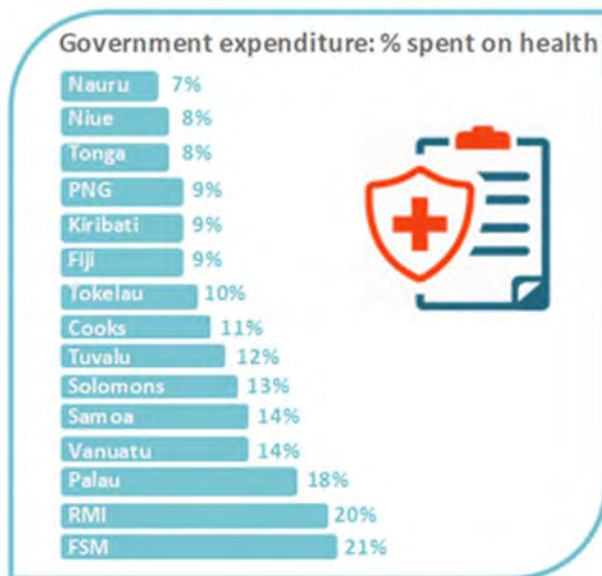
Source: FSM Division of Statistics, SDG Dashboard



However, the data and progress on SDG3 – or lack thereof – is not for lack of a systematic and coordinated effort. On the contrary, the FSM spends more on Health as a percentage of GDP than any other PIC<sup>24</sup>.

<sup>24</sup>Government expenditure on health made up around 20.6 per cent of total government expenditure, which, according to NMDI data, is the highest figure in the PICTS group.

As of 2015, around 80 per cent of health funding went to programs at the state level; only 20 per cent was spent at the national level. Around 65 per cent of state-level health funding is allocated to curative services, with 15 per cent going to overseas referral costs, 10 per cent to public health and prevention and 10 per cent to administration.



Climate Change and Health is a growing concern within the Federation<sup>25</sup>. This is particularly true for water-, vector- and food-borne diseases. This is an emerging trend and more effort will need to be made within the FSM to address, adapt to and mitigate not only the environmental effects of Climate Change, but also the serious human health effects, both physical and mental.

<sup>25</sup>The FSM Department of Health & Social Affairs (DoHSA), along with the National Designated Authority (NDA), is currently putting a proposal to the Green Climate Fund (GCF) entitled, "Increasing Resilience to the Health Risks of Climate Change in the FSM."

As such, the FSM has developed a Climate Change and Health Action Plan (NCCHAP), which aims at mainstreaming climate change considerations into activities for the health sector and health considerations into the activities of other sectors.

In relation to Target 3.1, skilled birth attendance is estimated to be 85%. Maternal mortality ratio declined significantly from 161/100,000 live births in 2010 to 43/100,000 live births in 2016<sup>26</sup>.

The contraceptive prevalence rate (CPR), in Federated States of Micronesia increased from 49.5% in 2009 to 51.3% in 2017, while the fertility rate decreased from 3.5 to 3.13 children per woman (FSM 2017 Reproductive Health Needs Assessment).



The FSM took swift action to respond to COVID-19<sup>27</sup> to thwart the entry of the virus into FSM, enforcing strict travel bans into and out of

<sup>26</sup>According to the FSM National Health Sector Key Performance Indicators & SDG Annual Scorecard- 2016.

<sup>27</sup>President H.E. David W. Panuelo declared a national Public Health Emergency Declaration on 31 January 2020.

the four primary ports of entry – be sea and by air. The development of the National COVID-19 Response Framework has also been a collaborative effort to respond to the pandemic.

There was also a commendable swift response of the DoHSA during the first quarter of 2020 to a measles outbreak in the Pacific during which a national measles immunization campaign was held to protect children under five, adolescents, frontline first responders, travelers and other adults.



**Reaching All Communities**

**Reaching the hard-to-reach; the national measles immunization campaign January 2020.**

The national measles immunization campaign resulted in overall immunization full

protection coverage against measles of 84% of children under the age of five years<sup>28,29</sup>.

According to the latest national estimates, summarized in the 2016 State of the World’s Children (SOWC) dataset, the under-five child mortality rate in FSM stands at 31 deaths per 1,000 live births as of 2015, which represents a 38 per cent reduction since 1990.

**Challenges**

Non-Communicable Diseases (NCDs) remain a vast and pervasive issue for the FSM, accounting for more than 70% of deaths<sup>30,31</sup>.



According to estimates provided by the Institute of Health Metrics, the leading causes of premature death in FSM in 2010 were

<sup>28</sup>Approximately 73% of the FSMs population has received the Measles, Mumps and Rubella (MMR) vaccine, according to the DoHSA data.

<sup>29</sup>At National level, the FSM DoHSA conducted integrated de-worming and vitamin A supplementation into the national measles immunization campaign, achieving about 68% coverage of children under the age of five. This heralds the resuscitation of mass vitamin A and de-worming campaign after a gap of more than five years and deserves more support.

<sup>30</sup>82% of the population consumes less than five combined servings of fruits and vegetables per day; 73% of the population is overweight, with 43% being obese.

<sup>31</sup>Obesity and overweight appear to be a particular problem among the female population of FSM: 75 per cent of females are considered overweight compared with 64 per cent of males; and 44 per cent of females are considered obese compared with 31 per cent of males.



NCDs<sup>32</sup>. The disease burden of NCDs has increased rapidly, with FSM witnessing almost epidemic rises in diabetes (81 per cent change since 1990) and chronic kidney disease (63 per cent change)<sup>33</sup>.

State	Diabetes	Hypertension
Yap	24.62%	15.20%
Chuuk	35.40%	15.20%
Pohnpei	33.29%	13.11%
Kosrae	43%	20%
FSM	34.07%	15.88%

Source: Moses Pretrick, FSM Environmental Health Coordinator, COVID-19 Briefing, May 2020

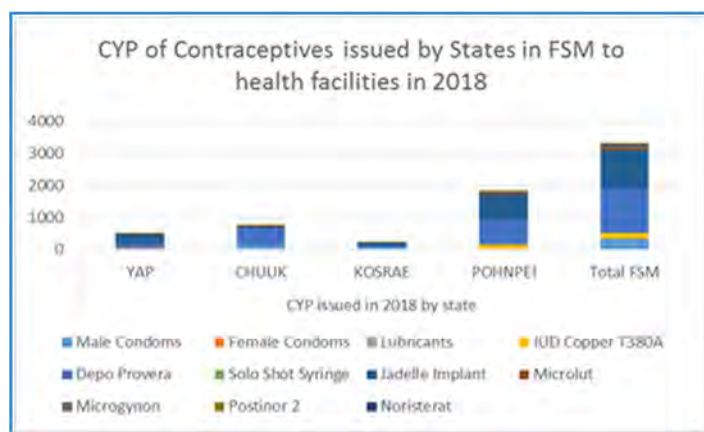
NCDs account for more than 80% of referrals for off-island medical treatment, adding a huge financial burden on the healthcare system in FSM (FSM MiCare data). The table below shows the incidence percentage-wise for each State<sup>34</sup>.

<sup>32</sup>Diabetes: 8 per cent of years of life lost; stroke: 7.5 per cent; ischemic heart disease: 7.4 per cent; cirrhosis: 2.4 per cent; and chronic kidney disease: 2.4 per cent.

<sup>33</sup>Situation Analysis of Children in the FSM 2017 (UNICEF).

<sup>34</sup>FSM has made noteworthy progress in combating tobacco use which is a major risk factor of NCDs, including implementation of innovative measures to protect vulnerable populations from second-hand smoke exposure by prohibiting smoking in cars with minors present. In 2019, the FSM completed its third national Global Youth Tobacco Survey, demonstrating a commitment to monitoring the impact of interventions on the health of young people in the FSM. At the national level, the FSM has drafted tobacco control legislation

High perinatal mortality<sup>35</sup> signifies suboptimal quality of maternal and newborn care and requires urgent attention. Findings of the Health Facility Readiness and Services Availability Assessment conducted in 2018 highlighted that while almost all facilities reported family planning services availability, only 27% of the facilities were ready to provide family planning services.

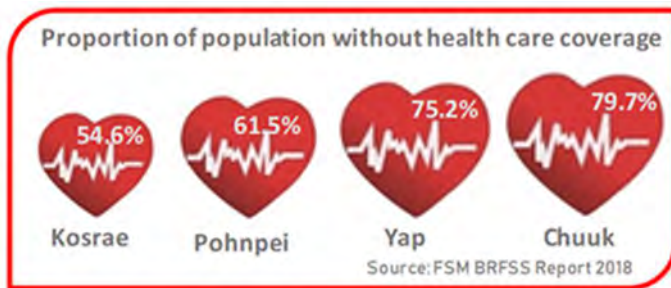


Health care coverage in regard to providing medical insurance remains an issue<sup>36</sup>. 71% of the population remains without insurance, with Chuuk (79.7%) and Yap (75.2%) with the highest rates of non-coverage.

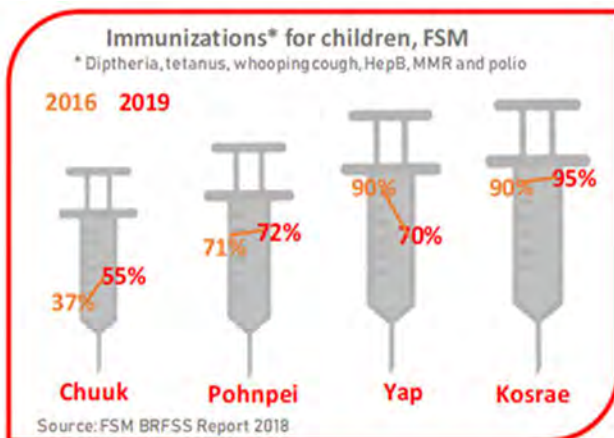
and its enactment is imperative to strengthen alignment with the WHO FCTC and protect health and the environment.

<sup>35</sup> Perinatal definition....

<sup>36</sup> A 2018 survey throughout the FSM revealed that 71.3% of respondents said they did not have health-care coverage. Of the total, 70.3 % of the males did not have health-care coverage and 72.3% females lacked health-care coverage. Compounding this, the data also showed that female respondents are more likely to have poor health than male respondents.



Immunizations of important vaccines against deadly diseases<sup>37</sup> for children remain too low on average across the FSM, at 65%. Although overall progress is being made, additional public health outreach efforts are needed to protect the population, especially young children.



There is a lack of data on many health and nutrition issues, including over and under nutrition, mental health, micro-nutrient deficiency, and accessibility rates to health care services for outer island communities. These are data that we will need to begin to quantify, track and monitor.

<sup>37</sup>Diphtheria, tetanus, whooping cough, hepatitis B, measles, mumps, rubella and polio are the main vaccines.

## Way Forward

Keeping COVID19 and other such pandemic infections out of the FSMs many islands is no small task. Small Island Developing States (SIDS) are both perfectly suited to isolating themselves from a pandemic, and at the same time, extremely susceptible to the threats that a pandemic poses. At this point in time it is clearly evident that the FSM – and the rest of the Pacific – must remain focused on COVID19 responses and in working with the multiple bi-lateral and multi-lateral programs related to and available for this response.

With nearly 24% of the population currently under the age of 15, women and men of reproductive age represent a growing, significant proportion of the population, and there is a need to ensure access to Sexual Reproductive Health (SRH) services including Family Planning (FP) services<sup>38,39</sup>

An unhealthy society is a society at risk. A pandemic such as COVID-19 exposes this as starkly as humanly possible. NCDs such as obesity, heart disease, diabetes, hypertension, cancer and chronic obstructive pulmonary disease (COPD) are the leading cause of mortality and morbidity, and more than half of the population is at high risk of developing them. Continuing positive pressure by Public Health officials acting in concert with farmers, women’s and youth groups must be ensured.

<sup>38</sup>FSM MDG Status Report 2010.

<sup>39</sup>Department of Health and Social Affairs, Family Planning Annual Reports, 2007-2011.

In addition, Public Health officials in coordination with civil society actors must be even more proactive to address and eliminate NTDs, and to maximize required immunizations for all ages, particularly the young.

More holistic and *integrated approaches* to tackling health problems through multi-sector initiatives – cross-aligning multiple SDGs in Agriculture, Tourism and Fisheries—to improve mental and physical well-being must be prioritized.

Some relevant **SDG3 documents** in FSM are:

- National Strategic Plan for the Prevention and Control of NCDs in FSM 2013-2017
- FSM NCD Risk Factors STEPS Report 2008
- UNICEF Situation Analysis of Children in FSM 2017
- National Climate Change and Health Action Plan 2018
- WHO Country Cooperation Strategy for FSM 2018–2022 (WHO)
- FSM COVID-19 Response Framework 2019
- FSM Comprehensive Cancer Control Plan 2019-2024
- FSM Youth NCD Risk Factors 2017
- FSM Behavioral Risk Factor Surveillance System Report 2018
- National Strategic Plan of Action for the Prevention and Control of NCDs in the FSM 2019-2024

- FSM National Health Sector Key Performance Indicators & SDG Annual Scorecard- 2016
- FSM 2017 Reproductive Health Needs Assessment
- Health Facility Readiness Assessment 2018
- FSM Youth Policy 2019
- FSM COVID-19 Situation Report SITREP 2020
- Framework for Sustainable Health Development in the FSM 2014-2024

### Pohnpei State Highlight

**ISLAND FOOD COMMUNITY OF Pohnpei**

The problem:  
A GLOBAL CRISIS IN CULTURE, HEALTH, ENVIRONMENT, ECONOMY AND FOOD SECURITY

The solution:  
**LET'S GO LOCAL!**  
PLANT, GROW AND EAT LOCAL FOODS

Why should we go local?  
The answer is that locally grown foods have many "CHEERS" benefits: Culture, Health, Environment, Economy and Food security

- ? Over half Pohnpei preschool children have **Vitamin A deficiency**, leaving them vulnerable to infection, anemia & night blindness
- ? 1 in 3 adults have **diabetes**
- ? 73% Pohnpeians are **overweight or obese**
- ? Epidemic of NCDs like, **cancer, diabetes & heart disease**
- ? 82% eat **less than 2 servings of fruit & vegetables per day**

Source: Yamanaka et al 2004  
Hawaii's Journal of Medicine & Public Health 2013

The Island Food Community of Pohnpei was founded by the late, great Dr. Lois Englberger in Pohnpei in 2004, and has ever since been the leading advocate for the promotion of local food consumption and traditional food systems, with an aim to increase self-reliance, food security, improved health, livelihood opportunities and human dignity. In 2013, IFCP was awarded the WHO Healthy Islands Recognition 'Best Practice' award.

SDG 4: QUALITY EDUCATION



**Priority Indicators**

The FSM has prioritized eight targets to ensure quality education and promote lifelong learning opportunities for all for this goal. Targets 4.1, 4.2, 4.7, 4.A, 4.B and 4.C are selected for discussion.

**Target 4.1**

**Ensure that all girls and boys complete free, equitable and quality primary and secondary education leading to effective learning.**

**Target 4.2**

**Ensure that all boys and girls have access to quality early childhood development, care and pre-primary education.**

**Target 4.3**

Ensure equal access for all women and men to affordable and quality technical, vocational and tertiary education, including university.

**Target 4.6**

Ensure that all youth and substantial portion of adults achieve literacy and numeracy.

**Target 4.7**

**Ensure learning promotes sustainable development, human rights, gender equality, peace and non-violence and a cultural of diversity and sustainability.**

**Target 4.A**

**Build and upgrade education facilities that are child, disability and gender sensitive and provide safe, non-violent and inclusive learning environments for all.**

**Target 4.B**

**Expand the number of scholarships in higher education for technical, engineering, IT and scientific programs.**

**Target 4.C**

**Increase the supply of qualified teachers.**

**Selected Target Assessment and Progress**

The FSM Association of Chief State School Officers (FACSSO) is the governing body for the entire Education Sector in FSM<sup>40</sup>. This body serves an important function in that it establishes and implements the curriculum and educational policy for the nation.

Importantly, the FACSSO endorsed the FSM Education Sector Strategic Development Plan (ESSDP) in early 2020<sup>41</sup>. The plan is part of an overall strategy to prepare the FSM for potential budgetary challenges “likely to occur in the immediate future”, with support from the Global Partnership for Education (GPE), and aligned with the Pacific Regional Framework (PacREF), and maintains as an overall goal, to improve the quality of learning particularly in literacy and numeracy at all education levels in safe, climate-resistant learning environments.

The national gross enrollment rate for early childhood education (ECE), primary and secondary education has shown a steady increase, particularly for early childhood entrants to school, a good indicator that families are taking formal education more

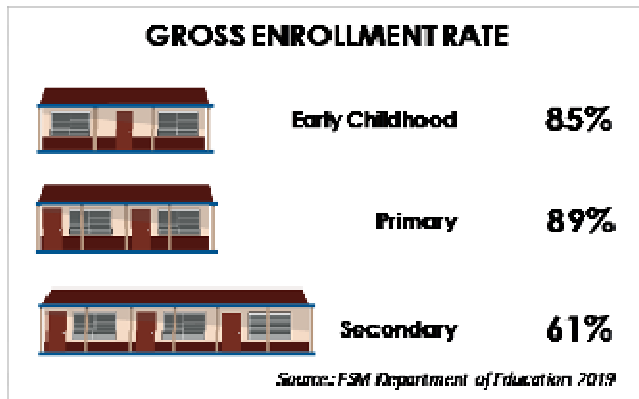
---

<sup>40</sup>Comprised of the FSM Secretary of Education and the four State Directors of Education.


<sup>41</sup>The plan completes a review of sector performance that includes Gender Balance, Linguistic Diversity, Students with Disabilities, In-Service Teacher Training, Lack of Learning Resource Materials and Effective School Leadership, amongst others.



seriously<sup>42</sup>. Enrollment rates are almost equal for both boys and girls<sup>43</sup>.

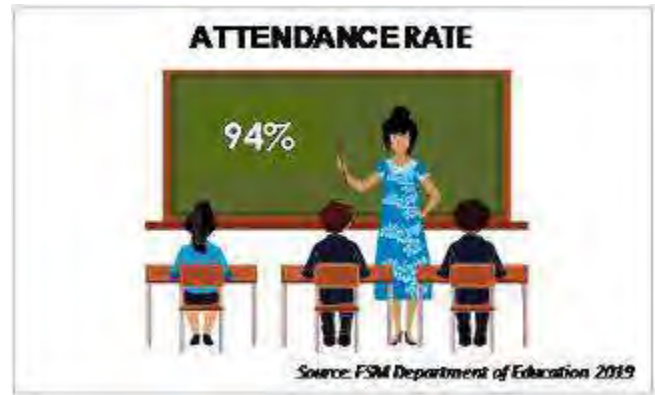


This uptake in participation of young children in organized learning at the early childhood education (K5) level has more than doubled over the last 10 years in the FSM, from 34 percent in 2005, to 76.4 percent in 2015, and up to 85 percent in 2019<sup>44</sup>.



The attendance rate in FSM for children who attend the primary and secondary

educational institutions of the Federation is significant, currently at 94 percent.



Global evidence from diverse settings recommends that rights-centred, life-skills based, gender-transformative Comprehensive Sexuality Education (CSE) initiatives have high efficacy in enabling young people to make informed and responsible decisions related to their well-being and health, including Sexual and Reproductive Health.

It is noteworthy that the FSM promotes life skills education to empower young people to practice abstinence and delayed onset of sexual debut and, if sexually active, to negotiate safe sex and contraceptive use. Personal Responsibility Programme and efforts to develop Health and Family Life curriculum are also ongoing, useful initiatives<sup>45</sup>.

FSM has allocated \$205.8M over a decade (2016-2025) toward the construction of

<sup>42</sup>ECE is gaining increased attention and funding in the Pacific region and internationally, with considerable evidence indicating that high-quality early learning opportunities can lead to better educational outcomes later in life (PILNA 2018).

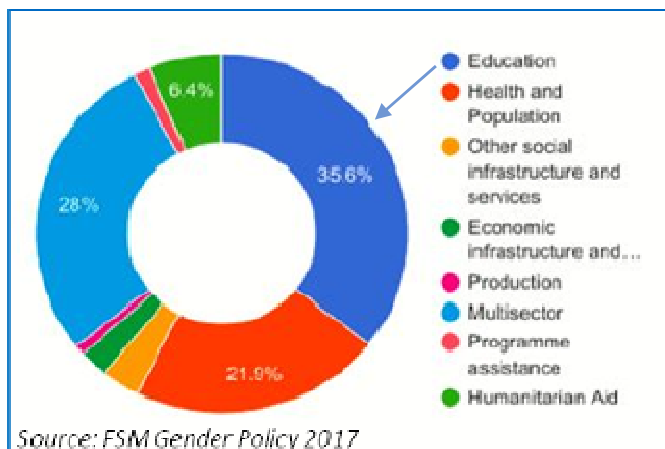
<sup>43</sup>FSM NDOE Indicators Report 2019, pg 16.

<sup>44</sup>Per FSM Department of Education and FSM Division of Statistics data.

<sup>45</sup>The 2020 Education Summit, held in Pohnpei in February 2020, reviewed education at the national and state level with reference to the education sector strategic development goals and recommended strategies to sustaining quality education now and beyond 2023, and included broad focus on human-rights, gender, non-violent and sustainability curriculum.

new schools and school facilities throughout the islands, the single largest investment in the nation behind roads and pedestrian facilities<sup>46</sup>. This will be a collaborative effort between the respective Departments of Public Works and the Departments of Education<sup>47</sup>.

In terms of bilateral aid to FSM the education sector receives the most assistance, with more than 35% of all Overseas Development Assistance (ODA) going to educational opportunities, activities and infrastructure.



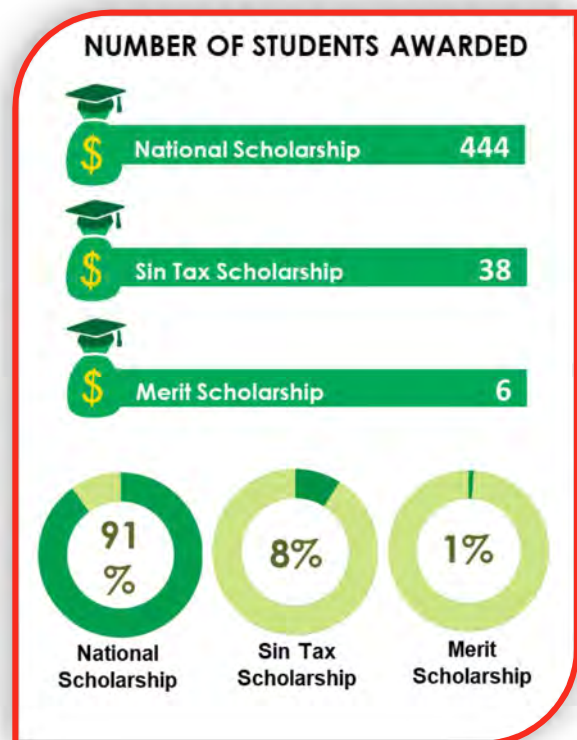
The number of scholarships and their availability are also on the rise in FSM. National government subsidies, grants and contributions offer financial assistance, a Merit Scholarship for the top four valedictorian students in the nation each year and Sin Tax scholarship for top

<sup>46</sup> As indicated in the FSM Infrastructure Development Plan (IDP), where road and pedestrian facilities will receive and investment of \$209M over the same span.

<sup>47</sup> There are Boards of Education in each State and the College of Micronesia (COM) has a Board to manage its affairs. Sector coordination is undertaken through the FSM Association of Chief State School Officers comprised of the Secretary of Education, State Directors of Education and the COM President.

qualified students pursuing higher degree at the graduate and post-graduate levels (national government finance statistics 2018).

As of June 30 2019, a total of 488 students have been awarded national government sponsored scholarships.



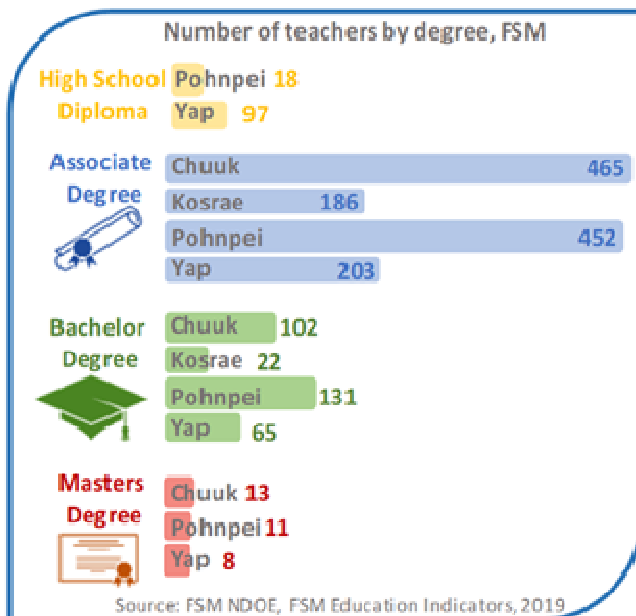

There are a growing range of scholarship opportunities available otherwise as well, including State Scholarships, bi-lateral scholarships and ongoing training programs such as those offered by the governments of Japan, Australia, the US, China, as well as privately managed and funded scholarships<sup>48</sup>

<sup>48</sup> The **Vital Annual Scholarship Program** encourages professional development of Micronesian talent and is awarded to qualified students pursuing post-secondary education in priority fields of Agriculture, Engineering, Business, the Applied Sciences (e.g. Chemistry and Botany) and other science fields.

In 2009, an estimated 62.5 percent of Teachers in the FSM had college degrees. By 2019, this had increased to 90% of teachers now having degrees in FSM. Kosrae and Pohnpei had the highest proportion of teachers with college degrees followed by Chuuk and Yap.

The vast majority of qualified teachers have either an Associate of Arts or Associate of Science followed by a Bachelor of Arts<sup>49</sup>. The fourth largest group is teachers with a High School diploma, all below the formally required minimum for the FSM Department of Education. There are teachers with Masters Degrees, but is a smaller minority of the overall total.

the College of Micronesia (COM) to offer a **Teacher Certification Program** that allows teachers in public primary and secondary schools from around the FSM to participate in on-line and in-person courses throughout the school year and in the summer when schools are out.



UNICEFs Water, Sanitation and Hygiene program (WASH) has been adopted and endorsed by the FSM government, with the NDOE having built it into the FSM school accreditation system<sup>50</sup>.

In 2018, A WASH in School baseline survey was carried by out covering 24 schools in Chuuk State as a contribution to Sustainable Development Goal 4.A. The baseline survey indicated that All 24 schools have pour-flush toilets, but these are only functioning in 20 schools. 11 schools are not meeting the needs of girls because toilets are shared or the toilet is not functional. None of the 24 schools have sanitary materials available for girls to manage their menstruation.

To support enhanced teacher certification, the NDOE has entered into a Memorandum of Understanding (MOU) with

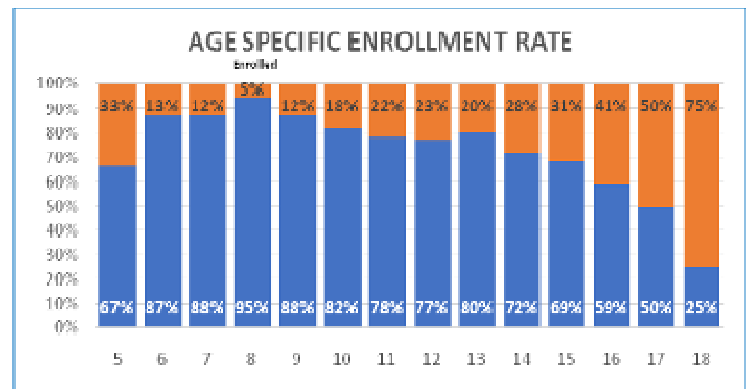
<sup>49</sup>FedEMIS NDOE Report, FSM Education Indicators, 2019.

<sup>50</sup>The WASH focuses on the ability for children to access safe water, ensures access and use of basic toilets and septic systems, and aimed at nurturing good hygiene practices, especially hand washing with soap ([https://www.unicef.org/wash/3942\\_3952.html](https://www.unicef.org/wash/3942_3952.html)).

Furthermore, a recent US-FSM Joint Economic Management Committee (JEMCO)<sup>51</sup> Resolution places a requirement for FSM schools to provide potable water, sanitation, hand washing stations and other such facilities in support of the WASH being implemented across the FSM.



school), to an enrollment rate of just 25% of 18 year-olds (final year of high school)<sup>52</sup>. Over the last five year period 2015-2019 ASER trends have a declining pattern, which the FedEMIS report for 2019 indicates “is not a good sign, as these populations must remain in the (education) system (pg. 1.12).”



## Challenges

While this steady increase in Gross Enrolment Rate (GER) is pleasing, it does mask issues of age specific enrollment where the net enrollment rate suggests considerable under and overage enrollment in certain grade levels which would be worthy of further investigation and response.

The Age Specific Enrollment Rate (ASER) from the ages of 5-18 in FSM show that as students enter into secondary education in FSM – High School – enrollment rates begin to drop rather precipitously, going from an enrollment rate of 80 percent at age 13 (first year of high

Beyond this statistic, in 2005, the most recent National Minimum Competency Test (NMCT) revealed that more than half of children and adolescents in the FSM were not meeting minimum proficiency standards in functional literacy and numeracy, where only 40 percent could achieve literacy and 47 percent numeracy for grade 8<sup>53</sup>. This is a key data challenge for FSM.

<sup>52</sup>Title 40 of the FSM Code mandates the first eight years of public-school education (grades 1–8) are compulsory for attendance of all students in FSM aged 6 to 14 years (including those with disabilities) or until the completion of grade eight. Secondary schooling (grades 9–12) is not compulsory.

<sup>53</sup>FSM NDOE Indicators Report 2019, which indicates “that less than 50% of the students are meeting the (8<sup>th</sup> grade) reading benchmarks” (pg. 3.2), and that 2019 saw “a 3% decline” in mathematics performance and that “the overall trend is significantly below the original target and in fact is showing an alarming decrease” (pg. 3.4).

<sup>51</sup>JEMCO was established to strengthen management and accountability with regard to assistance provided under the Compact, as amended, and to promote the effective use of funding provided there under.



The Education Sector in the FSM is heavily reliant on US Compact (CoFA) funding for a majority of its operational work, with Sector, Federal, Domestic and Supplemental Education Grants (SEGs) the primary sources. The current negotiations with the US on the extension of financial provisions of the CoFA beyond 2023 will be crucial to ensure that FSM continues to make progress on key targets.

There is no WASH in Schools policy or program in FSM although some climate change and disaster risk reduction initiatives cover water security at schools. There is no standard for separated toilets for boys and girls. Schools are mandated to have 1 toilet per 25 to 50 students irrespective of gender. There is no policy or standard on locks being inside the toilet and there are no guidelines for operation and maintenance of rainwater tanks. Furthermore functional water and sanitation facilities are crucial for infection prevention and control (IPC) at the school level.

The school closures due to the COVID-19 Emergency Declaration in February 2020 have exposed the need to develop **Educational Contingency Plans (ECPs)** in the case of necessary closure of schools due to disasters and emergencies. The FSM NDOE has indicated that each SDOE has been working on their individual plans to reopen schools<sup>54</sup>.


<sup>54</sup>Kosrae State and the Yap Outer Island schools did not close. The TOR for the UNICEF-supported project states that the purpose of the assignment is, "to provide an immediate short-term response to school closures and the interruption to learning brought about by the COVID 19 pandemic while FSM designs a more comprehensive response."

Toward this end, the NDOE has partnered with **UNICEF** on a COVID-19 Response Support initiative to develop both a short-term contingency plan for at-home learning, as well as the framework for a long-term ECP that the NDOE and SDOEs can utilize to ensure continuity of learning.

In this vein, there are gaps in the overall governance and systemic emergency coordination between the NDOE and SDOEs, and any ECP should likely address these gaps.

### Way Forward

The analyses show that our students are still lacking in the basic education at the foundation level. There is a need to place additional focus into literacy at the lower grades to improve reading and writing competencies. More resources are required. This includes more funding as well as additional training and support for teachers, particularly in the public schools of the nation.



There is a current need to conduct assessments on internet connectivity and bandwidth for schools and households as part of any ECP, both in the short-term and for long-term policy and planning for continuity of

learning in the event of school closures for extended periods.

The FSM ESSD states that the goal of a vocational training program for the FSM is to provide FSM with a competent middle-level workforce to meet the demand for vocational skills from employers or to encourage an individual's self-employment through starting up their own business.

Vocational training programs in FSM have had limited success in FSM and the proposed National Qualifications Framework (NQF) published in March 2019 (but not yet promulgated for use) could provide an incentive to curriculum developers, potential students and employers to support new programs where a qualification can be obtained after 2 to 3 years of study<sup>55</sup>.

The governance structure of funding/policies/curriculum development for the Education Sector will continue to be enhanced between the NDOE and SDOE in the effort to achieve the targets of SDG4. This effort would be supported with rigorous data collection and analysis and monitoring using national data collection and management systems such as FEDEMIS.

NDOE will continue to work the UN support agencies such as UNICEF in supporting FSM to:

- Build upon the existing School Emergency Protection Plan;
- Create some curriculum for ongoing remote and distance learning during school closures due to disasters;
- Establish WASH in School policy at national and state level WASH to ensure children access to education facilities that are child, disability and gender sensitive and provide safe, non-violent and inclusive learning environments for all.

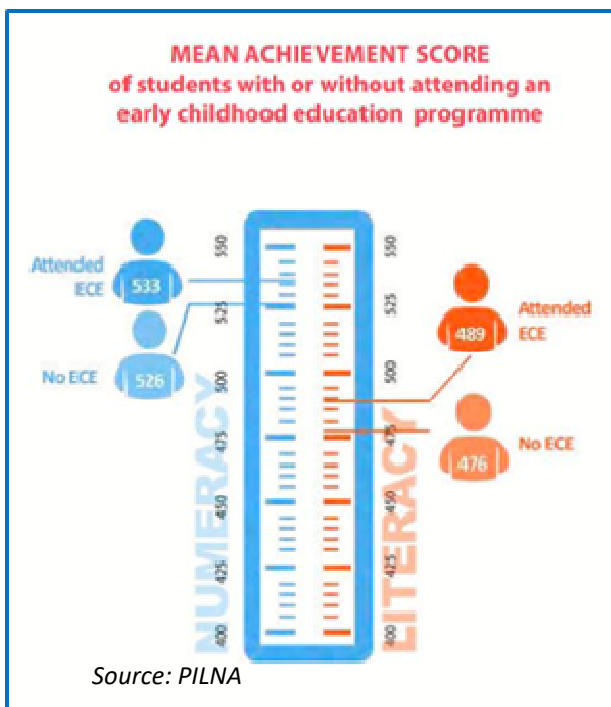
The SDOEs will continue to be encouraged to develop their own plans and have them ready for funding when school closures occur.

The FSM Education Management Information System and FEDSIS for the States to manage their own data and upload to the FEDEMIS shall continue to be pursued through the US-funded Data Collection Pilot Project.

To gain full benefit from the NDOE efforts to ensure formal learning promotes sustainable development, human rights, gender equality, peace and non-violence and a cultural of diversity and sustainability, curriculum should be aligned to international guidance, contextualized to local realities and scaled up to reach young people wherever they are in schools, communities, work places etc.

---

<sup>55</sup>NDOE, National Qualifications Framework (draft), March 2019.



Some relevant **SDG4 documents** in FSM are:

- FEDEMIS NDOE Report, FSM Education Indicators, August 2019
- FSM Education Fact Sheet 2014
- FSM Infrastructure Development Fund 2016-2025
- Audit Report 2019-04: Preparedness for Implementation of SDGs
- The Pacific Islands Literacy and Numeracy Assessment 2018 (SPC)
- FSM Education Sector Strategic Development Plan (ESSDP)
- Pacific Regional Educational Framework (PacREF)
- Education Sector Analysis FSM, 2020
- National Qualifications Framework 2019
- Assessing access to Water, Sanitation, and Hygiene (WASH) in 24 schools in Chuuk State, FSM 2018

Yap State Highlight



After many years of hard work, the **Tamilang Youth Organization (TYO)** opened a new cafeteria service for the students at Tamilang Elementary School, in Yap, to ensure healthy diets and healthy minds. The TYO Cafeteria is now serving healthy lunch meals to all students at Tamilang Elementary School free of charge. Villages in the community donate fish, taro, and other healthy local foods for the meals. It is a true community effort and success story.



**SDG 5: GENDER EQUALITY**



**Priority Indicators**

The FSM has prioritized five targets to achieve an equal just society where the rights of women and girls are respected, violence in the home is talked about and addressed, and the voices of the most vulnerable gender are heard and listened to. Targets 5.2, 5.3 and 5.5 are discussed in more detail here.

**Target 5.2**

**Eliminate all forms of violence against women and girls in the public and private spheres, including trafficking and sexual and other types of exploitation.**

**Target 5.3**

**Eliminate all harmful practices, such as child early and forced marriage.**

**Target 5.5**

**Ensure women’s full and effective participation and equal opportunities for leadership at all levels of decision-making in political, economic and public life.**

**Target 5.B**

Enhance the use of enabling technology, in particular information and communications technology, to promote empowerment of women.

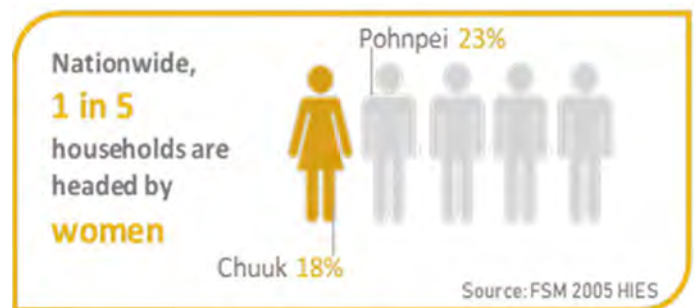
**Target 5.C**

Adopt and strengthen sound policies and enforceable legislation for the promotion of gender equality and empowerment of all women and girls at all levels.

**Selected Target Assessment and Progress**

In 2018, with the Secretary of Health and Social Affairs, Mrs. Magdalena Walter, at the helm, the FSM endorsed its first comprehensive National Gender Policy<sup>56</sup>. The policy is comprehensive and inclusive:

**“All women and men, boys and girls in FSM states are respected and can reach their potential.”**



The FSM Elimination of Violence against Women (EVAW) policy<sup>57</sup> has been one of the most important outcomes of the National Gender Policy, with the FSM National Government having led the development of the EVAW Policy and National and State Action Plans to support implementation<sup>58</sup>.

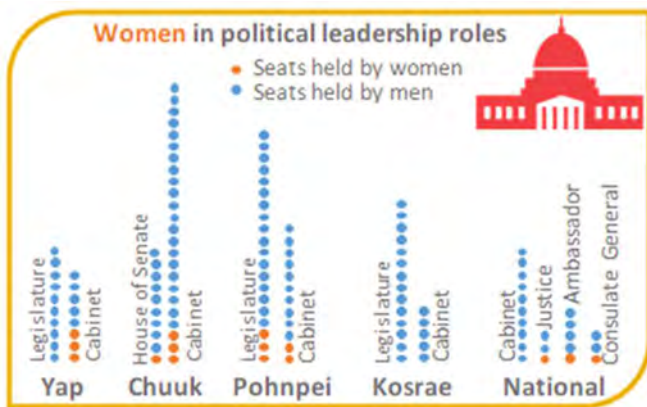
<sup>56</sup> Ms. Walter was prior to that a respected long-term Senator in the Pohnpei State Legislature, the first woman to hold a legislative seat in the FSM.

<sup>57</sup>The UNFPA was a critical supporter and collaborator in the development in this policy.

<sup>58</sup> With the strong support of the UNFPA and SPC.

The FSM EVAW policy is based upon key principles to ensure rights based approaches are fundamental. The policy articulates the need for: (1) survivor-centred approach; (2) rights-based approach; (3) Community-based approach; (4) and do not harm approaches.

Women have made some inroads into becoming leaders in the public sphere of influence, politics<sup>59</sup> and civil society<sup>60</sup>.



The 2018 National Women’s Conference brought together more than 300 participants from around the FSM, formalized the FSM National Women’s Council, and ultimately preceded a number of significant milestones, including:

- Launch of an assessment of counseling services for survivors of Gender Based Violence (GBV) in FSM;

<sup>59</sup> In 2020 there are currently three women serving as Legislators in the Pohnpei State Legislature, and in Chuuk, there are also two State female Senators.

<sup>60</sup> Statistics show that of all the major formal work sectors (National Government, State Government, Private Sector and Civil Society), it is civil society where women actually earn more on average than men.

- Launch of the Chuuk Women’s Council (CWC) GBV counseling service;
- Work progressing the re-opening of the Pohnpei safe house; and,
- Support for the formation and training of the Pohnpei Police Domestic Violence Unit.

The **Pacific Women Program** (PWP) has been a major positive boost on initiatives supporting women and girl’s empowerment in FSM<sup>61</sup>. Amongst other super progressive initiatives, it has achieved:

- 172 women participated in financial literacy and business management trainings;
- 32 police officers from state and municipal levels were trained on the Pohnpei *Domestic Issues Act* 2017, gender and human rights;
- 110 women engaged in the Pacific Women Growing Business (PWGB) rural outreach project, from January to May 2019; and,
- 6 rural women’s groups provided with specific business orientation through PWGB.

In addition, both the States of Pohnpei and Kosrae have passed **Family Protection Act laws**, which have moved this discussion forward into the political and public realms<sup>62</sup>.

<sup>61</sup>It has committed approximately \$1.4 million over 10 years (2012–2022).

<sup>62</sup> Pohnpei has a dedicated Family Protection Adviser with the DoHSA that helped to progress implementation of the Pohnpei Domestic Issues Act of 2017 and helped to establish the Pohnpei Domestic Violence Act Taskforce.

More awareness initiatives have also been undertaken to celebrate the achievements of women in the FSM, as seen below.



Crucially, data indicates that civil society is in fact where many women are able to affect change and to support government sectors across society for positive change. It is no coincidence then that it is in the civil society arena that women are not only equal to men, but that they actually earn substantially more, on average, as shown in the Info graphic below.



Moreover, the FSM at the State level has been more and more proactive. Pohnpei State, for example, now has a permanent Women’s Interest Coordinator at the

Department of Health & Social Services<sup>63</sup>. Yap State also has a Gender Support Officer, placed within the Department of Public Affairs.

In addition, Chuuk State has the First Gender Based Violence (GBV) Counseling Adviser in FSM, supporting Chuuk State to provide domestic violence and other counseling services to families and women<sup>64</sup>. Kosrae has the first Family Safety Act, passed in 2018.

FSM acceded to the UN Convention on the Elimination of all forms of Discrimination against Women (CEDAW) in 2004 and submitted its first report to the CEDAW Committee in 2015. A high-level delegation appeared before the Committee in Geneva in February 2017 and the Committee’s concluding observations were released in March 2017.

In 2014, the FSM led a National Family Health and Safety Study that was launched in 2016<sup>65</sup>. This was a groundbreaking study that documented the prevalence of violence in the home. This study came up with a set of recommendations for policies to be put in place, including a first response framework to Violence Against Women (VAW), awareness

<sup>63</sup>Ms. Lululeen Santos, who also happens to be the UN SDG Focal Point for Pohnpei.

<sup>64</sup>One of the key initiatives brought about by the AusAID Pacific Women Program (2012-2023).

<sup>65</sup>The study aimed to gauge the prevalence and types of violence against women (VAW) in the FSM, and to document the associations between partner violence and the wellbeing of the woman and her children, and to identify risk and protective factors for partner violence.

and prevention, national and state policy-making, and research and data collection<sup>66</sup>.

The findings of the FHSS provided substantial data to inform policies, action plans, and interventions around VAW in the FSM, many of which are being implemented to at least some degree.

### Challenges

We note that the Convention on the Rights of the Child (CRC) Country Report 2017 states the following on paragraph 49.e:

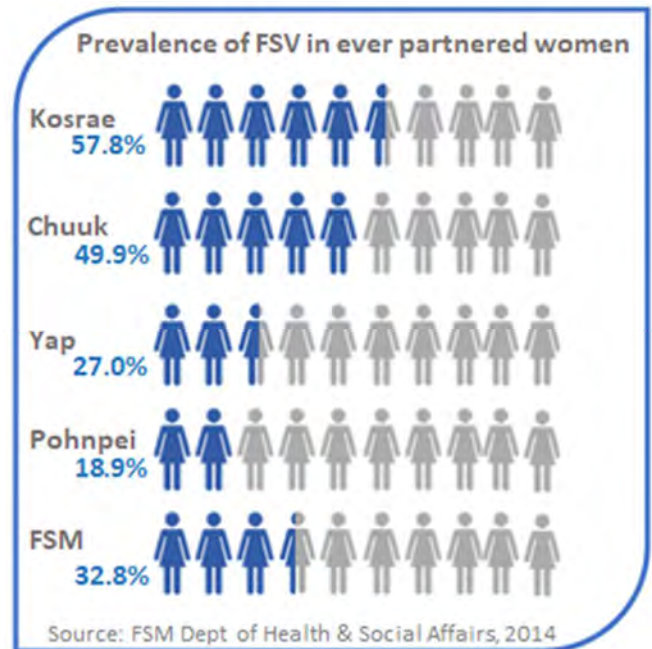
*“The subject of marriage has not been legislated at the national level and in Yap. However, Kosrae, Chuuk and Pohnpei have specified 18 years as the age of marriage for males, and 16 years for females. If the female is under 18 years of age, the consent of either parent is required in all three states. In Pohnpei and Chuuk, customary marriages are valid and may therefore be conducted without adherence to these minimum ages for marriage.”*

Although there are current highlights in both Pohnpei and Chuuk, for too long FSM has missed out on women’s perspective, counsel and leadership in the government political arena. To date, no women have been elected to the FSM Congress, the highest parliamentary body in the Federation <sup>67</sup>. More public

<sup>66</sup>The UNFPA was an important supporter and contributor to this effort.

<sup>67</sup> Although in the last several election cycles there have been women who have ran for the two-year seats, in of itself a measure of progress.

enthusiasm and support shall be instigated to normalize the opportunity for women here.



In 2017, about 16% of the total labor force was unemployed and there were noted gender inequalities in relation to employment. The labor force participation rate, as recorded in the 2010 census, for women in FSM was only 48.4 percent, compared with 66.1 percent for men<sup>68</sup>. The number of women wage and salary earners is less than half that of men, and a 2012 gender Stock take reported that employment levels of men surpassed women in all fields of work<sup>69</sup>.

Generally as well, women are reported to lack access to economic and social resources.

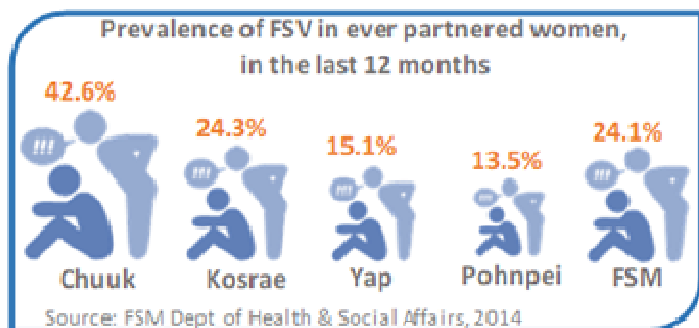
<sup>68</sup>Australian Government, 'Pacific Women Shaping Pacific Development: Country Plan Summary 2015–2019.

<sup>69</sup>Secretariat of the Pacific Community, *Stock take of the Gender Mainstreaming Capacity of Pacific Islands Governments – Federated States of Micronesia* (2012).



Men outnumber women by about two to one in waged employment and that women are also underrepresented in the subsistence economy<sup>70</sup>.

Violence against women and girls is a key public health concern, and the available data suggest it is a significant problem in FSM<sup>71</sup>. According to the FHSS conducted by the FSM Department of Health and Social Affairs, 33% of ever-partnered women had experienced physical and/or sexual violence – referred to as Female Sexual Violence, or FSV – at the hands of their intimate partners at least once in their lifetime<sup>72,73</sup>.



However, outreach initiatives, stronger laws and enforcement and better awareness on the negative effects of FSV throughout society have made a difference, as the graphic above

<sup>70</sup>Ibid, previous note.

<sup>71</sup>Ibid, previous notes on this page.

<sup>72</sup>A more detailed discussion of the extent and underlying causes of violence against women and girls in FSM is provided in Chapter 6 on 'Child Protection' in the .

<sup>73</sup> The same Study found that around 14% of all women had experienced sexual abuse before the age of 15, with the most common perpetrators being male relatives and male friends.

and below indicate: this suggests that people are changing their ways with respect to FSV, which is an encouraging sign.

Violence in the home also has side-effects on children. Children of women who have experienced violence are at increased risk of anti-social behavior and other mental problems, often leading to greater drop-out rates<sup>74</sup>.

Specific to gender-based violence against women, the CEDAW Committee expressed concern about the lack of protection and victim safety legislation, legal gaps and inconsistencies; the corroboration requirement in the prosecution of cases of rape and sexual violence; widespread gender-based violence against women, particularly domestic violence, and high levels of social acceptance of such violence.

The Committee expressed concern, and particularly for women and girls living in outer islands and in remote areas, about the lack of shelters or services, including medical treatment, psychological counselling and legal assistance.

### Way Forward

The FSM is moving in the right direction on SDG5. If current trends continue and the power and intelligence that women wield in the families and villages of FSM are allowed to flourish and spill into the public sector, many

<sup>74</sup>The Situation Analysis of Children 2017 references the 2014 FSM Family Health and Safety Study with the specific statistics and findings.

positive progressions can be realized in regard to sustainability.



In regard to family safety, a GBV referral pathway for the States has been put in place along with an SOP for health workers and first responders to assist victims of violence, and the next steps for the FSM are to:

- Enhance coordination between support agencies;
- Put in place the necessary social workers (e.g. counselors, case managers and social workers);
- Training of first line responders and other service providers (e.g. public safety, health workers, counselors, lawyers, judges)
- Development and maintenance of GBV case statistics registry that is accessible;
- Accelerated implementation of the Pohnpei Family Safety/Protection and the Kosrae Family Safety Acts

In addition, more facilities in the FSM States will need to be built – as has been done in Chuuk (see further discussion on this point in the chapter on SDG16 below) – that offer necessary social and health-related services to victims of violence, protect witnesses who expose that violence, and secure and house perpetrators.

As a signatory to the Convention on the Rights of the Child<sup>75</sup>, the Federation still needs to develop a comprehensive Child Protection Policy and more importantly, work toward child protection legislation. This is a critical requirement for FSM and this is currently being addressed with UNICEF support.

In addition corresponding child protection services will need to be part of any legislation that is passed<sup>76</sup>.

The FSM will provide more support to our organized youth groups and their respective activities and networks, particularly the annual National Youth Conference and to groups such as Youth for Change, in Pohnpei.

Civil society will need to continue to expand in all the major sectors of the Federation, particularly those that are prioritized under the nation’s SDP.

---

<sup>75</sup>FSM became a signatory in 1993.

<sup>76</sup>A current cyber-security bill being drafted by the FSM Executive Branch seeks to protect minors online, along with data protection, and government intellectual property.

It is in the NGOs where women have an outsized impact on the collective consciousness and development of the many islands in FSM. More organized support and public-private and private-private partnerships should be sought as a matter of policy<sup>77</sup>.

The Outcomes Document of the FSM National Women’s Conference from 27 – 31 August of 2018 acknowledges the international and regional commitments to gender, including the ratification of CEDAW, Convention on the Rights of the Child, CRPD and the FSM Gender Policy. However, there remains a need for greater communication between the National and State decision makers as well as accelerated implementation.



Ms. Norleen Oliver, FSM Chief of Social Affairs division and National Gender Officer is pictured at the 8<sup>th</sup> FSM Women’s Conference in 2018, where over 300 women and men from all FSM states attended.

Key recommendations, particularly in relation to gender based violence focussed on the need for **Yap and Chuuk State Leadership to prioritize the passage of Family Protection**

**Acts** in their States before the 9th FSM National Women Conference. Outcomes also called for implementation of the multi-sectoral response services and inclusive coordination and governance structures and the identification of community leaders to lead social change to combat gender-based violence.

Some relevant **SDG5 documents** in FSM are:

- Mainstreaming Gender in Green Climate Fund Projects (FSM NDA) 2018
- Gender Equality and Female Empowerment Policy 2012 (USAID)
- Pacific Women Shaping Pacific Development (AusAID)
- FSM Family Health and Safety Study 2014
- FSM Gender Policy 2018
- Gender and Social Inclusion (GESI) and Human Rights Linkages to Climate Change in FSM’s Policy, Laws and Strategies (SPC) 2019-2023
- Pacific Gender and Climate Change Toolkit 2019
- Elimination of Violence Against Women (EVAW) Policy
- Convention on the Rights of the Child (CRC) Country Report 2017
- Progressing Gender Equality in the Pacific (PGEP) project (SPC)
- Pacific Women Shaping Pacific Development: FSM Country Plan Summary, April 2020

<sup>77</sup>We are talking about government-NGO, NGO-Business, and government-NGO-Business partnerships.

**Chuuk State Highlight**



**“Women working together to make a healthier and safer Chuuk for everyone.”**

*Chuuk Women’s*



In 1984, a small group of civic-minded women realized that in order to be more successful, these individuals and smaller groups needed to communicate and join forces in order to have the resources and influence to bring about positive changes for women in Chuuk. The Chuuk Women’s Council (CWC) now a true inspiration and force in the FSM. The Council is the umbrella for 64 chapters from all over the state and with over one thousand (1,000) women as members. The CWC holds an annual conference that brings together all of the women’s leadership from around the vast state of Chuuk. The 2017 meeting had the theme of “People for Change: Character and Responsibilities”. The CWC is the only non-government organization in FSM providing Gender Based Violence (GBV) counseling services, refurbished its building and trained its GBV counselors, then officially launched its GBV crisis support centre in March 2020. Staff are providing advocacy, counseling and referrals for women experiencing GBV.



SDG 6: CLEAN WATER AND SANITATION



**Priority Targets**

The FSM has prioritized five targets related to safe drinking water, sanitation services, treatment of waste water, and quality of water in water bodies, water stress levels and local community participation in water and sanitation management for this Goal. Targets 6.2, 6.3 and 6.B are assessed in this chapter.

**Target 6.1**

Achieve universal and equitable access to safe and affordable drinking water for all.

**Target 6.2**

**Achieve access to adequate and equitable sanitation and hygiene for all and end open defecation, with special attention to the needs of women, girls and those who are vulnerable.**

**Target 6.3**

**Improve water quality by reducing pollution, eliminating dumping and minimizing the release of hazardous materials, halving the proportion of untreated wastewater and substantially increasing recycling and reuse.**

**Target 6.4**

Substantially increase water-use efficiency across all sectors and ensure sustainable withdrawals and supply of freshwater to address water scarcity and people suffering from water scarcity.

**Target 6.B**

**Support and strengthen the participation of local communities in improving water and sanitation management.**

**Selected Target Assessment & Progress**

With an annual mean rainfall over the last 20 years of 180.61 for Pohnpei, 174.58 inches for Kosrae, 168.92 for Chuuk and 125.99 for Yap, the FSM as a whole is blessed with considerable amount of annual precipitation<sup>78</sup>.

About 60% of water resources in FSM exist as surface water in the form of small, intermittent streams that drain catchment areas of limited aerial extent. 40% of the water resources exist as groundwater, which is accessed through extractive wells. Shallow wells are common, particularly in the outer islands and Chuuk lagoon.

The piped water systems in FSM are of two basic types<sup>79</sup>. Systems that utilize streams as water sources consist of a small intake across the stream, a raw water main to the treatment plant (for those few systems which incorporate treatment) and a transmission and distribution network. Often, these systems supply a single community of villages and are managed by the community.

---

<sup>78</sup>Data provided by the National Oceanic and Atmospheric Authority affiliate weather stations in FSM; data measuring performed on the main, high islands of each region, not the outer islands, with rain gauges placed in the lower elevations near sea-level; the peaks of the islands receive over 300 inches of rain per year due to the special micro-climates created by the cloud forests.

<sup>79</sup>*Proceedings of the Pacific Regional Consultation on Water in Small Island Countries – Country Briefing Papers, SPREP* (<https://www.sprep.org/att/IRC/eCOPIES/Countries/FSM/28.PDF>).

Water treatment is by rapid filtration, followed by chlorination. Only 5 systems out of about 70 have treatment facilities, and most systems supply untreated water. The main problems faced in operating these surface water systems arise from the bacteriological contamination of the water sources and supply problems during extended dry periods.

Access to safe drinking water and clean recreational water resources is critically important in the FSM<sup>80</sup>. All FSM public health and Environmental Protection Agencies (EPAs) have established regulations and laws to protect these resources<sup>81</sup>. Surface water quality is assessed by looking at trends in faecal coliform levels<sup>82</sup>.

The respective EPAs, under State Law, are authorized to monitor and enforce water-quality standards related to the protection of ground, surface, and marine waters<sup>83</sup>.

<sup>80</sup>78.6 percent of the FSM population has access to safe drinking water from improved sources, a drop from 84.6 percent in 2005 (JMP).

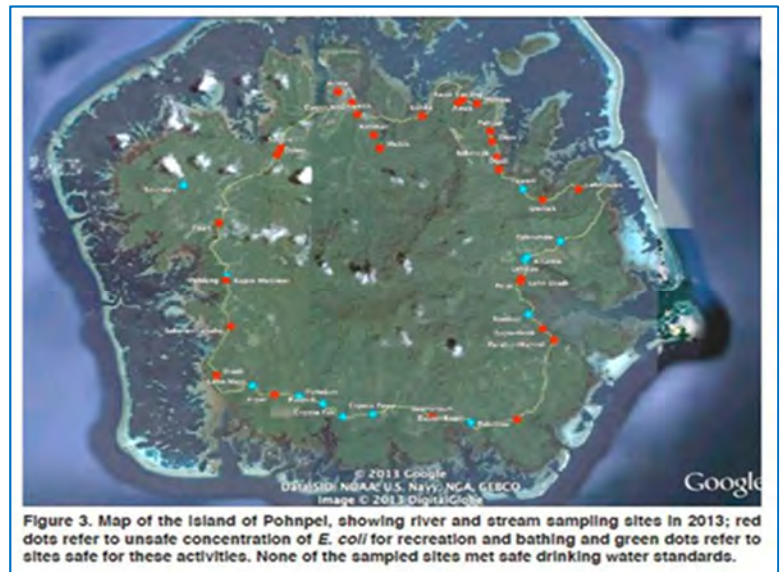
<sup>81</sup>For Pacific island communities, water is a precious resource deeply rooted in their culture, traditions, and value systems. In many developing countries, lack of access to safe drinking water is one of the leading causes of death among children under 5 years old (UNICEF/WHO 2009).

<sup>82</sup>Quoted from page 59 of the FSM State of the Environment Report (SOE) 2018.

<sup>83</sup>"Piggery Impacts to Water Quality of Streams in Pohnpei, FSM", University of Hawaii College of Tropical Agriculture and Human Resources, 2016.

Individual local governments allocate funds from its own budget for the capital improvement and operation and maintenance of the water supply. Mainly the community water systems are maintained by the municipal governments.

The Pohnpei EPA Environmental Surveillance Laboratory is certified (US EPA, 2013) to conduct specific microbial analytical methods to determine the safety of fresh and marine water resources for Pohnpei State. The Pohnpei EPA Environmental Surveillance Laboratory's facility and technicians are certified by the U.S. Environmental Protection Agency biennially<sup>84</sup>.



<sup>84</sup>An assessment of pig operations and a series of studies of freshwater rivers and streams were conducted to document the impacts of waste discharge from small piggery operations on *Escherichia coli* as an indicator of water contamination. The island-wide survey of 40 freshwater rivers and streams showed that 68.3 percent of the water bodies were not safe for recreation and none were safe to drink.

The use of safely managed sanitation systems in the FSM has improved. The proportion of the population using safely managed sanitation services, including hand washing facilities increased to 88 percent in 2015 up from 43.0 percent in 2005<sup>85</sup>. The proportion of the population using safely managed drinking water services is 79 percent.

In 2015 the proportion of wastewater safely treated was 62.2 percent, with Kosrae and Pohnpei having the highest safely treated wastewater.

### Challenges

As it relates to surface and ground water resources for the FSM, the status, trends and data confidence for each of the FSM States remains poor, with the Pohnpei and Chuuk trend actually deteriorating in its fresh water quality (FSM SOE 2018).


Pohnpei and Kosrae largely use surface water as a source of drinking water, but this is prone to bacterial contamination and requires extensive and costly treatment to reduce high turbidity. Concerns regarding water-related diseases are high, since leptospirosis, hepatitis and amoebiasis are endemic in some of the four states. Droughts can severely affect water supplies, mostly due to infrastructural flaws rather than scarcity<sup>86</sup>.

<sup>85</sup>Instigated by the WHO/UNICEF Joint Monitoring Programme (2019) <https://data.unicef.org/country/fsm/>

<sup>86</sup>A gradual trend of water degradation throughout the islands remains unaddressed. Insufficient access to clean water is a direct contributor to disease and illness

In Yap, surface freshwater is sporadic and most of the streams form during the wet season. Groundwater is the main source of water, so there is a lack of information on surface water quality and capacity. Chuuk lagoon has several islands with surface water and streams. These water sources are generally not assessed for water quality because of the logistical difficulties of transporting samples to the laboratory in Weno.

With roughly 16,767 family homes in the Federation, 42% of them still use an outhouse of some type.




Outhouses in FSM are further classified into three categories <sup>87</sup>, So that 7,291

and indirectly effects migration patterns, development, education, and the distribution of aid from international donors. Despite millions of dollars in aid, inadequate progress has been made in improving access to safe drinking water for island communities (*Freshwater Distribution in Pohnpei, FSM, GIS in Water Resources Fall 2017*).

<sup>87</sup>VIP means "Ventilated Improved Pit".

households, or 43,746 people<sup>88</sup>, use the open landscape or the sea as a means for handling human waste. Improvements can and should be made, particularly in Pohnpei and Chuuk.



Overall, 45 percent of the population of FSM is using some percentage of sanitation service, the majority of them in the form of home septic tanks, likely the most cost and environmentally effective method. However, the national average with no services is still 55 percent.

	Yap	Chuuk	Pohnpei	Kosrae
<b>Households</b>	2,311	7,024	6,289	1,143
<b>Sewer Connections</b>	12%	9%	17%	4%
<b>Septic Tanks</b>	31%	31%	35%	94%
<b>Not Covered</b>	57%	60%	48%	2%

Unfortunately, the FSM lags in the establishment of a comprehensive and coordinated ground water monitoring system,

<sup>88</sup>Based on the median household persons (6) per household in the 2010 Census.

which is vital for regional cooperation and water resources management.

### Way Forward

The priorities are: 1) access to safe, clean water everywhere, 2) access to improved sanitation facilities, 3) protecting and preserving underground and surface freshwater sources on high islands and atolls, and 4) to continue to support and strengthen local community participation in improving water and sanitation management. To achieve this, the following are critical responses and recommendations for the next decade:

- ✓ Include and support local communities – particularly women – in initiatives to provide affordable and clean water.
- ✓ Existing National Water Framework and State Water and Sanitation Policies to be strengthened.
- ✓ Expansion of Dry Litter Piggery.
- ✓ Improve regulations for sanitation and enforcement of regulations.
- ✓ Creating market and demand for effective and affordable sanitation facility through sanitation marketing.
- ✓ Updated land use management plans.
- ✓ Hydrological surveys, especially for Yap that has high dependence on groundwater.
- ✓ Develop groundwater conservation plans.
- ✓ Revise toilet and septic tank regulations to provide affordable solutions for families to obtain access to improved sanitation facilities.



- ✓ Establish proper database system for storing water quality data around FSM.
- ✓ Implement broad-scale water security initiatives across the islands, both on the high island communities and in the outer island atolls<sup>89</sup>.
- ✓ Develop and roll out nation-wide education and awareness campaigns on appropriate hygiene habits among children and adults to reduce risks of disease outbreak and spread.
- ✓ Establish national level public education policies on water and sanitation issues.
- ✓ Establish operational policies and procedures for participation of local communities in water and sanitation management
- ✓ Implement Water, Sanitation and Hygiene program in schools (e.g. FSM WinS) to instill health behavior among children at an early age<sup>90</sup>.
- ✓ Implement improvement of WASH in Health facilities to improve access to basic WASH services in dispensaries.

- ✓ Implement a WASH Road map across the Federation in order to ensure a long-term strategy to address WASH gaps.

In addition, states need to monitor ground water status and any affects of changes, and record the information to take appropriate measures for Aquifer protection, as part of a more comprehensive, multi-sectoral, coordinated groundwater monitoring system in the nation.

Relevant **SDG6 documents** in FSM are:

- FAO Waste Management Opportunities for Rural Communities 2007
- The Modified Dry Litter Waste Management System, Hawaii Cooperative Extension Service 2015
- Piggery Impacts to Water Quality of Streams in Pohnpei, FSM 2016
- National Climate Change and Health Action Plan for FSM 2012
- FSM SOE 2018
- FSM National Water Resolution No. 01-2011
- Pohnpei State Water Policy 2018

---

<sup>89</sup>Individual Household Systems (Rainwater Catchment and Shallow Dug Wells) are extensively used throughout the rural areas and outer islands of the FSM and are not capable to meet demand during drought, require standardization and appropriate design to suit the environment and other community demands. On the outer islands, there are no piped water systems and the residents rely exclusively on individual household systems. The full dimension of the problem can be seen from the fact that about 40% of the population of the FSM reside on the Outer islands and are totally dependent on simple household water systems to meet their needs.

<sup>90</sup>Refer to the FACS0 resolution on WASH in schools.

**Pohnpei State Highlight**

Out of a desire to be responsible stewards of the land, the community of Awak, in collaboration with the **Awak Youth Organization**, has successfully adopted the dry-litter system for piggeries to remove the flow of waste into rivers. The Ramires family was one of the first to pilot the simple technology in 2017, which uses the biomass and pig waste in a composting system to create high-grade, safe, organic fertilizer for use on crops and selling to other farmers. This initiative is now being scaled up to each of the municipalities on Pohnpei through a partnership between government and civil society.







## 4.2 PROSPERITY

### 7 AFFORDABLE AND CLEAN ENERGY



Roughly 80% of households have access to electricity services. This is predominantly through the provision and utilization of heavy fossil fuels that power the diesel generators of each of the four State Utility Corporations in the FSM. The FSM has ambitious targets to increase the share of renewable into the energy mix. In this chapter we discuss Targets 7.1 and 7.2.

### 8 DECENT WORK AND ECONOMIC GROWTH



SDG8 is the linchpin to the sustainable economic engine of the FSM. Unemployment, real GDP per capita and tourism as a percentage of GDP have all progressed. However, good-paying jobs and economic opportunity remain a challenge. Opportunities need to be created. In this chapter we discuss targets 8.1, 8.5, 8.7 and 8.9.

### 9 INDUSTRY, INNOVATION AND INFRASTRUCTURE



The FSM has updated its Infrastructure Development Plan 2016-2025 (IDP) to reflect the emphasis on climate-proofed infrastructure, alignment to bilateral and multilateral partnerships and sustainable development. The IDP represents a total investment of \$1,082 million over a 10-year period. In this chapter we discuss targets 9.1, 9.2 and 9.B.

### 10 REDUCED INEQUALITIES



While annual incomes have risen by 18.85% for the period 2004-2018, inflation has eroded real wages, where there have been disposable income decreases for combined public and private sectors of the economy of 16.66%. Additional alternative income opportunities need to be supported. In this chapter we discuss targets 10.1 and 10.B.

### 11 SUSTAINABLE CITIES AND COMMUNITIES



FSM is a largely farming and fishing society, with more than 80% of the population living in rural forested and remote coastal areas. Urbanization has increased over the last decade very slightly. The nation has taken great care to protect and safeguard its cultural and natural heritage in the modern era, with the formal designation of three UNESCO Biosphere Reserves. In this chapter we discuss targets 11.1, 11.3, 11.4 and 11.7.



SDG 7: AFFORDABLE AND CLEAN ENERGY



**Priority Targets**

The FSM has prioritized four targets related to access to electricity, clean fuels and technology, renewable energy and energy intensity under SDG7. The FSM Strategic Development Plan (SDP) has identified several goals for energy. The Federation’s National Energy Policy (NEP) reinforces the SDP goals, and highlights the need for:

- Safe, reliable, cost-effective and sustainable energy supply;
- A diversified energy resource base; and
- Environmentally sound and efficient use of energy.

Targets 7.1 and 7.2 are discussed further here.

**Target 7.1**

**Ensure universal access to affordable, reliable and modern energy services.**

**Target 7.2**

**Substantially increase the share of renewable energy in the national energy mix.**

**Target 7.3**

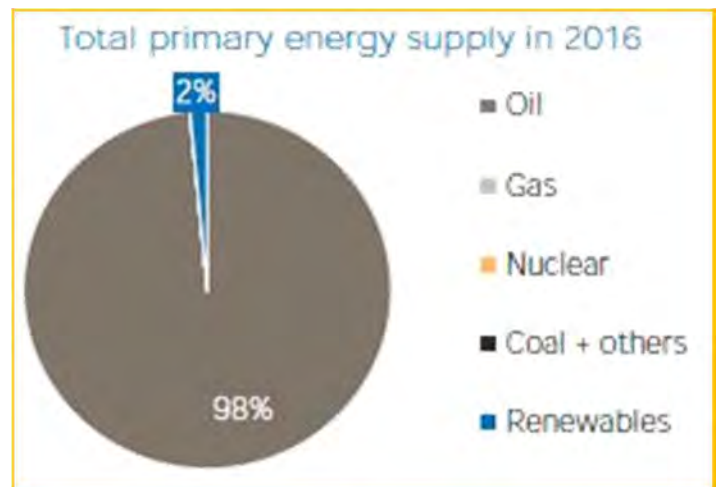
Double the national rate of improvement in energy efficiency.

**Target 7.A**

Facilitate access to clean energy research and technology, including renewable energy, energy efficiency and advanced and cleaner fossil-fuel technology, and promote investment in energy infrastructure and clean energy technology.

**Selected Target Assessment & Progress**

The FSM still gets the majority of its power from fossil fuels, in the form of heavy oils that are imported and burned in large diesel generators by the four State Utility Corporations, converting the fuels into kilowatts. Practically all fossil fuel is imported by the State-Owned Entity (SOE) FSM Petroleum Corporation, with a smaller amount imported by fishing and marine transport vessels re-fuelling from tankers at sea<sup>91</sup>.



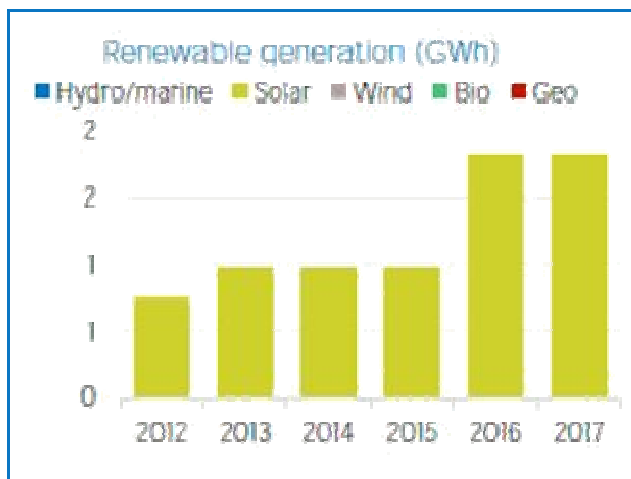
Apart from this, biomass in the form of firewood and other vegetable matter (especially coconut husks and shells) are also widely used as energy sources, particularly in

<sup>91</sup>The Integrated Coconut Processing Facility (ICPF) on Tonoas Island in Chuuk State will be powered by its own Independent Power Plant (IPP) - a solar diesel hybrid - which will be able power the island’s homes and businesses, providing and improving access to clean energy to the 5,000+ residents of Tonoas.

the Outer Islands (OIs) where fossil fuels are expensive and often unavailable.

When it comes to the Intended Nationally Determined Contribution reached under the **Paris Climate Agreement** The FSM commits to unconditionally reduce by 2025 28% of its GHG emissions below emissions in year 2000<sup>92</sup>.

However, in terms of the share of renewable energy (RE) sources as part of the overall energy mix, FSM in the last five years has made significant progress (doubling RE power generation) toward its own NEP goals <sup>93</sup> and continues to move forward aggressively with international financiers <sup>94</sup> toward achieving greater RE into the energy pie of the nation.



<sup>92</sup> Total GHG emissions for year 2000 in FSM were 150,000 tCO<sub>2</sub>e.

<sup>93</sup> The NEP calls for 30% RE into the national grid by 2020, and 50%+ by 2030.

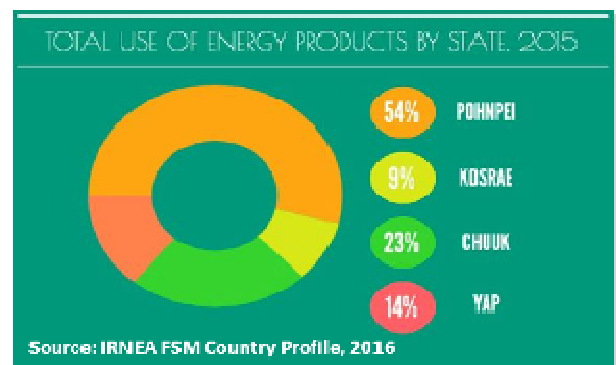
<sup>94</sup> The ADB Renewable Energy Development Program (REDP) and the World Bank Sustainable Energy Development Action Plan (SEDAP) are both currently being implemented by the FSM DoRD, with combined financing through grants of \$45MM.

Beyond this, the proportion of the population with access to electricity has increased in the FSM (Target 7.1). It was estimated in the 2010 Census that around 55 percent of households were connected to the electricity network. According to the 2013/2014 HIES, it was estimated that 76.4 percent of the population had access to electricity, up from 60.8 percent in 2012 (NEP)

### Challenges

While progress is being made in the provision of renewable energy into the national mix, and there is an upward trend in the increased access in the Federation to modern power services, there remain serious obstacles. These include:

- Affordability<sup>95</sup>;
- Reliability – Pohnpei, which is host to the Federation’s Capital and critical business center, and has the highest demand for power, continues to experience regular brown-outs and power outages;



Source: IRMEA FSM Country Profile, 2016

<sup>95</sup> Current tariff rates across the four States of FSM show that overall, FSM families and businesses pay more than 300% higher rates than the average tariff rates in the United States (USDA).

- **Technical Capabilities** – there is a dearth of capable, local electrical engineers in general, and solar technicians more specifically;
- **Land Availability** – this varies according to the different land tenure systems throughout FSM (private lands in Yap and Chuuk, large public land holdings in Kosrae and Pohnpei), but more so, utilizing large acreage of finite land in Pohnpei, for example, creates an opportunity cost in terms of other uses<sup>96</sup>;
- **Institutional Capacity** –while increasing partnerships between the State Utility Corporations (SUCs) and foreign financiers and energy companies is a positive, often the capacity of the SUCs to absorb the funding, and more importantly to handle the long-term Operations and Maintenance (O&M) costs associated with new energy systems, is beyond the financial, technical, and personnel levels that they have<sup>97</sup>; and,
- **Geography** – implementing renewable energy projects across many islands that are often extremely remote – and the ongoing O&M noted above – provides a number of challenges that require careful planning and preparation amongst a variety of local, state, national and international stakeholders.

<sup>96</sup>Agriculture, tourism and homesteading (SDGs 1-3) are some of the major uses that are sacrificed.

<sup>97</sup>The CPUC in Chuuk state is an excellent example of this, where the majority of people live in the OIs.

## Way Forward

The path for FSM is clear: continued expansion and use of RE technologies, with integration into centralized power systems, as well as at the business and household level.



There is also a need to design a national GHG inventory system and to develop a framework for domestic Monitoring, Reporting and Verification (MRV) of GHG emissions, with a further need to access expertise and develop capacities to conduct such a process at the national and state levels.

In addition we must enhance the local capacity to plan, design, implement, manage, operate and maintain installed energy technologies. Similarly, human, technical and institutional capacity development is required in the following areas: GHG inventory, baseline scenario development, emissions projection, vulnerability assessment, adaptation needs evaluation and prioritization, climate finance access, mobilization and disbursement.

Some key SDG 7 documents are:

- National Energy Policy 2012
- Energy Master Plans for the FSM 2018

- Sustainable Energy Industry Development Project (SEIDP) Environment and Social Management Framework 2015
- FSM Intended Nationally Determined Contribution (INDC)


### Chuuk and Pohnpei State Highlight



Vital – the FSMs most successful SOE – has been trialing clean energy transportation options in engagements with farmers on outlying atolls of Pohnpei, by hiring the services of the Okeanos-Pohnpei to collect coconuts. The Okeanos-Pohnpei is a vakamotu powered by a Solar-Coconut Crude Oil-Wind Hybrid system. Through Vital's Resource Assurance Management Program, FSM is currently engaging with the Okeanos Foundation of the Sea to explore opportunities for the C4Life program to utilize the Okeanos' wind- and solar-powered vessels to transport coconut products within the Chuuk Lagoon.



SDG 8: DECENT WORK AND ECONOMIC GROWTH



**Priority Targets**

FSM has prioritized six targets relating to real GDP per capita, hourly earnings, unemployment, child labor, and youth not in employment, training or education, contribution of tourism to GDP and to jobs, commercial bank coverage and access to financial services. Targets 8.1, 8.5, 8.7 and 8.9 are discussed further here.

**Target 8.1**

**Sustain per capita growth in accordance with national sustainable practices.**

**Target 8.5**

**Achieve full and productive employment and decent work for all, including for the young and disabled, inclusive of equal pay.**

**Target 8.6**

Substantially reduce the proportion of youth not in employment, education or training.

**Target 8.7**

**Take immediate measures to end human trafficking and prohibit child labor.**

**Target 8.9**

**Implement policies to promote sustainable tourism that creates local jobs and products.**

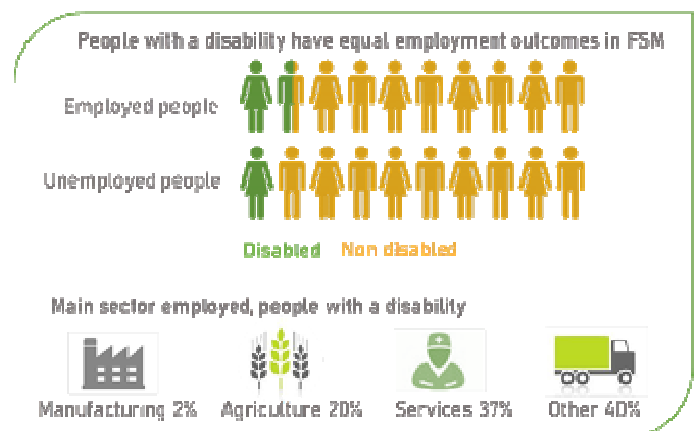
**Target 8.10**

Strengthen capacity of domestic financial institutions to encourage and expand access to banking and financial services.

**Selected Target Assessment & Progress**

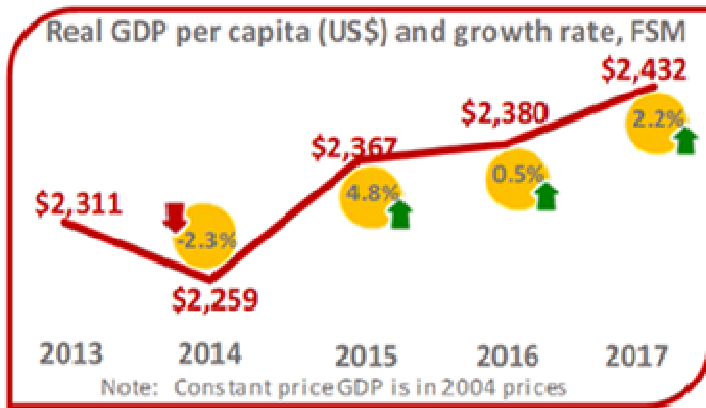
There has been a steady decline in overall unemployment in the FSM since 2005. For the period 2005-2019, the unemployment rate in the FSM declined from 22 to 16 percent. Both Chuuk and Kosrae reported a decline while Pohnpei and Yap experienced a slight increase in unemployment.

By sex, the increase in unemployment doubled for the female population in Pohnpei while in Yap the increase was the same for both males and females. For those more vulnerable, such as the disabled, their employment outcomes are relatively equal.



Source: FSM 2010 Census

Real GDP per capita has been growing in FSM, going from a negative of nearly four percent in 2013 to over two percent in 2017.



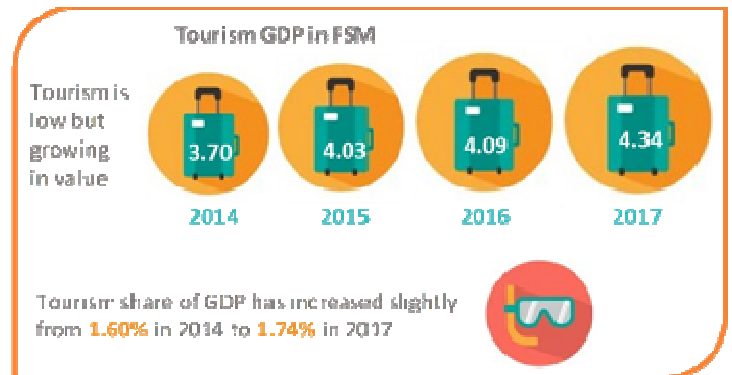
A significant ongoing development for FSM is the implementation of the Coconut for Life (C4Life) program of work. With the establishment of both the national Integrated Coconut Processing Facility (ICPF) and associated Independent Power Producer (IPP)<sup>98</sup> on the island of Tonoas, C4Life will be creating more than 100 new jobs in a region where they are needed<sup>99</sup>.

Sustainable tourism remains one of the economic pillars of the Nation and is an important driver identified in the SDP. The approach of the national tourism policy is based on sustainable development principles

<sup>98</sup>An independent power producer (IPP) is an entity, which is not a public utility, but which owns facilities to generate electric power for sale to utilities and end users. IPPs may be privately held facilities, corporations, cooperatives such as rural solar or wind energy producers, and non-energy industrial concerns capable of feeding excess energy into the system.

<sup>99</sup>The C4Life has been trading with over 120 registered farmers in Pohnpei, from whom over 250,000 pounds of husked nuts were purchased in 2019 alone. From January to April 2020, we have seen a 46% growth in the supply of husked coconuts from local farmers, and an increase in the number of farmers registering into the Vital Participant Guarantee System (PGS) groups.

with public private partnership scenarios where the Government supports private SME's in the tourism industry. Tourism as a component of the overall GDP of the country remains quite small but has seen incremental growth.



On a topical note, part of the national response to COVID-19 was the recently passed Economic Stimulus Package, which allowed businesses within the hard-hit tourism industry to apply for wage subsidies and receive gross tax revenue rebates, via the Tourism Sector Mitigation Fund<sup>100</sup>.

The FSM continues to make progress on anti-human trafficking and in protecting the young and vulnerable<sup>101</sup>. The FSM Congress – through an amendment to PL 17-38 – passed a law that strengthens the enforcement provisions of the law to protect victims.

This is a considerable improvement, where previous to the passage of this law,

<sup>100</sup>Public Law 21-105 which appropriated \$15 million

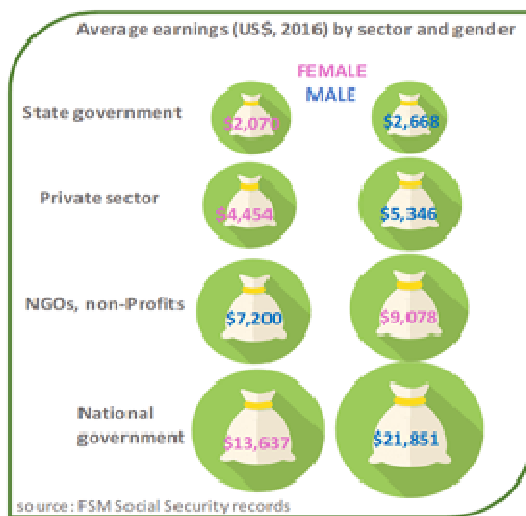
<sup>101</sup>The FSM holds an Annual Youth Conference and has consistently updated its NYP since 2000. The NYP builds in “various mechanisms for recognizing the unique contributions young people make to the development of society.”

more than one of the States of the Federation had the ages of consent at 13 and 14. Prosecutions for human (child) trafficking have also risen, with the first successful prosecution in the Federation’s history attained in 2018<sup>102</sup>.

### Challenges

Unemployment remains higher for women than men<sup>103</sup>, and with 20 percent of households headed by women in the nation; this will continue to have a negative effect on the economy and hamper efforts to provide decent work and equal pay for all.

Wage disparities between men and women remain significant. Across the four major labor categories of National and State Governments, Private Sector, and NGOs and non-profits that the NSO tracks, women make 70 cents to every dollar of what men earn, on aggregate.



<sup>102</sup>Associate Justice Larry Wentworth passed the conviction against Cortez Benedicto, aged 45, on 27 October 2017 (the victim was 14).

<sup>103</sup> 17 percent of women aged 15 and above are unemployed, compared to 15.5 percent of men.

Wages in the FSM remain extremely low, particularly in the private arena, where both skilled and unskilled workers often make \$1.25 to \$4.00 per hour. In the private sector, more often than not, workers do not receive health benefits, family or maternity leave, or even sick days off, nor have the opportunity to participate in the social security system<sup>104</sup>.

On wages, the public sector is not much better, with stagnant wages for National and State Government employees for more than a decade<sup>105</sup>. This often makes it difficult to attract and retain the best and the brightest youth of the Federation, who emigrate in increasing numbers seeking good work opportunities, and who often, live long-term outside of their home islands, mostly in the mainland United States and the territories of Hawaii and Guam.

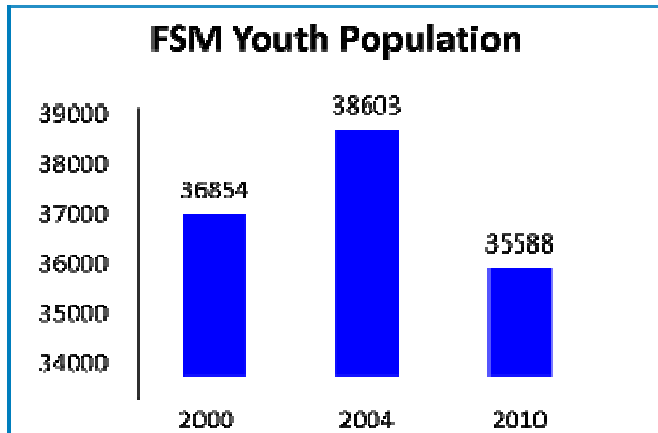
The FSM has one of the youngest populations in the Pacific region, with a median age of 21.5 years. A younger population places extreme pressures on national and state budgets, particularly in the education and health sectors<sup>106</sup>, and requires attention and resources to ensure future generations are able

<sup>104</sup>Although average annual incomes have gone from \$6,627 in 2004 to \$8,485 in 2018, due to inflation over that timeframe, real wages (at FY2004 prices) have actually decreased from \$6,627 to \$4,961, a fact that shows that not only are earnings stagnant, they are *regressing*.

<sup>105</sup>Micronesia's minimum wage is US\$2.65 per hour for employment with the national government. State government workers: \$2.00 in Pohnpei, \$1.25 in Chuuk, \$1.42 in Kosrae, and \$1.60 in Yap; and \$1.75 for private sector workers in Pohnpei.

<sup>106</sup>National Youth Policy 2017-2023

to protect and preserve the Micronesian way of life.



Source: National Youth Policy 2017-2023

A major challenge for the FSM tourism sector is the limited accessibility both by air and sea. Currently, only three carriers – United Airlines, Air Nauru and Air New Guinea – maintain semi-regular flights into the country.

The United States Department of State has ranked the FSM at Tier 2 in their Trafficking in Person report. The Tier 2 evaluation means that the FSM does not fully meet the minimum standards for the elimination of trafficking but is making significant efforts to do so. “Despite these efforts, the government did not meet the minimum standards in several key areas. Courts issued weak sentences to convicted traffickers and authorities did not follow an established procedure to identify victims among vulnerable populations or refer them to protective services, which remained undeveloped and under-resourced,” the report said.

## Way Forward

Legislation to improve wages in both the public and private sector must be introduced and passed. Without it, the FSM will remain far behind in achieving the targets of SDG8, and will continue to see outmigration, which has a multiplier effect throughout the society and economy.

Relevant **SDG8 documents** in FSM are:

- National Youth Policy 2017-2023
- FSM Gender Policy 2018
- State Tourism Investment Plans 2016
- FSM National Tourism Policy 2015



State Highlight



This public-private partnership between Pohnpei State and a local family to develop one of the natural wonders of Pohnpei is an excellent example of the promotion of sustainable tourism in FSM, creating income and jobs, while maintaining a safe and clean environment. The site is one of the most popular – and easily accessible – on the island.

SDG 9: INDUSTRY, INNOVATION AND INFRASTRUCTURE

**9** INDUSTRY, INNOVATION AND INFRASTRUCTURE



**Priority Targets**

FSM has prioritized five targets covering official international support to infrastructure, manufacturing value added and employment, as well as mobile network coverage. Infrastructure – as enshrined in SDG9 – is of critical importance to the FSM, with the FSM Infrastructure Development Plan having priority projects values at nearly USD 1 billion. Targets 9.1, 9.2 and 9.B are discussed in more detail here.

**Target 9.1**

**Develop quality, reliable, sustainable and resilient infrastructure to support economic development and human well-being.**

**Target 9.2**

**Promote inclusive and sustainable industrialization and raise such industry’s share of employment and GDP.**

**Target 9.A**

Facilitate Sustainable and resilient infrastructure development through enhanced financial, technological and technical support.

**Target 9.B**

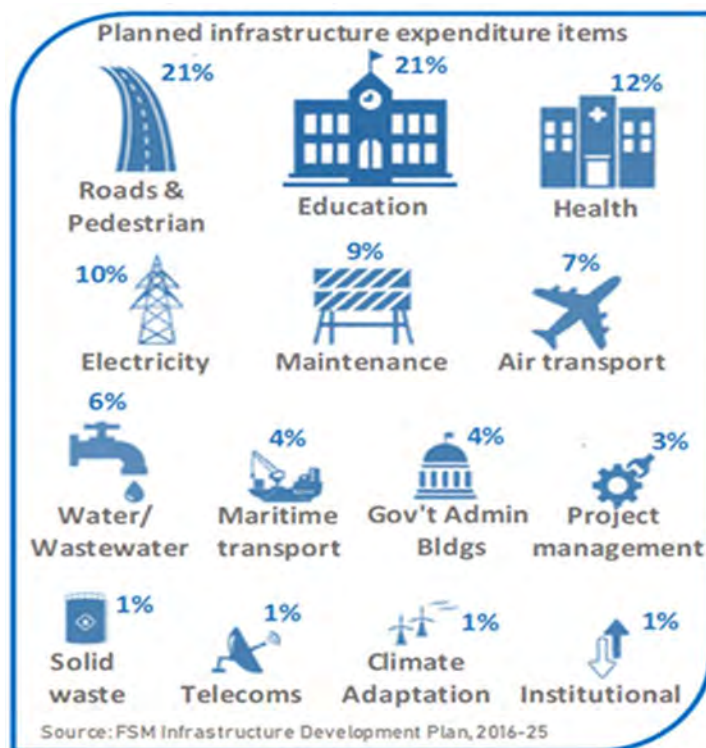
**Support domestic technology development, research and innovation, ensuring a conducive policy environment for, inter alia, industrial diversification and value addition to commodities.**

**Target 9.C**

Significantly increase access to information and communications technology and strive to provide universal and affordable access to the Internet.

**Selected Target Assessment & Progress**

In 2015, the FSM Congress approved the updated **Infrastructure Development Plan (IDP) 2016 – 2025**. The Plan replaced the original IDP 2004 – 2023 and was developed in response to the need to provide overseas development partners with an update of the State and National governments’ infrastructure priorities<sup>107</sup>.

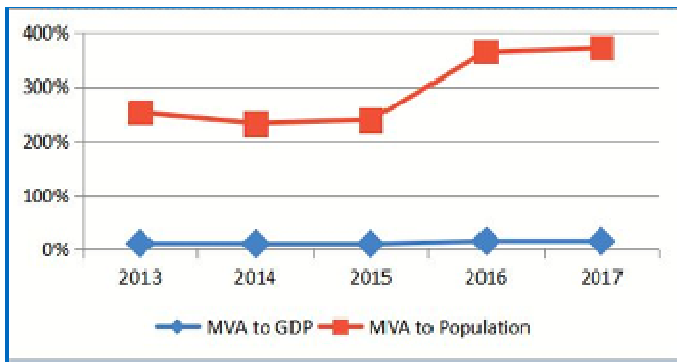


Accountability for implementing the IDP at the State level lies with the **Infrastructure Planning and Implementation Committees** that have been established. An important

<sup>107</sup>[https://www.tci.gov.fm/documents/infrastructure/IDP/FSM%20IDP%20FY2016-FY2025%20-%20Chuuk%20State%20\(version%20151202\).pdf](https://www.tci.gov.fm/documents/infrastructure/IDP/FSM%20IDP%20FY2016-FY2025%20-%20Chuuk%20State%20(version%20151202).pdf)

improvement in this Plan is the establishment of a Project Management Office (PMO) in each State, responsible to the Committee for the day-to-day planning and implementation of projects. However, this only deals with the reporting on projects and not on the impact on the economy of the infrastructure that has been constructed.

Manufacturing value added<sup>108</sup> as a proportion of GDP in 2016 was 1.528% and in 2017 it was 1.529%, a slight increase. Per capita GDP was 36.3% in 2016 and 37.3% in 2017, also a slight increase.



Source: FSM Division of Statistics, 2018

Manufacturing employment as a proportion of total employment has essentially remained the same in the FSM. In 2015, the total official international support (official development assistance plus other flows) to infrastructure was USD 51.4 million. The proportion of the FSM population covered by a mobile network is roughly 50%. The number of cellular subscribers in the FSM has more than doubled in the past five years.

<sup>108</sup>Examples of key manufacturing activities in FSM are the production of handicrafts, value added coconut products, and black pepper harvesting and packaging.

After more than two decades of declining copra production, the Federated States of Micronesia is now making steady progress toward rehabilitating an industry that has the potential to become a core revenue earner for the Federation<sup>109</sup>.

In June 2014, the 18th FSM Congress passed Public Law 18-68, commonly known as the **‘Coconut Tree Act’**. This act dissolved the FSM Coconut Development Authority (CDA), and transferred this authority along with all of the CDA assets and personnel to the FSM Petroleum Corporation, a national SOE established in 2011 (known as ‘Vital’).

Vital will also build a 50,000 coconut-per-day Integrated Coconut Processing Facility (ICPF) for whole nuts in Chuuk Lagoon<sup>110</sup>, in conjunction with a planned power initiative with the Chuuk Public Utilities Corporation (CPUC)<sup>111</sup>.

<sup>109</sup> There are seven producing regions identified throughout FSM: Kosrae, Pohnpei, Pohnpei Outer Islands, Chuuk Lagoon, Chuuk Outer Islands, Yap, and Yap Outer Islands. All of these regions have sufficient coconut resources to support various levels of processing and have expressed a willingness to participate in the industry.

<sup>110</sup> The processing capacity of the Tonoas ICPF is expected to be 56 metric tonnes of whole coconuts per 8-hour shift. The maximum design processing capacity of the ICPF is 140 metric tonnes per 20-hour day. The initial plan is to operate at a processing rate of approximately 50,000 coconuts per day that intends to ultimately establish and achieve an export industry that will exceed \$18.0MM per annum.

<sup>111</sup> This will provide power for both the facility operations, as well as reliable, consistent and affordable power for the first time in several generations to the 5,000 residents of Tonoas.



*Mori, Hiroyuki. Untitled. 2019.*

The landing craft *Vital Carrier* is one of three marine vessels currently transporting people, equipment and other resources for the C4Life project in FSM. The C4Life project will include the building of resilient infrastructure and introduction of more efficient technologies, utilizing the islands' surplus of coconuts and other natural resources. Through C4Life and a humble natural resource like the coconut, we foresee definite positive impact on the work and economic growth in the FSM. One of the primary implications of the national Infrastructure Development Plan is that transportation facilities and services must be adequate in terms of pervasiveness, condition, frequency, appropriate capacity, reliability, safety, and efficiency to enable market opportunities to be realized for all areas of the country, including labor market opportunities, and to enhance the level of integration of state economies and the national economy.

The C4Life initiative is prioritizing engagements with 'Trade-Ready' communities in the FSM States who will provide the initial supply of nuts for this facility<sup>112</sup>. This will create new employment opportunities, as well as to access to new streams of financing for participating communities where it is needed most<sup>113</sup>.

<sup>112</sup>By being 'Trade-Ready,' a community has demonstrated that it is ready to trade with Vital and vice versa.

## Challenges

Climate change adaptation is an all-encompassing challenge, and includes the need to climate-proof all infrastructure. Although the FSM IDP includes the attempt at mainstreaming of infrastructure adaptation in future plans, the ever-worsening parameters of climate change and the associated level of know-how on dealing with these changing circumstances will be crucial.

Finally is the challenge of ensuring equitable and sustainable infrastructure development that benefits all of society. This includes the creation of open and inclusive public spaces and structures accessible to all.

## Way Forward

The FSM IDP provides the roadmap toward achieving many of the priorities of the Federation, and effective implementation of this roadmap will hold the key to successfully achieving this SDG.

In addition, partnerships – both with external partners, as well as with our own SOEs and national, regional and international NGOs based in FSM – will be further deepened in

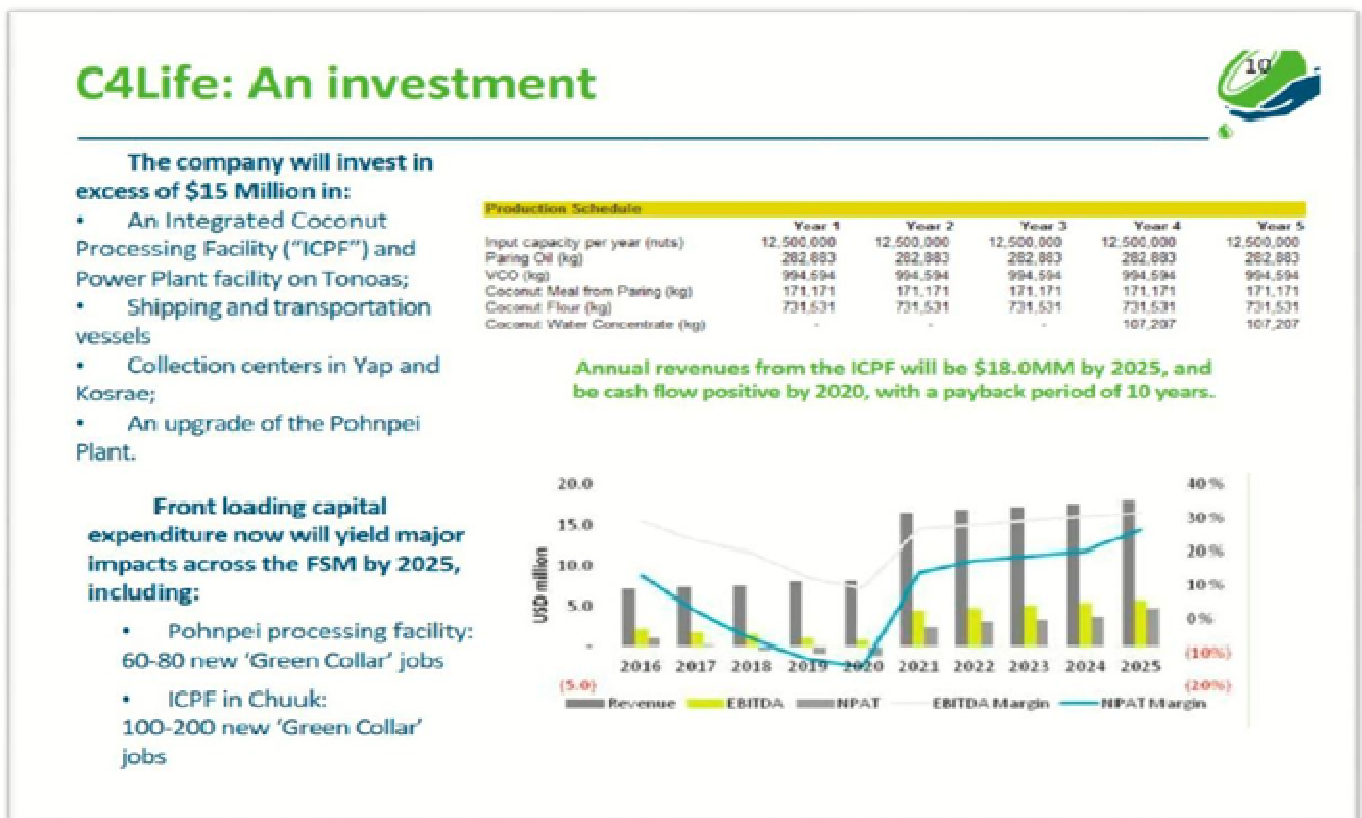
<sup>113</sup>Of the registered farmers mentioned in SDG 8, there have been 12 community-based enterprises incorporated with the national government. These businesses have consistently traded coconut products with the C4L over the past twelve months. By providing a model that leverages the power of community-based production with the disciplines of commercial businesses, this in turn provides a sustainable business model that will support a sustainable coconut industry into the future.



order to implement the priorities of the Federation.

Relevant **SDG9 documents** in FSM are:

- FSM SDP 2004-2023
- FSM IDP 2016-2025
- Voyaging Together 2025, Vital 10-Year Strategy



Lawrence, M. (2017, October). *Vital FSM Petroleum Corporation Coconut For Life Project Launch*. Presentation to the 11<sup>th</sup> State & National Leadership Conference, Chuuk, FSM.

**State Highlight**

YVB has recently developed the **Yap Living History Museum**, which has become a landmark area in downtown Colonia, and is host to numerous local events each year. YVB has provided informational signage in the museum as well as plant identification plaques on the museum grounds. Plans are currently underway for the revival of traditional Yapese pottery at the Museum. The Bureau has also hosted a traditional skills project at that venue. This is true sustainable infrastructure development.

SDG 10: REDUCED INEQUALITIES



**Priority Targets**

In order to reduce inequality<sup>114</sup> in the FSM, the nation has prioritized four targets relating to per capita income of the bottom 40 percent, labor, official development assistance and the transaction costs of remittances under SDG10. **Targets 10.1 and 10.B are discussed further in this chapter.**

**Target 10.1**

**Progressively achieve and sustain income growth of the bottom 40 percent of the population at a rate higher than the national average.**

**Target 10.4**

Adopt policies, especially fiscal, wage and social protection policies, and progressively achieve greater equality.

**Target 10.B**

**Encourage official development assistance and financial flows, including foreign direct investment, to States where the need is greatest in accordance with national and state plans and programs.**

**Target 10.C**

Reduce to less than 3 percent the transaction costs of migrant remittances and eliminate remittance corridors with costs higher than 5 percent.

---

<sup>114</sup>Inequality can be loosely described in this instance as **disparities of opportunity, income and power** (UN SDG Knowledge Platform).

**Selected Target Assessment & Progress**

The labor share of GDP comprising wages and social protection transfers<sup>115</sup> has remained stagnant and in some states declined. According to data available, in 2009, the labor share of GDP was 47.5 percent, and in 2015 it was at 47.1percent, a slight decrease. For Kosrae, Chuuk and Pohnpei, there was a slight decline while in Yap the share remained the same.

Meanwhile, while incomes across *all households* have risen by approximately 9% since 1998, the Consumer Price Index (CPI) has risen by more than 40%, with an actual loss of purchasing power of 3.3% year-on-year for the period 2005-2013.

A further decline in real incomes from 2013 through 2018 has seen additional real wage decreases for both the public and private sectors of the economy<sup>116</sup>.

Put simply, nominal incomes have been progressively deflated by the increasingly higher cost of living. The average nominal wage in FSM as of FY2018 was \$8,485 per annum.

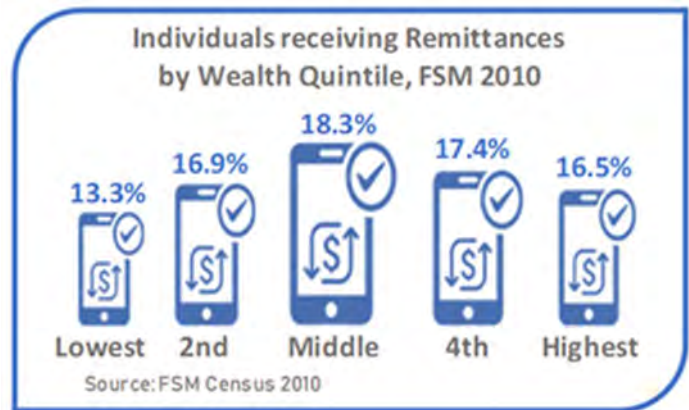
---

<sup>115</sup>Social transfers represent a transfer from one group in a society to another (e.g. from the active age groups to the old) either in cash or in kind (access to goods and social services); in the FSM, one such major transfer is referred to as Social Security.

<sup>116</sup>Per 2004 figures as the baseline, from the FSM Financial and Economic Statistical Analysis 2018, NSO.

While there has been an increase in the out flow of remittances from 14.8 percent in 2015-2016 to 15.2 percent of GDP in 2017, data on the cost of remittance is not formally made available, as money-transfer agencies operating within FSM are not required by law to provide this information<sup>117</sup>.

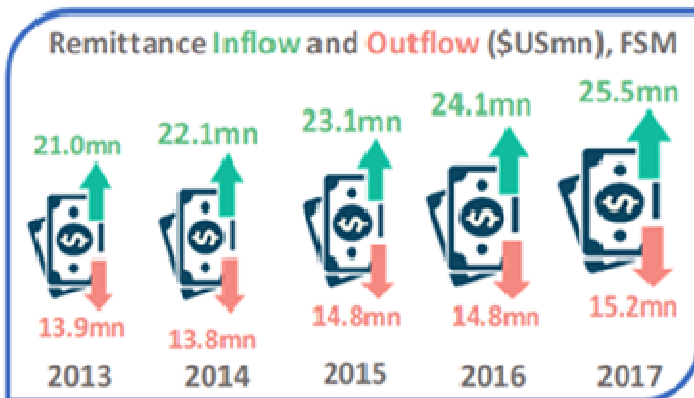
Meanwhile, remittances *into the FSM* have continued a steady increase over the last decade as more people emigrate abroad for work, access to a modern lifestyle and seeking freedom from what some might consider the burdens of extended family and cultural community responsibilities. It may also represent the simple fact that those on the lower income scale of the nation simply require more support from family outside of the country due to the rapidly expanding CPI<sup>118</sup>.



### Challenges

One of the – if not the – major challenges in achieving the Targets of SDG10 must be the extreme inequality of the upper and lower income households of the FSM. For FSM the Gini-coefficient increased from 0.27 in 2005 to 0.39 in 2014, which shows a widening of income inequality in the nation<sup>119</sup>.

Households who belong to the lowest income bracket<sup>120</sup> in the Federation earn on average 207 times less than those at the top income bracket<sup>121</sup>.



<sup>117</sup>Anecdotal experience would indicate that the two major operators in FSM – Western Union and MoneyGram – charge different rates for different amounts of transfers. Rates are posted at some locations but not all.

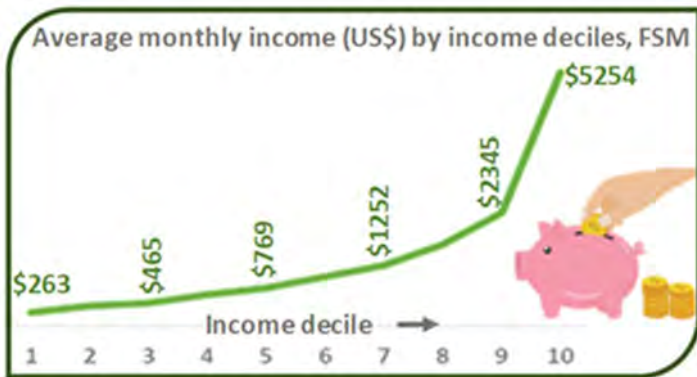
<sup>118</sup>Female headed households are more likely to receive remittances than male headed households, 46% vs. 40%, respectively (FSM NOS 2020).

<sup>119</sup>The Gini coefficient is a commonly-used measure of income inequality that condenses the entire income distribution for a country into a single number between 0 and 1: the higher the number, the greater the degree of income inequality.

<sup>120</sup>Referred to in statistical parlance as *deciles*, which are representative of 10% of the given population.

<sup>121</sup>However, improvements are to be noted on 2000, when the richest 20 per cent of the population controlled 65.9 per cent of income and consumption in FSM.





Such high-income inequality only poses problems for the most vulnerable, and indeed, ultimately across all of society<sup>122</sup>. This will need to be addressed through pro-poor policies and initiatives and continuing support from all levels of government, in partnership with civil society organizations to support grass roots initiatives across the nation.

Further, there is a wide income inequality not only within the States of the Federation, but also *between* the States. For example, Chuuk specifically shows a very low level of income as 85% of the households in Chuuk earned less than the national average income in 2013 (US\$ 13,090). Beyond this, 50% of the poorest households in FSM share only 18% of the total income pie for the nation. More must be done to address this inequality, both within states and between states<sup>123</sup>.

<sup>122</sup>In fact, the top 10% in FSM earn more than the bottom 70% of households combined.

<sup>123</sup> During the 15 year period 1998-2013 inequality has increased in all four states – most pointedly in Kosrae – while Yap maintains the lowest rate of inequality.

## Way Forward

NGOs must continue to be supported to promote sustainable programs that offer long-term skills for alternative income generating opportunities.

Increasing support and furthering partnerships to the Vital **Coconut for Life (C4Life)** initiative (see also SDG9 discussion above) that will directly help farmers and assist in the establishment of Small Business Enterprises (SBEs) in villages and communities will continue to be one of the key platforms of the Federation<sup>124</sup>.

Additionally, the C4Life project will provide for the upgrade and expansion of the Coconut Development Unit (CDU) in Pohnpei. With the increased processing capacity of both of these two facilities, Vital FSMPC is targeting the introduction of 10,000 formal employment opportunities to coconut farmers throughout the four states of FSM.



The Takaioi PGS of Pohnpei is the first PGS group incorporated in the FSM. The group of twelve farmers range between 36 and 70 years of age, and have been consistently trading with the CIDU in Dekehtik, Pohnpei since January 2019.

Anson, Peterson.  
*Untitled*. 2019. JPEG file.

<sup>124</sup>The C4Life development goals are aligned to the SDGs and are: SDG9 Industry and Innovation; SDG11 Sustainable Island Communities; SDG15 Life on Land; SDG8 Decent Work and Economic Growth; SDG12 Responsible Consumption and Production; and SDG7 Affordable and Clean Energy.

Banking institutions, Chambers of Commerce, Credit Unions, NGOs and other such facilitators will need to be ready to support this project and the farmers and suppliers who will be the backbone of a major new industry for FSM with the requisite capital, technical inputs and clear united vision<sup>125</sup>.

Relevant **SDG10 documents** are:

- Coconut for Life – A Corporate Social Responsibility Project for FSM, 2018
- FSM HIES 2013/2014
- FAO Business Development Portfolio 2019-2020 Cycle

---

<sup>125</sup>Long-term the coconut industry just might be able to rival the two other major revenue earners for the FSM: fishing licenses and captive insurance.

**Pohnpei State Highlight**



The Livelihoods Program at the Micronesia Conservation Trust, based in Pohnpei, collaborates with partners to provide sustainable, alternative livelihoods to vulnerable communities in the Micronesian region. At present, the Livelihoods Program is supporting two projects: the Coconut for Life Project and the Solar Mama's Project. Both provide skills and income in areas that need it most.

**SDG 11: SUSTAINABLE CITIES AND COMMUNITIES**



**Priority Targets**

FSM has prioritized five targets for this goal, including disaster risk reduction, response and management, urban settlements, protection and preservation of natural heritage and protection of green urban and public spaces to make its cities and human settlements inclusive, safe and resilient and sustainable. Targets 11.1, 11.3, 11.4 and 11.7 are discussed further in this chapter.

**Target 11.1**

**Ensure access for all to adequate, safe and affordable housing and basic services.**

**Target 11.3**

**Enhance inclusive and sustainable urbanization and capacity for participatory, integrated and sustainable human settlement planning and management.**

**Target 11.4**

**Strengthen efforts to protect and safeguard the world’s cultural and natural heritage.**

**Target 11.7**

**Provide universal access to safe, inclusive and accessible, green and public spaces, in particular for women and children, older persons and persons with disabilities.**

**Target 11.B**

Increase the adoption and implementation of integrated policies and plans towards inclusion, resource efficiency, mitigation and adaptation to climate change, resilience to disasters, and develop and implement holistic disaster risk management at all levels.

**Selected Target Assessment & Progress**

The FSM is a largely rural society. Most families live in a rural environment, with shared, open spaces allocated amongst generational extended family for bathing, cooking, farming and sleeping, amongst other day-to-day activities.

Reefs and forests are not only essential to communal and rural survival – more than 80% of the FSM population lives in rural areas – they are also the linchpin of economic development<sup>126</sup>.

Yap		Chuuk	
Rural	Urban	Rural	Urban
10,537 (93%)	840 (7%)	34,804 (71%)	13,850 (29%)

Pohnpei		Kosrae	
Rural	Urban	Rural	Urban
30,122 (83%)	6,074 (17%)	4,456 (67%)	2,160 (33%)

Source: FSM Division of Statistics, 2010 Census

Urbanization occurs<sup>127</sup>. However the urban environment – such that is exists in FSM – is generally dotted with many food trees and plants (mango, breadfruit, bananas, and taro are some of the most common), with forests, small streams and open water areas nearby.

<sup>126</sup> According to the 2010 Census, 22,924 out of the total population of 102,843 live in the various defined urban areas – Weno in Chuuk, Lelu in Kosrae, Colonia in Yap, and Colonia Town in Pohnpei – across the four states compared to 79,919 that live in rural and remote areas.

<sup>127</sup>The urban population is estimated to have grown by up to 22.7% in 2018 (FSM SOE Report 2018)





Kapinle Field and Recreation Area is located in Kolonia Town, Pohnpei, which is one of the most urbanized and has likely the highest population density in the FSM. Even so, this area contains and is next to this park, the expansive Japanese Botanical Gardens and the Dekehtik Causeway, all of which are open to the public and widely accessed and used by all for socializing and recreation, particularly children and youth.

FSM has taken great care to protect and safeguard its cultural and natural heritage in the modern era<sup>128</sup>. It currently possesses three UNESCO designated Biosphere Reserves<sup>129</sup>, and further has an extensive and mature network of NGOs that focus on cultural and environmental protection<sup>130</sup>.

<sup>128</sup>Cultural diversity is reflected in the existence of seventeen indigenous languages: Yapese, Ulithian, Woleaian, Satawalese, Pohnpeian, Nukuoran, Kapingamarangi, Mokilese, Pingelapese, Ngatikese, Namonuito, Nguluwan, Paafang, Puluwatese, Chuukese, Mortlockese, and Kosraean. Nearly all 110,000 people speak one or more of these indigenous languages but the trend is toward decline as younger generations are taught only English by both school and parents and generations born in U.S. lose both custom and language.

<sup>129</sup>And Atoll in Pohnpei, Utwe-Walung Marine Corridor in Kosrae, and the 'Truk Lagoon Underwater Fleet', as it is known, has also been declared a USA National Historic Landmark, and given a 'threatened' status as at 2002.

<sup>130</sup>Yap Institute of Natural Science, Kosrae Conservation and Safety Organization, Chuuk Women's Council, and the Conservation Society of Pohnpei are just a few.

The remains of the World War II Japanese ships and aircraft located under water in the great Chuuk lagoon are protected in three ways: Truk State Law No. 21 – 5, 1971 (Truk Lagoon District Monument, and its amendments); FSM National Legislation, Public Law 1,048 (1979) Title 26, Historical Sites and Antiquities; and the USA National Historic Preservation Act of 1966<sup>131</sup>.

The previously discussed C4Life project is creating opportunities for individual farmer groups to initiate priority improvement projects within their own communities<sup>132</sup>.

**FSM's Biosphere Reserve Moves to Next Phase**

BY OLIVIER WORTEL

SELEP, Kosrae – The first Biosphere Reserve designated in the Pacific region continues in earnest as the rural fishing and farming community of Utwe on the southern tip of Kosrae has designated Tadao Waguk as its community conservation officer.

Waguk, one of the preeminent local guides and story tellers in Micronesia today has become what must be considered one of the first modern community conservation officers in the region.

The pilot project of the local village government and community is being supported internationally by the United Nations Education, Scientific, and Cultural Organization (UNESCO) and locally by the Kosrae Conservation and Safety Organization (KCSO).

Page 4 Source: The Micronesian Alliance - 2005

**Master of His Domain:** Tadao Waguk, a well-known tour guide, became the first Biosphere Reserve Officer in the nation this month. Said Waguk, also a storyteller: "Every generation has tried to preserve this. And so I ask the young generation, can we borrow this and take care of it until your time. I try to tell them this story."

Supported by Vital's guarantee to farmers - to purchase a minimum quantity of coconut tree products at a minimum price - banks will be able to provide commercially

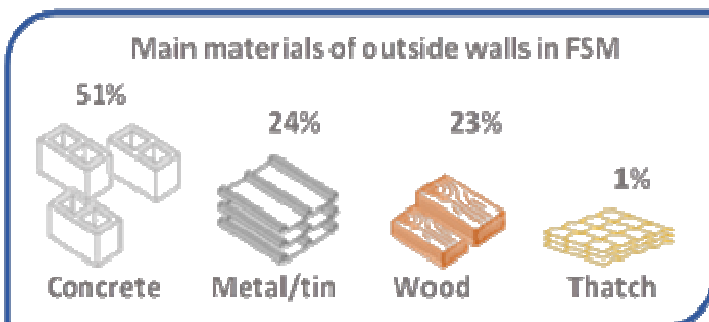
<sup>131</sup>The Nautical Archeology Society 2004.

<sup>132</sup>These are formally known as 'PGS' groups, or formally organized groups that employ the Participatory Guarantee System to trade with the SOE, Vital.

competitive loans towards meaningful improvement projects for PGS groups in good standing. This will also help island communities throughout the FSM by improving access to basic needs and services like water, energy, and transportation.

### Challenges

Safe, secure and modern housing, along with basic services, such as sanitation, water and toilets remain elusive to many<sup>133</sup>.



This is due to both the rural and often remote situation of the majority, exacerbated by poverty/hardship conditions (SDG10) that many families and communities find themselves in.

<sup>133</sup> Data from the 2010 Census indicates that 49% of homes in FSM had walls made of metal/tin, wood or thatch. In addition, a full 42% of households in FSM utilize an outhouse with a pit as their main toilet facility.

Exposure to climate change and associated disasters are also critical areas of concern for the FSM (more on the Climate Change discussion under SDG13).

Although there are clear plans, policies and strategies in place, as well as a major focus by international partners to FSM to support adaptation and mitigation measures, the existential and dynamic nature of climate change is a potentially unknown force to be reckoned with.

### Way Forward

Inclusive sustainable planning will require attention as the Federation continues on its course of development. This will mean that civil society actors, including CBOs and NGOs at local, national and the regional level have a greater say in planning and implementation of projects, policies and plans.

A full, coordinated local, state and national effort is underway to support the all-important C4Life initiative. Political will at the highest levels shall be maintained to drive this project forward.

### Relevant **SDG11 documents** are:

- 2010 FSM Census
- FSM SDP 2003-2024
- FSM HIES 2013/2014
- National Tourism Sector Development Framework 2014
- FSM State Tourism Investment Plans 2015

- Mainstreaming Gender in GCF Projects 2017
- Environment Statistics and System of Environment Economic Accounting National Assessment Report 2017

### Pohnpei State Highlight



**Nan Madol** is an ancient city located in the remote island of Pohnpei. Nan Madol was the capital of the Saudeleur Dynasty until about 1628. The many rock structures reach as high as 16 meters with some of the stones weighing 59 tons. Construction likely took hundreds of years. In 1985 the site was designated by the US Interior Department as a **National Historical Landmark**, the only such designation in Micronesia. UNESCO has also recently declared the former temples as a **World Heritage Site**. Pohnpei State has recently accepted a grant from Japan to construct a **Megalithic Ceremonial Center** for the area and to monitor the site for conservation purposes.





## 4.3 PLANET



About 49,645 tons of waste is generated every year across the four FSM states, with the majority of the waste remaining on the islands. The nation has made solid progress on both dealing with waste (exporting batteries and used oil) and in expanding recycling initiatives. These are works in progress. In this chapter we discuss Targets 12.4 and 12.5.



Climate change is an existential threat to our high islands and low lying atolls. Worsening storms, higher sea levels and longer droughts severely affect water and food security. Creation of ‘Artificial Taro Patches’ (ATFs) and expansion of water storage capacity in the outer islands are examples of community adaptation. In this chapter we discuss targets 13.1 and 13.2.



The reefs, lagoons and oceans within the national EEZ are supremely important to the everyday way of life of Micronesians. There exists an estimated 14,517 km<sup>2</sup> of reefs, providing coastal protection and much of the livelihood of the majority of FSM citizens. MPAs – in total – cover 14.7% of our reef areas. In this chapter we discuss targets 14.5, 14.6 and 14.C.



Terrestrial ecosystems are the lifeblood of Micronesian society. In 2016, the FSM Forest Inventory Analysis (FIA) showed that the percentage of forest area showing signs of disturbance from human activities and climate events was 45%. Nonetheless, there may be no island nation in the modern era more focused on protecting its limited forests for continued sustainable use than the FSM. In this chapter we discuss targets 15.1, 15.2 and 15.8.



SDG 12: RESPONSIBLE CONSUMPTION AND PRODUCTION



**Priority Targets**

The FSM has prioritized four targets related to regional and international multilateral environmental agreements, hazardous waste generation and disposal, recycling, mainstreaming of climate change and sustainable development within the education sector, and sustainable tourism policy for this Goal. Targets 12.4 and 12.5 are discussed further in this chapter.

**Target 12.4**

**Achieve the environmentally sound management of chemicals and significantly reduce their release to air, water and soil.**

**Target 12.5**

**Substantially reduce waste generation through prevention, reduction, recycling and reuse.**

**Target 12.8**

Ensure that people everywhere have the relevant information and awareness for sustainable development and lifestyles in harmony with nature.

**Target 12.B**

Develop and implement tools to monitor sustainable development impacts for sustainable tourism that creates jobs and promotes local culture and products.

**Selected Target Assessment & Progress**

Currently, FSM is a party to the following conventions and continues to meet their obligations:

- Stockholm Convention - a treaty aimed to protect human health from POPs (Persistent Organic Pollutants), an international treaty;
- Basel Convention - a treaty aimed to regulate the trans-boundary movement of hazardous waste, an international treaty;
- Waigani Convention - a treaty aimed to ban exporting of hazardous or radioactive waste to Pacific Island Countries, a regional treaty; and,
- Noumea Convention - this convention is the major multilateral umbrella agreement in the Pacific Region for the protection of natural resources and the environment, a regional treaty.

The FSM is updating its National Implementation Plan (NIP) as part of its obligation as a party to the Stockholm Convention.

In 2013 and 2014, a Chemical and Laboratory Inventory and a Chemical Stockpile Survey was carried out through the coordination between DECEM and the State EPAs. In 2016, a Chemical Management Training was conducted, and brought together relevant officials and officers from the various

departments, offices, agencies, and NGOs to become more aware of the impacts of chemicals and propose solutions to combat them.

The states of Kosrae and Yap have existing hazardous waste programs and regulations, while the FSM National government is mandated to provide primary regulatory oversight on toxic wastes through Section 2 of Article 13 of the FSM Constitution.

FSM has implemented a regulation on trans-boundary movement of hazardous waste and remains in compliance with the requirements of environmentally sound management of wastes across international waters. The States of Yap and Kosrae have been exporting ULABs<sup>134</sup> to Korea since 2000 following the Basel procedures.

Additionally, on 10 March 2017, the President of the FSM formally created the Council on Climate Change and Sustainable Development (CCSD Council) through executive order.

In regards to solid waste management, the DECEM through partnerships with the Secretariat of the Pacific Regional Environment Program (SPREP) and the Japan International Cooperation Agency (JICA) has coordinated with State Environmental Protection Agencies (EPAs) and the Kosrae Island Resource Authority (KIRMA) to identify goals and strategies aimed to protect and manage the

environment through State Solid Waste Management plans and a National Solid Waste Management Strategy.

The four States' EPAs/KIRMA has established recycling, collection, and disposal systems to address solid waste management issues. Recycling has become a priority in FSM, and two states – Yap and Kosrae – have entered into public-private partnerships to increase recycling efforts on the islands<sup>135</sup>.

FSM is also part of the Pacific Islands Regional Recycling Initiative Council (PIRRIC), and has:

- Introduced a bill to the FSM Congress to ban the importation of plastic products;



- Endorsed the new Chuuk State Solid Waste Management Strategy Plan, the signing of the Chuuk State Clean Environment Act of 2018, the purchase, expansion and rehabilitation of numerous landfills and the introduction of a container law before the Chuuk State Legislature;

<sup>134</sup>Unleaded Acid Batteries.

<sup>135</sup>Yap has an agreement between the Yap EPA and the Island Paradise Company to operate the Yap Recycling Center, a government owned facility that is privately operated; Kosrae has an agreement between the Kosrae State Government and the Pacific Tree Lodge to recycle bottles, plastic and metal beverage cans.

- Undertaken the construction and operation of a new used oil facility in Pohnpei;
- Supported improvement of the Yap State public landfill sites as well as the collection services; and,
- Supported the establishment of a Marine Debris Program.

The nation’s C4Life project will uphold responsible consumption and production practices by utilizing zero-waste production practices, with the ICPF designed to be a Zero-Waste Facility - meaning that every piece of every coconut will be processed into a usable product.

The formalized PGS Groups in Pohnpei have begun trialing a reusable bag for transporting coconuts to pick up locations, in an effort to help reduce costs and minimize waste.

**Challenges**

About 49,645tons of waste is generated every year across the four FSM states<sup>136,137</sup>.

Like all PICs, space is a major issue, particularly for the commercial and government centers in the Federation, where the majority of waste streams are produced.

<sup>136</sup>A 2018 Feasibility Assessment commissioned by the ADB for the potential of establishing a Waste-to-Energy power plant in Pohnpei states that the Pohnpei landfill takes in around 24 tons of usable waste per day.

<sup>137</sup>A JAWARE report from 2011 showed that 123,390 kgs of household, commercial, institution, hospital, green bulky and other waste is generated each day in FSM.

Daily solid waste amount by category of generated place-Unit kg/wk (JAWARE 2011 report)

Category	Yap	Chuuk	Pohnpei	Kosrae
Household	6,520	6,160	20,000	2,100
Commercial	6,590	4,990	33,200	1,060
Institution	4,280	1,940	28,700	250
Hospital	1,750	4,080	400	730
Others	-	230	400	10

Solutions are not easy, but certainly the FSM will need to use creative and aggressive anti-waste measures to combat this growing problem.

Although recycling programs in the States of Kosrae, Yap and Pohnpei have made excellent strides, whole-scale and whole-of-country transformation on recycling of a multitude of waste streams<sup>138</sup> created by households, business and industry is still required. Barriers to achieving this are often in the costs associated with exporting recycled materials overseas, and finding markets<sup>139</sup>.



The Pohnpei State Landfill is the largest dumping site in the FSM, taking in 41 tons of waste per day to the site.

<sup>138</sup>Junked vehicles pose a particularly explicit problem.

<sup>139</sup>The FSM has enacted legislation banning most forms of plastic which will take effect in July, 2020.

## Way Forward

The creation of policies, regulations and laws that are enforceable, in conjunction with incentivisation mechanisms to implement additional deep-rooted recycling programs will be critical to address responsible and sustainable production and consumption patterns in the FSM.

Awareness and educational campaigns and programs must be strengthened, while at the same time supporting programs and projects that are

Relevant **SDG12 documents** in FSM are:

- FAO Waste Management Opportunities for Rural Communities 2007
- FSM Fourth National Report to the Convention on Biological Diversity 2010
- FSM Education Indicators 2019
- Chuuk State Clean Environment Act of 2018
- State Solid Waste Management Plans 2020
- National Solid Waste Management Strategy 2015-2020



**Pohnpei State Highlight**

The Conservation Society of Pohnpei was the first local conservation NGO established in FSM in 1998 and has had an Education Division since inception. One long-running environmental program (2002-2020) that it has been implementing is its well-known '**Green Road Show**'. CSP educators and other personnel make six visits per year to every 5<sup>th</sup> grade class in the 25 elementary schools on the main island, where they annually can make over 200 classroom visits. The program integrates into its environmental curriculum subjects on Mangrove Forests, Coral Reefs, Upland Forests, Waste Management, Sustainable Harvesting, and other areas of conservation interest.

SDG 13: CLIMATE ACTION

13 CLIMATE ACTION



**Targets**

FSM has prioritized four targets under this Goal in the FSM. Climate change and sustainable development are inextricably linked. A key goal in the SDP is to “mainstream environmental considerations, including climate change, in national policy and planning as well as all economic development activities”, and FSM has focused on the implementation of disaster risk reduction strategies and policies, including open communication on nation-wide capabilities and support for capacity building initiatives and technologies. Apart from the current COVID-19 pandemic facing islands and the world, climate change remains the single largest threat to our way of life. Targets 13.1 and 13.2 are discussed in this chapter.

**Target 13.1**

**Strengthen resilience and adaptive capacity to climate-related hazards and natural disasters.**

**Target 13.2**

**Integrate climate change measures into national policies, strategies and planning.**

**Target 13.3**

Improve education, awareness-raising and human and institutional capacity on climate change mitigation, adaptation, impact reduction and early warning.

**Target 13.B**

Promote mechanisms for raising capacity for effective climate change-related planning and management, including focusing on women, youth and local and marginalized communities.

**Selected Target Assessment & Progress**

The 2013 Nationwide Disaster Risk Management and Climate Change Policy was put in place to focus on FSMs adaptation capabilities at the national, state and community levels to reduce FSM's vulnerability to climate changes' adverse impacts.

The Policy Statement states:

**“To achieve economic growth and self-reliance within a framework of sustainable development that seeks to maximize opportunities presented by climate change and minimize the risks associated with all slow and rapid-onset natural and human-induced hazards, including those associated with climate change.”**

All development activities in FSM are to take into account projected climatic changes in the design and implementation and to integrate climate change into other polices, strategies and (sector) action plans including disaster preparedness and mitigation.

Furthermore, the Climate Change Act of 2014 introduces mainstreaming obligations for departments and agencies of the national government<sup>140141</sup>. In addition, in March 2017,

---

<sup>140</sup>Signed into law by the 8<sup>th</sup> President of the FSM, H.E. Emanuel 'Mani' Mori, on 3 January 2014, Congressional Act 18-24, in which he stated, “Establishing a national policy in the area of climate change is essential in protecting our nation and furthering the interests and well-being of our people.”

a Council on Climate Change and Sustainable Development was established to ensure implementation of the Act. The Council provides leadership and institutional coordination on the mainstreaming of climate change into policies and actions across all sectors and initiatives in the country<sup>142</sup>.



7<sup>th</sup> FSM President H.E. Emmanuel Mori signs National Climate Change Act, 10 March 2014.

Beyond this, a National Disaster Risk Policy and National Action Plan has been developed combining disaster risk management and climate change adaptation. Disaster risk reduction and planning are amongst the functions that are within the autonomy of the States, as accorded by the FSM Constitution, and thus all States have Disaster Management Plans implemented through the Joint State Action Plan for Disaster Risk Management and Climate

Change in line with the FSM Climate Act and the Sendai Framework<sup>143</sup>.

The issue of disaster mitigation is referred to in most of the State plans, with actions identified in the Multi-State Multi-Hazard Mitigation Plan.

FSM's Nationally Determined Contributions (NDCs) has an unconditional target of 28 percent reduction in greenhouse emissions by the year 2025, and a conditional target of 35 percent (expand on this).

At the highest international forums, the FSM has been a leader in pushing for the Kigali Amendment, leading the world in negotiations to have HFCs phased out under the Montreal Protocol<sup>144</sup>.

The States of the FSM have implemented a number of Adaption initiatives through the international Adaptation Fund (AF)<sup>145</sup>, including moving up, tree planting, etc. check the DECEM website.

<sup>142</sup>At the time, the FSM was awarded A GLOBE International prize for being the first PIC and SIDS to pass such legislation, setting the example for the region.

<sup>142</sup>At the same time, the former Office of Environment and Emergency Management (OEEM) was elevated to become the Department of Environment, Climate Change and Emergency Management (DECEM).

<sup>143</sup>The **Sendai Framework** 2015-2030 focuses on the adoption of measures which address the three dimensions of disaster risk (exposure to hazards, vulnerability and capacity, and hazard's characteristics) in order to prevent the creation of new risk, reduce existing risk and increase resilience.

<sup>144</sup> The Kigali Amendment to the Montreal Protocol is an international agreement to gradually reduce the consumption and production of Hydrofluorocarbons (HFCs), which are ozone depleting chemicals.

<sup>145</sup>The AF was established under the Kyoto Protocol in 2010, and finances projects and programs that help vulnerable communities in developing countries adapt to climate change.

## Challenges

Sea level rise, extended droughts and worsening storm events severely affect water and food security in the islands of FSM. Coastal communities and outer/atoll island communities are most vulnerable to impacts of climate change.

The main concern at the community level is sea-level rise with the resulting loss of agricultural capacity and pollution of drinking water.

Most of Micronesia's population of 105,000 live in close proximity to coastlines and are engaged in subsistence fishing, as well as farming of crops like taro, banana and yam. But the sea level near the island state is **rising by 10 millimetres per year**<sup>146</sup>, more than three times the global average, leading to more aggressive 'king tides' and coastal erosion<sup>147</sup>.

Flooding has damaged villages and infrastructure and contaminated arable land and fresh groundwater supplies, affecting thousands of people. As a result, food and water insecurity is a consistent challenge for communities and the government.

According to the Pacific Climate Change Science Program, Micronesia will experience increasing air and sea surface temperatures; rising sea levels; higher rainfall; and typhoons

with faster-than-average wind speeds during this century.

The country is already vulnerable to natural disasters and endures an annual typhoon season from July to November. The devastation wrought by Typhoon Chata'an in 2002 where a landslide triggered by excessive rainfall tragically buried 47 people in Chuuk state, was the deadliest on record. In 2004 Typhoon Sudal damaged 90 percent of homes and infrastructure on Yap Island and affected more than 6,000 people.



Photo: Houses Blown Apart by Typhoon Maysak, Ulithi Atoll, Yap, FSM

And in 2015, Typhoon Maysak devastated both Chuuk and Yap, with 90% of banana, breadfruit and taro crops destroyed, and over 581 homes destroyed or seriously damaged, directly affecting more than 29,000 people (USAID).

And then again in early 2019, Typhoon Wutip ripped through the outer islands of Chuuk and Yap, where the first on-the-ground situation report came back with a dire analysis.

<sup>146</sup>[https://www.pacificclimatechangescience.org/wp-content/uploads/2013/06/7\\_PCCSP\\_FSM\\_8pp.pdf](https://www.pacificclimatechangescience.org/wp-content/uploads/2013/06/7_PCCSP_FSM_8pp.pdf).

<sup>147</sup><http://www.ipsnews.net/2012/10/climate-change-hits-pacific-islands/>.



## Way Forward

Bilateral and multilateral partnerships to fight the effects of climate change and mitigate against disasters must be strengthened. Key national, regional and international disaster and response entities operating in FSM must have strong response capabilities and work in close collaboration with the local, state and national response teams year-round to beef up preparedness and response initiatives<sup>148</sup>.

Importantly, at the national level, the CCSD Committee must activate itself with regular meetings and begin to fast track and move through the pipeline of Green Climate Fund (GCF) projects that are now starting to come through as the Federation seeks to access GCF funding for a range of priority projects<sup>149</sup>.

Over this past year, the FSM has taken many steps in order to combat the existential threat of Climate Change. These steps include a Memorandum of Understanding with the Waitt Institute and Blue Prosperity Coalition to protect 30% of our marine resources by 2030, and heightened collaboration with like-minded organizations. This effort shall continue apace in the coming decade.

Through the Pacific Islands Development Program (PIDP), the only CROP Agency headquartered in the Northern Pacific, and the East-West Center, FSM held the Micronesian Conference of Leaders with a focus on Climate Change and how the topic feeds into our Nation’s Climate Security lens. Bringing this critical issue before such forums will also continue until we achieve our goals.

Relevant **SDG13 documents** in FSM are:

- FSM Climate Change and Disaster Risk Finance Assessment 2019
- Climate Proofing – A Risk-Based Approach to Adaptation 2005 (ADB)
- Climate Change and Human Health, Paul R. Epstein, M.D. 2005
- FSM Nation Wide Integrated Disaster Risk Management and Climate Change Policy 2013
- Building Resilience to Disaster and Climate Risks FSM – Yap Outer Islands 2017
- FSM Disaster Management Reference Handbook 2016.

---

<sup>148</sup>Each of the FSM States has established Disaster Coordination Offices (DCOs) attached to the Office of the Governor.

<sup>149</sup>Current projects in concept and proposal development stages are for Agriculture and Livelihoods, Health, Infrastructure and Energy.

**State Highlight**



A project started in 2010 by the **Chuuk State Department of Agriculture (CSDA)** has built 18 'artificial' taro patches (ATPs) targeting the low Outer Islands of Chuuk vulnerable to rising sea levels. The project is a coordinated response to work with selected vulnerable communities to enhance food security. More ATPs are planned in 2021.

SDG 14: LIFE UNDER WATER



**Priority Targets**

FSM has prioritized four targets under this Goal in the FSM. Fisheries are a key sector in FSM both for economic development and subsistence livelihoods. There is a recognized need for better data collection for making decisions related to regulating catch and for assessing the economic benefits of fisheries. Targets 14.5, 14.6 and 14.C are discussed here.

**Target 14.5**

**Conserve at least 10% of coastal and marine areas, consistent with national and international law and based on best available scientific information.**

**Target 14.6**

Prohibit certain forms of fisheries subsidies which contribute to overfishing, eliminate subsidies that contribute to illegal, unreported and unregulated fishing.

**Target 14.B**

**Provide access for small-scale artisanal fishers to marine resources and markets.**

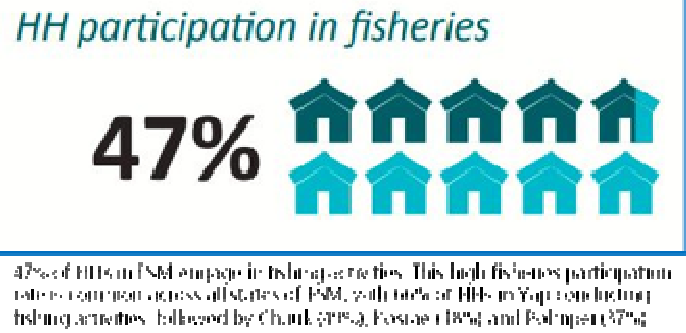
**Target 14.C**

**Enhance the conservation and sustainable use of oceans and their resources by implementing international law as reflected in the UN Convention on the Law of the Sea, for the conservation and sustainable use of oceans and their resources.**

**Selected Target Assessment & Progress**

Marine resource use in FSM consists of inshore fisheries (those taking place in mangroves, reef areas, and lagoons), near shore and bottom fisheries in and around reefs, and offshore fisheries (mainly for tuna). Subsistence fishers make the greatest use of inshore resources, coastal commercial fishers concentrate on near shore and bottom resources<sup>150</sup>, and offshore resources are exploited by local and foreign-based tuna vessels (FAO 2002).

HIES data from 2014, shows a production of 3,414 mt of reef fish and 234 mt of invertebrates, with 1,166 mt of oceanic fish. These figures are almost certainly underestimates<sup>151</sup>. With half of HHs and one-fifth of the labor force in FSM participating in fisheries, the HIES demonstrates that fisheries – and ultimately their protection – are of significant social and economic importance in FSM.




<sup>150</sup>Also referred to as Artisanal fishers who utilize **small-scale fisheries** for sale at local, small markets, generally using traditional fishing techniques and small boats. They are vital to livelihoods and food security.

<sup>151</sup>Final Report of the FSM Coastal Fisheries Assessment, Pacific Islands Regional Oceancape Program Project, 2018.


## Labour force participation rate

# 1 out of 5

of the population labour force has a fisheries-related occupation



Additional data for the period 1950-2010 reveals a few trends. The first is that in the past most fishing was performed for subsistence purposes for home or village consumption. The second is that as the need for cash has grown, there is less subsistence and more commercial fishing than in the past. The third is that the amount of fish being caught has been reduced.



The National Oceanic Resource Management Authority (NORMA) is the agency tasked with monitoring and sustainably exploiting the nation's fisheries. Fisheries licenses to foreign fleets are the largest domestic revenue earner for the FSM, bringing in \$72.41 million in licensing fees to the

national treasury in 2018, on 292,999 metric tons of fish caught within the FSM EEZ<sup>152</sup>.

In an effort to conserve and support local artisanal fisheries, the FSM Congress passed in 2016 Public Law No. 19-167 which declares a closed area the 12-mile seaward of the territorial sea prohibiting commercial fishing and exploitation of natural resources, adding 184,948 square kilometers to the FSM no commercial fishing zone.

NORMA has also recently implemented the Pacific Regional Oceanscape Program (PROP), a partnership with the World Bank that aims to help FSM sustainably increase the benefits from FSM's coastal fisheries.

As part of this project a nation-wide coastal fisheries assessment was commissioned to guide the planning and development of a coastal fisheries project to enhance export earnings, support livelihoods, food security and dietary health.



<sup>152</sup> This is a large increase from the annual average of \$14.86 million collected for the period of 1999 – 2011, and a doubling over the five year period 2013-2018, from \$35.33 million in 2013 to the \$72.41 million in 2018 (NORMA and National Government Audits).



A survey was conducted over a period of one year, and it included the following activities:


- Review and situational analysis on existing biological and socio-economic conditions for selected communities;
- Review of existing data and reports of FSM's coastal fisheries;
- Identification of the coastal fishery value chains in each community targeted for support;
- Selection of initial sites; and,
- Identification of the activities (or types of activities eligible) to be financed in a coastal fisheries project across the sites identified.

Projects such as these are critical as 79% of households in FSM generate income from subsistence activities<sup>153</sup>, accounting for 13% of total household income across the nation.

The Micronesia Challenge (MC) is a regional initiative launched in 2006 by the governments of Palau, the FSM and the Marshall Islands to effectively conserve 30% of near-shore marine resources, and 20% of terrestrial resources across Micronesia by 2020.

Since then, the FSM has made significant progress in achieving the 10% of coastal and marine areas under protection. The nation's most recent State of the

Environment (SOE) Report published in 2018 indicates that across the Federation there is a total surface area under MPA protection of 2,135 km<sup>2</sup>.



Across the many islands of FSM, there exists an estimated 14,517 km<sup>2</sup> of reefs, providing coastal protection and much of the livelihood of the majority of FSM citizens. This means that MPAs – in total – cover 14.7% of the Federation's reef areas.

The States have joined successive Presidents<sup>154</sup> in working to protect essential marine areas as well. Since the Protected Area Network (PAN) Policy Framework passed by the FSM Congress in 2015<sup>155</sup>:

<sup>154</sup>The **FSM for 10%** campaign was a key pillar of President Peter Christian's Administration (2014-2018), an initiative throughout the four FSM States to recognize the commitment to SDG13.

<sup>155</sup>Passed by the 20<sup>th</sup> Congress, the policy framework acknowledges and adopts a Program of Work on Protected Areas (PoWPA), including establishment of criteria for PAN sites, creates monitoring protocols, establishes an application process to draw down MC Endowment funds and operationalizes and executes the FSMs commitment to the MC.

<sup>153</sup>Subsistence income is generated from the value of home-produced and consumed goods (2013/14 HIES).

- the Kosrae State legislature passed the 12-mile extension resolution at its 9th special legislative session in September 2016;
- the Chuuk State legislature passed a landmark Coastal Fisheries Act in 2018;
- the Chuuk State Legislature passed the Chuuk PAN bill; and,
- a Draft PAN bill for Yap was revised and submitted to the Yap State Governor for consideration.

Finally, as it relates to conservation, the FSM has recently signed a Memorandum of Understanding with the Waitt Institute and Blue Prosperity Coalition to protect 30% of our marine resources by 2030, and heightened collaboration with like-minded organizations. This MOU begins a five-year program of work to further enhance our national efforts to meet the targets of SDG14<sup>156</sup>.

### Challenges

Coral dredging and sand mining are particularly difficult issues<sup>157</sup> that are having serious adverse impacts, creating tremendous human-induced disruption of coastal processes, and a corresponding decline of coastal biodiversity. Sedimentation from these activities has contributed to the degradation of

near shore coral reef ecosystems in all four states<sup>158</sup>.



Coral is a necessary component of development on islands, useful as inexpensive fill material for homes and used in construction of homes, roads and other infrastructure – yet coral dredging is a process that is highly destructive to reefs and negatively impacts coastal fisheries.

Unsustainable fishing methods (the incidence of nighttime spearfishing and small-mesh gillnets) increased from 75.5% to 81.9%, and catch-per-unit effort decreased from 3.4 ± 0.1 to 3.2 ± 0.4kg/h per fisher for the period 2009-2015 <sup>159</sup> . Commercialized nighttime spearfishing is perhaps the most damaging and now accounts for 75% of all inshore fish captured within the Federated States of Micronesia.

Finally, climate change induced sea-level rise is likely to have significant impacts to not only marine biodiversity but people as well. The economic effects of climate change on the coastal zones where the majority of people live will be high, as whole communities will have to be moved and infrastructure costs increased to be able to withstand it. Continued sea level

<sup>156</sup>A recent national naming campaign resulted in the selection of 'Blue Prosperity Micronesia' as the name of the program of work.

<sup>157</sup>These materials are the foundation of development on the islands, along with earth moving and rock quarrying.

<sup>158</sup>*State of the Environment Report*, 2018.

<sup>159</sup>Pohnpei State Office of Fisheries and Aquaculture (OFA), 2018.

rise, warmer ocean waters, super typhoons and coral bleaching can be expected if current global trends continue.

With concerns of these, in part because of a request from the FSM, the International Law Commission (ILC) decided in 2019 to include the topic of "Sea-level rise in relation to international law" on its program of work to address three main sets of international law elements pertaining to sea-level rise: 1) law of the sea issues (e.g. maritime boundaries, maritime zones, the status of islands), 2) statehood (e.g., what happens if sea-level rise inundates part of or all of a State's territory), and 3) protection of persons (e.g., humans rights implication for climate change-induced migration).

### Way Forward

Given the importance of coastal marine resources for food and income in FSM, there is a need for sustainable coastal resource management<sup>160</sup>.

Diversity and quantity of fish have improved where local marine protected areas have been established and enforced. This effort, along with awareness-raising and community ownership, should continue apace.

Some Relevant **SDG14 documents** in FSM are:

- Reconstruction of Total Fisheries Catches for the FSM (1950-2010)

- The State of Coral Reef Ecosystems in Micronesia 2015
- Final Report of the FSM Coastal Fisheries Assessment, PROP Project 2018
- 2014 FSM Fact Sheet on Household Fishing
- Regional Roadmap for Sustainable Pacific Fisheries (FFA and SPC) 2015

---

<sup>160</sup>2014 FSM Fact Sheet on Household Fishing, National Statistics Office.

**Pohnpei State Highlight**



Founded in 1997 as part of the Ponape Agriculture and Trade School, **MERIP** implements sustainable development projects for rural communities in Pohnpei and the Micronesia region. The main focus is developing low-impact aquaculture as a means of income generation for communities who sponsor and support marine protected areas. MERIP also educates communities in climate change mitigation and adaptation, collaborates with regional institutions in water quality monitoring, provides research facilities for visiting scientists, and develops local entrepreneurship through financing and business education for community groups and students.



SDG 15: LIFE ON LAND



**Priority Targets**

FSM has prioritized six targets relating to nation-wide conservation and restoration efforts on forests and riparian ecosystems, sharing of benefits, illicit trafficking of wildlife, and prevention of invasive alien species under this Goal. Targets 15.1, 15.2 and 15.8 are discussed further here.

**Target 15.1**

**Ensure the conservation, restoration and sustainable use of terrestrial and inland freshwater ecosystems and their services, in particular forests, wetlands, and mountains.**

**Target 15.2**

**Promote the implementation of sustainable management of all types of forests, halt deforestation, restore degraded forests and increase afforestation and reforestation.**

**Target 15.4**

Ensure the conservation of mountain ecosystems, including their biodiversity, in order to enhance their capacity to provide benefits essential for sustainable development.

**Target 15.6**

Promote fair and equitable sharing of the benefits from the use of genetic resources.

**Target 15.8**

**Introduce measures to prevent the introduction and reduce the impact of invasive alien species and control or eradicate the priority species.**

**Target 15.A**

Mobilize and significantly increase financial resources from all sources to conserve and sustainable use biodiversity and ecosystems.

**Selected Target Assessment & Progress**

Terrestrial ecosystems produce the largest local inputs to the macro-economic fabric of society in the form of betelnut, Sakau (kava), coconut, citrus and various staple root crops of taro, yam and cassava. More importantly, functioning apex terrestrial ecosystems ensure the long-term viability of sustainable human settlements.

The total land area of the High Islands of FSM is dominated by Upland<sup>161</sup> and Agro Forests. This highlights the significance that both of these forest types have: they dominate and regulate the landscape of the largest and most populated places in the Federation<sup>162</sup>.

Type of land (high islands)	HECTARES (HA)
Reserved land	1,305
Mangroves and Marsh	9,112
Swamp forests	1,014
Upland forests	20,871
Palm forests	1,383
Agroforests	19,366
Secondary vegetation	4,020
Grasslands	3,825
<b>Total land area</b>	<b>70,896</b>

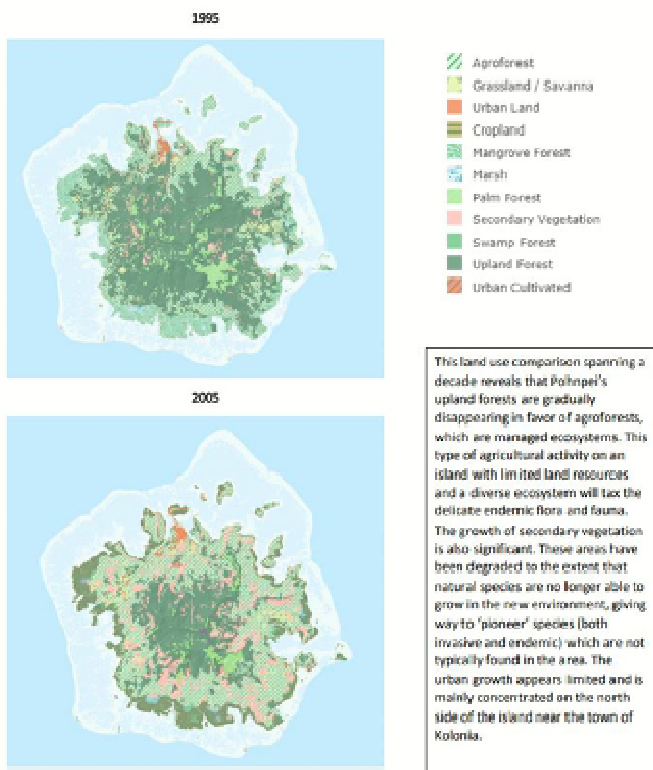
In 2016, the FSM Forest Inventory Analysis (FIA) showed that the percentage of forest area showing signs of disturbance from human activities and climate events was 45%

<sup>161</sup>Sometimes referred to as Montane or Cloud Forests.

<sup>162</sup>For the atoll islands of the FSM, which make up a much smaller land area, but are many, the primary forest type is Strand (coastal) and Agro forest dominated by coconut palm trees.

(FSM SOE 2018). Nonetheless, there may be perhaps no island nation in the modern era more focused on protecting its limited forests for continued sustainable use than the FSM.

No major changes in forest structure were observed for the period 2006-2017, from the largest forest in Pohnpei – around 330km<sup>2</sup> – to the smallest forest in Yap – 70km<sup>2</sup>.



<sup>1</sup> All data collected by the Island Research and Education Initiative

Perhaps nothing highlights this better than the National Biodiversity Strategy and Action Plan (NBSAP), first developed after the turn of the century in 2002. This action plan serves as the basis of activities in the FSM to fulfill FSM's obligations under the Convention on Biological Diversity (CBD), and to the commitment to Agenda 2030.

In 2018, the FSM updated its NBSAP as well as the four State Biodiversity Strategy Action Plans (BSAPs). The opening statement from the NBSAP 2018-2023 says everything you need to know about this nation's deep-rooted values to sustainability:

*In the Federated States of Micronesia we are blessed with beautiful and bountiful natural environments, and our enduring traditional cultures. We find ourselves the guardians of some of the richest biodiversity in the world and, coupled with our strong and diverse traditions, are in a position to conserve both our natural heritage and social heritage together. This combination of nature and society is very powerful.*

FSM has also been active in recent years with a number of reforestation and afforestation campaigns, including in 2020, where selected communities in Chuuk and Kosrae were part of a **Greenbelt Nursery Establishment and Training** program of work<sup>163</sup>. This is an ongoing initiative to reestablish natural coastal buffers – a 'Greenbelt' – to mitigate against erosion, sea level rise and storms.

<sup>163</sup>This included the construction of 10 greenhouses, multiple separate trainings with communities on Greenbelt species identification, seed collection, alternative natural potting and growing materials, nursery operations and management, and ultimately, the planting of 30,000 seedlings in Kosrae, and 70,000 seedlings in Chuuk.

## The Coastal Greenbelt



A field guide to natural restoration and resilience in the Federated States of Micronesia



Aforestation of coastal zones has been one of the key grass roots projects undertaken.

Each of the State Forestry Divisions also has year-round staff that operates nurseries to propagate and grow native forest species for the purpose of reforestation of critical habitats<sup>164</sup>. These nurseries are used to rapidly replant areas damaged by extreme weather events.



Each of the Forestry Units in the FSM States maintain nurseries for the growing of seedlings for endemic species of trees and replanting into the landscape

<sup>164</sup>One good example is the Tahiti Chestnut (*Inocarpus fagifer*), which is a hard evergreen with a dense canopy and large edible seeds/nuts that is a cornerstone species in riparian zones of streams, springs and rivers.

The Micronesia Conservation Trust (MCT) is currently deploying an Alternative Livelihoods Program that aims in part to provide communities with alternatives when faced with the choice between, a) a long term conservation initiatives - such as the establishment of a marine protected area or a forest reserve - or b) the immediate incomes and needs of a household. Currently, MCT's Livelihoods team is working on coconut seedling nurseries as well as climate resistant alternative crops with PGS groups in two of the lagoon islands of Pohnpei<sup>165</sup>.

Invasive species efforts are also quite proactive in the FSM. The Micronesia Conservation Trust in 2020 commissioned local experts to develop a series of Emergency Response Plans (ERPs), which will be utilized by the **iSTOP Task Force**<sup>166</sup>, as well as the State Invasive Species Task Forces when and if any outbreaks occur<sup>167</sup>.

### Challenges

In addition to the ongoing pressures brought about by climate change, biodiversity in the FSM faces a number of other threats.

<sup>165</sup>This is facilitated through an MOU with the Vital C4Life program of work, noted and described previously in this report.

<sup>166</sup>Invasive Species Task Force of Pohnpei.

<sup>167</sup>ERPs have been developed for nation-wide use against the Brown Tree Snake, the Little Red Fire Ant, and the Coconut Rhinoceros Beetle, amongst others.

An assessment of the proportions of selected amphibians, birds, mammals and plants affected by different threats suggested that 90% of assessed species in the FSM are affected by habitat loss, 38% by invasive species, 48% by overexploitation and 10% by pollution. Whilst the numbers of species assessed in this analysis were fairly low, this does illustrate the pressure that biodiversity in the FSM is under<sup>168</sup>.

Environmental degradation and conversion represents a significant threat to biodiversity, with any development activity having the potential to impact important ecosystems.

Small islands are particularly vulnerable to the effects of alien and invasive species, which are most commonly introduced via air transport and shipping.

### Way Forward

Maintenance and enhancement of all forests in FSM is paramount to serve as a defense against climate change and to provide essential ecosystem services to our people. From ridge to reef our forests must be protected.

Some relevant **SDG15 documents** in FSM are:

- FSM Environment Stats and Economic Accounting Assessment Report 2017
- FSM Forest Inventory Assessment 2016

- FSM Environment Data Portal 2020 (SPREP)
- FSM SWARS 2010-2015+
- Country Report Updates Forest Action Plan (USFS) FY2010-2015
- FSM Forest Resources, Pacific Northwest Research Station 2006

---

<sup>168</sup>Kingsford et al (2009), as noted in the FSM SOE 2018.



**Kosrae State Highlight**



Ten families who make up the group known as the **Yela Environment Landowners Authority (YELA)** continue to benefit from their commitment to conservation and sustainable development. In April 2020, the Micronesia Conservation Trust (MCT), who manages the Yela Conservation Easement Endowment Fund, released \$21,111 to the families. The easement was established in 2014 and this is the fifth year that the family has received the conservation easement dividend. The Yela forest is a special place that is home to the world's last remaining *Terminalia carolinensis* forest stand in the world, locally known as Ka. The conservation easement is a first of its kind in the entire Pacific.



Photo by Olivier Wortel

## 4.4 PEACE



The FSM Constitution guarantees freedom of expression, peaceable assembly, association, petition, non-establishment of religion, and free exercise thereof. Capital punishment is prohibited and the cultural practice of forgiveness is accepted as redress in the local and state courts. In this chapter we discuss Targets 16.2 and 16.5.

SDG 16: PEACE, JUSTICE AND STRONG INSTITUTIONS



**Priority Targets**

FSM has prioritized six targets relating to a peaceful, just and inclusive society, focusing on the reduction of violence, human trafficking, rule of law, corruption and crime, accountability and transparency, and the overall security and safety of society for this Goal. Targets 16.2 and 16.5 are discussed here.

**Target 16.1**

Significantly reduce all forms of violence and related death rates everywhere.

**Target 16.2**

**End abuse, exploitation, trafficking and all forms of violence against and torture of children.**

**Target 16.3**

Promote the rule of law at the national and international levels and ensure equal access to justice for all.

**Target 16.5**

**Substantially reduce corruption and bribery in all their forms.**

**Target 16.6**

Develop effective, accountable and transparent institutions at all levels.

**Target 16.9**

Provide legal identify for all, including birth registration.

**Selected Target Assessment & Progress**

One of the sustained hallmarks of the FSM is that it is by and large an outwardly peaceful society<sup>169</sup>. It is also very much a young population, in terms of numbers, with a total of 44,144 children and youth aged 0-17 throughout the islands<sup>170</sup>.

The FSM Constitution guarantees freedom of expression, peaceable assembly, association, petition, non-establishment of religion, and free exercise thereof. The Constitution explicitly recognizes the right of the people to education, health care, and legal services. Similar rights guaranteed to individuals are also found in the State constitutions. Capital punishment is prohibited in FSM.

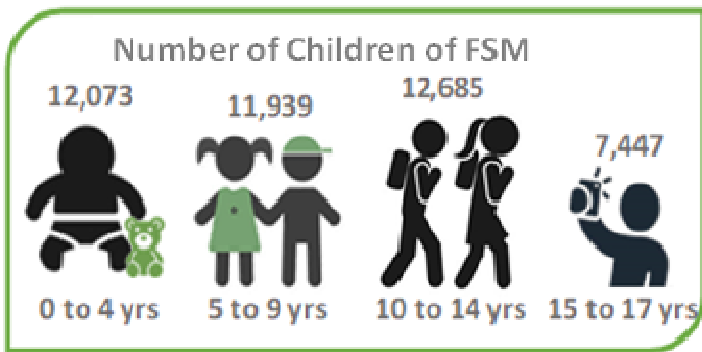
48.5 per cent of all children live in Chuuk, 34.9 per cent in Pohnpei, 10.0 per cent in Yap and 6.6 per cent in Kosrae. A total of 44 per cent of the population of Chuuk was recorded to be 17 years or younger, with the child population standing at 42.5 per for Pohnpei, 43.9 per cent for Kosrae and 38.9 per cent for Yap. This makes child protection especially important.

---

<sup>169</sup> This can easily be seen by the FSM's current National Development Plan, which includes strategic aims and indicators around sustainable economic development, private sector development, agriculture, fisheries, tourism, environment, health, education and gender.

<sup>170</sup>With a total population of 102,843, this represents 49% of the total population.





Source: 2010 FSM Census

In 2016, FSM ratified the Convention on the Rights of Persons with Disabilities (CRPD). Children with disabilities are supported by the state until they reach 21 years and a national special education program is dedicated to support children with disabilities<sup>171</sup>.

In 2012, the Australian government set up an aid fund for Pacific women to improve their political, economic and social opportunities, with funding of approximately AU\$ 1.4 million for a period of 10 years from 2015<sup>172</sup>.

In addition, the FSM became a party to the Optional Protocol on the sale of children child prostitution and child pornography in 2012 and to the Optional Protocol on the involvement of children in armed conflict in 2015.

The FSM has also passed a human trafficking law (17-38, 2012) which seeks to protect the most vulnerable. The FSM Department of Justice also reorganized itself by

establishing a separate Division of Anti-Human Trafficking within the National Government<sup>173</sup>.

The AHT Division has a standard operating procedure with respect to handling human trafficking cases that requires essential services to be provided to victims, including psychological care and monitoring.

The nation as a whole has intensified its efforts towards combating human trafficking, and these efforts include investigation, prosecution and sentencing. Some of the successful prosecutions involved the defendants to pay restitution and serve jail time<sup>174</sup>.



In FSM there are specially designated victims shelter facilities for human trafficking victims and court witnesses of trafficking cases. This is a facility in Mwan village, on the island of Weno, Chuuk where victims are provided with health, medical and rehabilitation services and support while awaiting court hearings.

<sup>173</sup>This reorganization took effect in 2017, under President Peter M. Christian.

<sup>174</sup> The national anti-trafficking law criminalized sex trafficking and labor trafficking and prescribed penalties of up to 15 years' imprisonment, a fine of \$5,000-\$25,000, or both for offenses involving adult victims, and up to 30 years' imprisonment, a fine of between \$5,000-\$50,000, or both for offenses involving child victims; <https://www.state.gov/wp-content/uploads/2019/06/2019-Trafficking-in-Persons-Report.pdf>

<sup>171</sup>State Party Report to the Committee on the Rights of the Child 2017.

<sup>172</sup>Australian Government, 'Pacific Women Shaping Pacific Development'.



In relation to Target 16.5, in 2012, FSM became a State party to the United Nations Convention against Corruption (UNCAC). The national initiative of implementing measures to strengthen accountability in government service based upon the result of the country review as a State party to the UNCAC<sup>175</sup>.

UNODC and UNDP, through the UN Pacific Regional Anti-Corruption (UN-PRAC) Project, have supported FSM over the past eight years on preventing and fighting corruption. In the last year, UN-PRAC supported FSM with its legislative and policy frameworks, notably developing a National Anti-Corruption Strategy (NACS), which included supporting the National Workshop for the Development and Implementation of a NACS, and reviewing the draft Freedom of Information Bill and Whistleblower Protections Bill.

The capacity-building of FSM was also supported. For example, FSM participated in training on Financial Investigations and Prosecutions in 2019<sup>176</sup>.

## Challenges

The FSM is making real efforts to addressing issues of national concern, including gaps on corporal punishment, child protection, women’s rights and social justice. The national Department of Health and Social Affairs, with

support from UNICEF, is taking the lead in addressing these gaps, with a plan to develop a comprehensive child protection legal and policy framework appropriate for FSM States.

A recent assessment of FSM’s social protection system ranks it as the highest within the PICTs group in terms of its comprehensiveness and impact. However, social protection is limited to formal sector workers, and excludes the majority of workers who operate in the informal economy, therefore is not targeted to the poorest members of society<sup>177</sup>.

FSM lacks comprehensive child protection legislation or a national child protection policy or plan of action. The National Youth Policy 2004–2010 (applicable to young people between the ages of 15 and 24) included a focus on youth and justice, but not child protection more broadly.

Some relevant **SDG16 documents** in FSM are:

- National Youth Policy 2004-2010
- Situation Analysis of Children in the FSM UNICEF 2017
- Trafficking in Persons Report US State Department 2019
- UNCAC Review Reports and Executive Summaries<sup>178</sup>

<sup>175</sup>FSM’s executive summaries, including recommendations on UNCAC implementation are available online.

<sup>176</sup>United Nations Office on Drugs and Crime (UNODC) website showing the Executive Summary of the FSMs two country reviews.

<sup>177</sup>From the Situation Analysis of Children in FSM (UNICEF) 2017.

<sup>178</sup><https://www.unodc.org/unodc/en/corruption/country-profile/countryprofile.html#?CountryProfileDetails=%2F>

- Gender Equality and Female Empowerment USAID 2012
- UN General Assembly Human Rights Council Working Group on the National Universal Periodic Review for FSM 2010

### Pohnpei State Highlight



A number of civil society organizations (CSOs) and youth groups also provide prevention programs, such as Youth for Change, which conducts awareness-raising for youth in communities... Youth-4-Change is a youth group that train young individuals to become peer educators and leaders in the Pohnpeian Community. Currently support by Pohnpei Department of Health's Behavioral Health Program. Operate on available funding and current grant from Dept. of Health Pohnpei State. Staff in service are on voluntary basis.

## MEANS OF IMPLEMENTATION





## 4.5 PARTNERSHIPS

### 17 PARTNERSHIPS FOR THE GOALS



Nothing works without partnerships. This is true at any level of society: from the family to the highest international forums. The FSM both relies and has relied upon key partnerships to achieve its development ambitions. Some of these key partnerships cover a broad range of national development priorities and include the Enduring Partnership with the United States enshrined in the CoFA, the Micronesia Challenge, the Micronesia Islands Forum, the SIDS Partnership Framework, and the Pacific Roadmap for Sustainable Development to name but a few. In this chapter we discuss Targets 17.1, 17.3, 17.6 and 17.19.



SDG 17: PARTNERSHIPS FOR THE GOALS



**Target 17.1**

**Strengthen domestic resource mobilization, including through international support to developing countries, to improve domestic capacity for tax and other revenue collection.**

**Target 17.2**

Developed countries to implement fully their ODA commitments, including achieving the target of 0.7 percent of GNI for ODA to developing countries and 0.15-0.20 percent to least developed countries.

**Target 17.3**

**Mobilize additional financial resources for developing countries from multiple sources.**

**Target 17.4**

Assist developing countries in attaining long-term debt sustainability through coordinated policies aimed at fostering debt financing, debt relief and debt restructuring.

**Target 17.6**

**Enhance North-South, South-South and triangular regional and international cooperation on and access to science, technology and innovation at the UN level.**

**Target 17.8**

Fully operationalizes the technology bank and science, technology and innovation capacity building mechanism and enhance the use of enabling IT technology.

**Target 17.12**

Realize timely implementation of duty-free and quota-free market access.

**Target 17.18**

By 2020 enhance capacity building support to SIDS to increase significantly the availability of high-quality and timely and reliable data.

**Target 17.19**

**By 2030 build on existing initiatives to develop measurements of progress on sustainable development that complement GDP and support statistical capacity building.**

**Priority Targets**

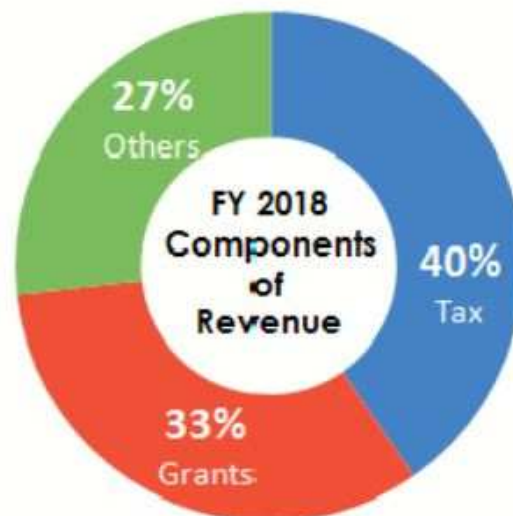
FSM has prioritized nine targets relating to strengthening domestic resource mobilization, accessing ODA and additional financial resources, technical assistance and capacity building, technology transfer, taxes and remittances. Targets 17.1, 17.3, 17.6 and 17.19 are discussed further here.

**Selected Target Assessment & Progress**

SDG 17 is the only goal that is weaved thru and enables the implementation of the other 16 interlinked goals.

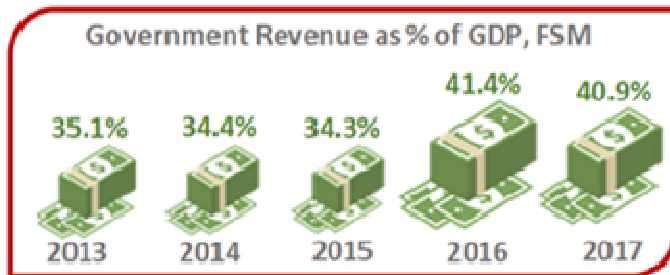
**Financing for the Goals**

Government finances in the FSM are comprised of taxes, grants and other revenues <sup>179</sup>, with domestic revenues contributing the largest proportion.



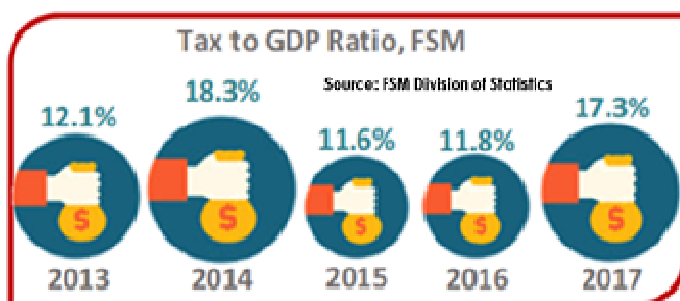
<sup>179</sup>Other revenues include property income, royalties (e.g. fishing fees), sales of goods and services and other administrative fees.

Government revenues on the whole have been increasing over the last five year period.



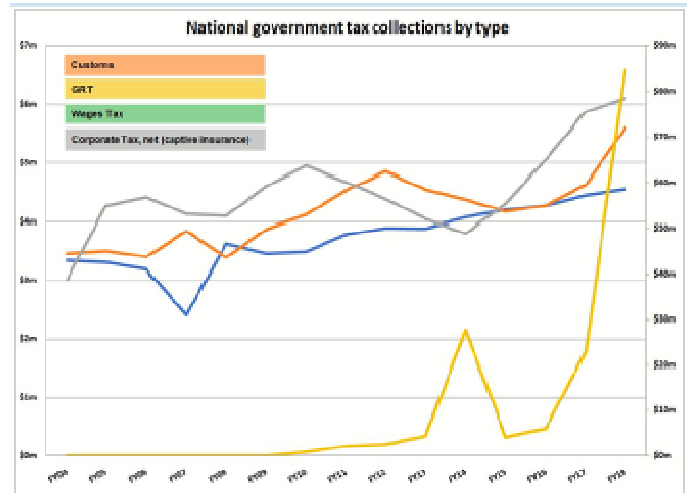
Domestic resource mobilization has improved over the last decade. The primary sources of domestic revenue for the FSM are fishing license fees (see SDG14 chapter for further discussion), captive insurance<sup>180</sup>, and domestic fees and taxes on businesses and individuals.

There are four main taxes in the FSM. These are customs taxes, Gross Revenue Taxes (GRT), wage taxes (e.g. Social Security and corporate taxes (e.g. captive insurance), all of which have increased over the last decade.



<sup>180</sup>The captive insurance scheme in FSM is run by Micronesia Registration Advisors (MRA) through a contract with the government of FSM, and was established in 2005 to promote the FSM Captive Insurance domicile and the FSM Corporate Registry Program to corporations in East Asia (<http://www.mra.fm/>).

The GRT has seen the most significant increase, exponentially increasing over the last decade.



Per the FSM NSO for FY18, domestic revenues provide the majority of financing for the government to achieve the SDGs. This is a trend that portends well for the nation as it proceeds forward in the Decade of Action.

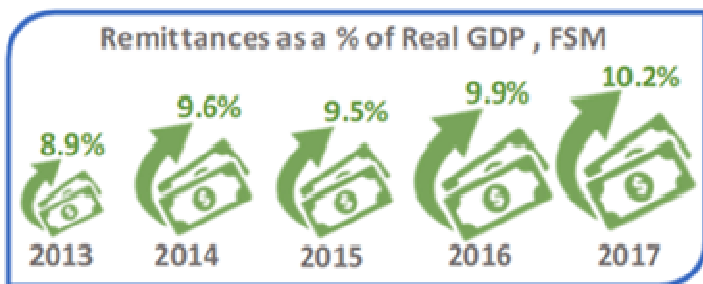
The contribution of overseas development Assistance (ODA) into the FSM forms a large part for financing the Goals. ODA – otherwise referred to as ‘Grants’ - is dominated by the revenue flows from the United States Compact financial provisions that cover the major sectors of Education, Health, Infrastructure, Environment, Public Sector and Private Sector, and the main economic drivers of Agriculture, Tourism, Fisheries and Energy<sup>181</sup>.

<sup>181</sup>JEMCO met in Honolulu, Hawaii on September 4<sup>th</sup>, 2019 and adopted Resolution 2019-1, which approved an allocation of \$56,689,446 for the Government of the Federated States of Micronesia in Compact Sector grants for Fiscal Year (FY) 2020.

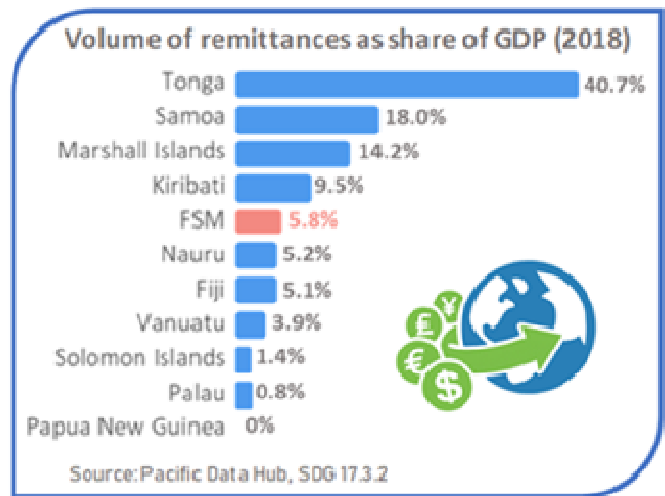
Bolstering the ODA CoFA revenue flows are the multitude of US Federal Grants also available to the State in the priority sectors.

Beyond this, bilateral and multilateral agreements with other foreign governments, as well as MOUs with national, regional and international NGOs allow for the flow of Overseas Development Assistance (ODA) for program and project related activities that really form the basis for the community-level, grass-roots achievement of the SDGs at the state and local level.

FSM is mobilizing additional resources through increasing remittances from the population of Micronesians living abroad<sup>182</sup>. The volume of remittances as a percentage of GDP has continued to increase over time, to where remittances are an important component of the social safety net.



In comparison with other Pacific countries, the FSM is the fifth largest recipient of remittance as a share of overall GDP (FY2018).



This can be attributed primarily to the provisions in the CoFA that allow for the free movement and residency of FSM citizens in the US and its territories<sup>183</sup>.

### Partnerships

Partnerships to deliver the Goals are critical. This includes multi-sectoral, inter-state, regional and international partnerships. FSM has established strategic partnerships at each of these levels to meet the priority needs of the three dimensions of the SDGs.

Some of the key partnerships include the response and preparedness to COVID-19 that involved the following:

- UN Regional and Country Team - supporting the implementation of FSM COVID-19 Response Framework
- EU – Ireland Fund for COVID19 response;

<sup>182</sup> "Development in Migration and Remittance Flows Among FSM Migrants and their Socioeconomic Effects"; [http://devpolicy.org/Events/2016/Pacific%20Update/3a%20Labor%20Mobility%20and%20Migration/3a\\_Michael%20Levin\\_Consultant%20FSM\\_2016%20Pacific%20Update%20Conf.pdf](http://devpolicy.org/Events/2016/Pacific%20Update/3a%20Labor%20Mobility%20and%20Migration/3a_Michael%20Levin_Consultant%20FSM_2016%20Pacific%20Update%20Conf.pdf)

<sup>183</sup>The majority of migrants reside in Hawaii and Guam, followed by Washington State, Arkansas, Oregon, California, Texas, CNMI, Oklahoma, Arizona, Missouri, Georgia, Colorado and Iowa ([file:///C:/Users/Admin1/Downloads/GAO%20\(1\).pdf](file:///C:/Users/Admin1/Downloads/GAO%20(1).pdf)).

- US – CARES ACT 2020 provides funding to all US territories and commonwealths;
- ADB – to assist pandemic response plans and economic support;
- World Bank – Covid-19 Emergency Response Projects – Fast Track Facility.

The **UN Pacific Strategy 2018-2022** was developed with a strategic outlook prioritizing areas where the UN can have the greatest impact and where UN agencies have both a mandate and a comparative advantage. The five-year plan will bring together the complementary assets of the UN system, to accelerate progress towards the SDGs through the broad spectrum of UN expertise,

For the year 2018, total UN expenditures amounted to \$5.93M in the areas of environment, climate change and disaster risk reduction, gender equality, inclusive growth and poverty reduction, basic services, governance and human rights<sup>184</sup>.

On September 25<sup>th</sup>, 2019, His Excellency David W. Panuelo, President of the Federated States of Micronesia (FSM), signed on behalf of the FSM National Government a Memorandum of Understanding (MOU) with the Blue Prosperity Coalition to protect 30% of its ocean by 2030<sup>185</sup>.

---

<sup>184</sup>UN Pacific Strategy Annual One UN Country Monitoring Report 2018.

<sup>185</sup>Announced on the margins of the 74<sup>th</sup> United Nations General Assembly at the Bloomberg Global Business Forum, the MOU is the beginning of a partnership between the FSM and the Blue Prosperity Coalition working together to ensure the sustainable use of ocean

The SAMOA Pathway is a partnership that serves as SIDS' blue print and contribution to the 2030 Sustainable Development Agenda and the Sustainable Development Goals. An outcome of the Third International Conference on SIDS is the **SIDS Partnership Framework** and a **Steering Committee** that monitors and ensures effective and durable partnerships in the means of implementation of the SDGs<sup>186</sup>.

Another key partnership that ties together governments and civil society is the **Micronesia Challenge**. The Micronesia Challenge Community is a global network, both on-line and on-the-ground, of islanders and leaders who work with international governments and organizations, corporations, schools, and educators<sup>187</sup>.

The Micronesia Challenge itself is multi-jurisdiction commitment between The Federated States of Micronesia, the Republic of the Marshall Islands, the Republic of Palau, Guam, and the Commonwealth of the Northern Marianas Island. The effort is supported by the

---

resources for economic growth, improving the livelihoods of communities, and protecting the health of ocean ecosystems.

<sup>186</sup>

<sup>187</sup>At the 24<sup>th</sup> Micronesian Island Forum (MIF), 10-11 July 2019, the leaders recognized the enormous accomplishments of members through the Micronesia Challenge Initiative and committed to the Micronesia Challenge- MC 2030, which will build on the success and accomplishments of the MC, and pursue a collective approach to address critical issues such as sustainable livelihoods, fisheries management, enforcement capacity, and climate-related disaster risk reduction and management. These updated targets are aligned with jurisdictional priorities and the United Nations' 2030 Agenda for Sustainable Development Goals.



United States Department of Interior, the National Oceanographic and Atmospheric Administration (NOAA), and The Federal Ministry for the Environment, Nature Conservation and Nuclear Safety of Germany<sup>188</sup>.

The Micronesian Island Forum (formerly the Micronesian Chief Executives Summit) is also an important regional partnership<sup>189</sup> that reaffirms the commitment of each of the participants, on behalf of their people and their governments, to establish closer ties, strengthen cooperation, and agree on initiatives for the benefit of members and the entire Micronesian Region.

It has also been agreed through the Micronesian Presidents' Summit, in a letter jointly signed by all five Presidents, and transmitted to the United Nations' Secretary-General, that the FSM will host the upcoming United Nations Multi-Country Office (MCO). In addition, the Asian Development Bank and World Bank will be establishing full offices on our shores. Our Nation's sense of place in the World's stage is being taken to a new level—one that we can all be proud of.

Bilateral relations with foreign governments, particularly those with a diplomatic presence in FSM, include:

- The **FSM-US Enduring Partnership** is perhaps the most important relationship for the FSM and its sustainable development ambitions <sup>190</sup>. The Compact of Free Association (COFA) with the US provides for the security and the basic long-term needs of FSM people.
- The **Kizuna** with Japan is also a long-standing a deep partnership, with the provision of technical assistance through JICA, offering of scholarships and a multitude of small grants.
- **The Great Friendship** with China, which has experienced considerable growth over the last five years, particularly in support of many infrastructure projects in the priority area of roads, bridges and community and government buildings throughout the nation.
- The FSM partnership with **Australia** which is another strong bilateral relationship that supports joint policing and fisheries protection initiatives, as well as support to the Education sector with annual scholarships.

These efforts also include **partnerships for joint policing and police training** in areas ranging from personal crimes investigations (e.g. homicide and other violent crimes) to white-collar (i.e. financial) crimes investigations.<sup>191</sup>

<sup>188</sup><http://www.micronesiachallenge.org/>

<sup>189</sup>The U.S. Commonwealth of the Northern Mariana Islands (CNMI), the U.S. Territory of Guam (Guam), the Republic of Palau (Palau), the Republic of the Marshall Islands (RMI), the Federated States of Micronesia (FSM) and its states, Chuuk, Kosrae, Pohnpei and Yap.

<sup>190</sup>August 12, 2019, during US Secretary of State Mike Pompeo's historic visit to the FSM, President David Panuelo stated, "

*South-south cooperation* includes:

- FSM collaboration with the government of Nauru on the use of the Computer Assisted CAPI for Census;
- PAN (refer to SDG15 discussion above);
- Joint collaboration on policing and police training (see above);
- Telemedicine with Palau
- FSM -Solomon Islands on Referral network, family protection law and provision (refer to SDG5 discussion above) of essential services;
- India-UN development partnership fund- The India-UN development Partnership Fund is a dedicated facility within the United Nations Fund for South-South Cooperation which contribute to the realization by developing countries of the 2030 Agenda for Sustainable Development The Fund has supported, since its inception in 2017 two projects in the FSM namely on Climate Warning System for 7 Pacific Small Island Developing States (PSIDS), and on Strengthening Micronesia's National Gender Machinery to mainstream Gender in National and State Programs.

### **Public-private partnership**

- Sustainable transportation canoes partnership between Okeanos foundation and the national and state governments.

---

<sup>191</sup> During a meeting with the US Federal Bureau of Investigation (FBI) and US Ambassador the FSM, H.E. Carmen G. Cantor on Law Enforcement Cooperation, President Panuelo stated, "it is the intention of the Panuelo-George administration to further strengthen, expand, and promote the FSM-U.S. Enduring Partnership in the area of law enforcement cooperation."

### **Challenges**

The diversification of the economy remains a challenge. Fishing fees are a major revenue source, and for the States over 80% of their economies are supported by COFA grants, and this will become more relevant after 2023. FSM faces an unusually challenging task for the period up to the end of the Fiscal Year 2023, when US economic assistance accounting for 40% of FSM GDP and 70% of the annual budget to the FSM under the amended compact ends. The immediate challenge for the FSM is to ensure strong growth in the private sector through production from its own natural resources<sup>192</sup>.

### **Data and Statistics**

FSM has a statistical and census act of 1988, public law 5-77. A full assessment is yet to be done to determine compliance to Fundamental Principle of Official Statistics (FPOS). The act specifically mentions social and economic data but excludes data related to natural resources and environment.

The act gives the NSO authority to collect data from other agencies but does not mandate the other agencies to provide the information. It is a priority for the National Statistics Office to update their outdated Statistic Act.

The FSM statistical legislation is currently outdated. The Statistics and Census Act of 1988, or Public Law No. 577, is a

---

<sup>192</sup>Performance Audit of Preparedness for Implementation of the Sustainable Development Goals 2019.

framework that has been identified as one of two core challenges impacting on the performance of the national statistical system, with a review and update seen as of major strategic importance.

**There is a critical need for Capacity Development.** FSM is yet to meet the data demands of the 2030 Agenda for Sustainable Development, particularly the natural resources (13, 14, 15) and social indicators<sup>193</sup> of the Sustainable Development Goals.

### Way Forward

The FSM has developed its Strategy for Statistical Development 2020-2024 (SDS) in order to strengthen statistical capacity for coordination, resource mobilization and better decision-making.

The FSM-SDS places FSM’s production, collection and use of statistics in line with international best practice principles in that it requires statistical data production, collection and storage, methods and procedures to be grounded in scientific principles and professional ethics.

The FSM-SDS is intended to situate FSM statistics within an international context that utilizes cooperation and the application of international standards to lead to system improvements. The FSM-SDS is a comprehensive advocacy framework for statistics, to assess and address user data

needs, improve data quality, build statistical capacity and mobilize and leverage financial and technical resources (national, regional, and international). The FSM-SDS will serve to help:

- address national information and policy demands such as those involved in national budget planning;
- address regional and international policy commitments such as outlined in the Pacific Roadmap for Sustainable Development;
- Improve the value and use of statistics for evidence-based decision making;
- establishment of protocols for collection, classification, quality assurance, sharing and dissemination of statistics;
- provide an effective platform for collaboration, coordination, and consultation between stakeholders across the National Statistical System;
- ensure adequate and sustainable resources are in place, to deliver quality statistical products and services

FSM has conducted regular National Population and Housing Census. During the decade 2000 to 2010, the FSM conducted two national population and housing censuses in 2000, 2010 respectively. The next population census is scheduled to take place in 2020.

Additional surveys currently in planning phase are expected to produce high-quality, timely and reliable socio-economic data within the FSM national context. This data will be made available to help produce key SDG indicators which can assess progress on

---

<sup>193</sup>The current statistics law does not explicitly mention natural resource data collection, and includes data on climate change.

achievement of the Goals. The following planned surveys are up-coming:

1. National Social Indicators Survey 2021

<b>NSIS Targeted outputs</b>	<b>Total indicators</b>	<b>Total SDG indicators</b>
Respondent characteristics	21	5
Survive	5	2
Employment and Household income	5	2
Thrive (reproductive M/F and maternal health)	40	3
Thrive (child health, nutrition and development)	62	5
Learning (child education)	37	3
Protection (violence and exploitation)	16	6
Life (safe and clean environment)	13	7
Equity(equal chance in life)	16	4
<b>TOTAL</b>	<b>210</b>	<b>35</b>

2. Household Income and Expenditure Survey HIES 2021, that will include a multi-dimensional poverty index (MPI).

3. Agricultural survey 2022

4. System of Environmental-Economic Accounting – Central Framework (SEEA)

- There is ongoing work to update the SEEA experimental account and include another priority areas<sup>194</sup>;

Improvements across the FSM National Statistical System (NSS) should start with strengthening the country’s institutional framework on statistics, specifically in reviewing and updating FSM’s current statistical legislation, Public Law 577of 1988, to provide:

- Better links between data and the formulation and development of plans and implementation; and,
- Clear guidelines on how to translate, or operationalize laws pertaining to the collection of specific statistics for specific purposes to achieve desired results.

And it is this very outcome the FSM Strategy for the Development of Statistics (FSM-SDS) is trying to achieve.

<sup>194</sup>An assessment for the SEEA was conducted in July 2017 and it identified the three areas of energy, water and waste. In 2017, energy experimental accounts were compiled.



**Yap State Highlight**



The Yap Department of Education (YDOE) and the Yap Public Transportation System (PTS) have a partnership established for the last couple of years that is intended to assist transportation needs of both students and community members. PTS, for many years, has provided transportation services to local communities. They have the experienced drivers, the skilled mechanic staff to maintain the buses, and the infrastructure to manage transportation services. Rather than to create a separate bus system under the YDOE to transport students to school, YDOE entered into a partnership with PTS whereby YDOE funds the purchase of school buses, provides a fuel allowance to PTS to help offset costs, and also provides ridership funds for their students.

This arrangement enables our needy students to ride the public buses at no cost to parents. It also allows PTS to continue needed services to local communities. Non-students pay their bus fares and ride alongside the students. In small communities, such as in Yap, partnerships that enable the sharing of expertise and resources across agencies are especially important.

## 5. CONCLUSION AND NEXT STEPS

The immediate next steps after the VNR process concludes will be to:

1. Update the key SDG priorities based on the VNR stakeholder consultations.

- The FSM has made progress in many of the SDGs, but we still have far to go to achieve the Goals. We are making strong and sincere efforts to develop sustainably to support our people, to help the planet, to achieve peace and prosperity and to maintain and grow partnerships. Implementation of the SDGs in FSM is not all progressing at the same pace.

2. Strengthening resource mobilization for accelerating implementation of the Goals.

- Financing for SDGs is provided through a variety of domestic and ODA revenue streams.
- Integrating SDGs into the annual budget process will ensure systematic implementation takes place.
- The continuous need to diversify revenue sources for financing is underscored from the review.
- Though negotiations are forthcoming, the termination of the funding provisions (Title II of US Public Law 108-188) of the Amended Compact of Free Association Treaty with the United States, which provides major support to key sectors in supporting

public infrastructure and socioeconomic prerogatives, looms. Coupled with limited human resource capacity in priority sectors such as education and health, delivery of necessary services to FSM citizens will be impacted;

- Remittances contribute a larger proportion of revenue into the FSM each year. This contribution

3. Continuous stakeholder engagement at all levels.

- The Review highlights the need to strengthen coordination and partnership mechanisms for:
  - Development partners
  - National Working Group
  - State Focal Points
  - Local Counterparts
  - Civil Society
  - Private Sector
  - Philanthropic Organizations
- Engaging with the Leadership on a regular basis on SDG progress.

4. Continue dialogues with users on key policy areas for the SDGs.

- The Review has highlighted that FSM has many good policies with the need to harmonize all these efforts.
- This will promote government efficiency, effectiveness, transparency and accountability, as

well as garner development partner support.

- More support for developing social protection and preparedness and recovery will be needed, particularly in the areas of health, sanitation, waste management, education, gender, and critical water and food security.
  - The need for continuous awareness raising and integration and integration of SDGs into programming, policies, plans and activities.
5. Support capacity to effectively update and report on the SDGs.
- FSM recognizes the importance of collecting and reporting data against the SDG indicators relevant, quality and timely statistics provide evidence for national decision making and policy. FSM has made efforts to identify relevant SDG indicators.
  - Data limitations for some indicators hinder proper assessment of the progress made or lack thereof. In particular, the SDGs under Planet - 12 through 15 – face serious data gaps that need to be addressed urgently.
  - Data related complexities remain a significant challenge in defining targets for the prioritized indicators for monitoring SDGs in the FSM.
  - While oceans are a priority for FSM, we are not able effectively monitor status and trends and thereby put in
- place the required actions and responses. Our livelihood as a Big Ocean State is threatened by the existential threat of climate change, overfishing and vulnerability to natural disasters and sudden shocks like COVID-19.
- The statistics law of 1988 should be amended to support data collection for SDG monitoring, including natural resources and remittances, among others.
  - Update the data and information in the SDG Dashboard using planned and new surveys and other ongoing reviews.
6. Advocacy for Accelerate Multi country office for the Micronesia region. We believe that the presence of the MCO will make the UN relevant to all its members and bring the UN system to the north pacific and help the FSM and the Micronesian sub region in its effort to implement the SAMOA pathway, 2030 Sustainable development agenda, Paris agreement, Sendai Framework and Addis Ababa.



## ANNEXES



CULTURE AND DIVERSITY

JPSantos Photography



## ANNEX 1: FSM SDG INDICATOR LIST

Annex 1: SDG Indicator Statistical Anri

Federated States of Micronesia - SDG Indicators Baseline Data By National and State Level

indicators	Tier	FSM National		Chuuk		Kosrae		Pohnpei		Yap		2020 Population and housing Census	2020/21 Household and Income Expenditure Survey HIES	2021 National Social Indicators Survey	2021 Tourist Exit Surveys	2022 Business Survey	2022 Agriculture survey	Other	
		Baseline		Baseline	Latest Data	Baseline	Latest data	Baseline	Latest data	Baseline	Latest data								
		2005-2009	2010-2015	2005-2009	2010-2015	2005-2009	2010-2015	2005-2009	2010-2015	2005-2009	2010-2015								
<b>Goal 1. End poverty in all its forms everywhere</b>												✓	✓	✓	✓	✓	✓	✓	✓
1.2.1 Proportion of population living below the national poverty line, by sex and age		29.9	41.2	28.7	45.5	34.5	21.0	33.9	39.2	19.4	39.4	✓	✓						
Poverty Gap Ratio (Proxy Indicator)		9.3	15.1	8.5	17.7	9.4	5.2	10.8	13.4	5.2	14.3	✓	✓						
1.a.2 Proportion of total government spending on essential services (education, health and social protection)		13.1	16.5	71.3	69.1	58.7	60.2	58.4	59.2	67.1	57.1							✓	
1.5.1 Number of deaths, missing persons and persons affected by disaster per 100,000 people		0.001																✓	
1.5.3 Number of countries with national and local disaster risk reduction strategies					2017		2016		2017		2016								
<b>Goal 2. End hunger, achieve food security and improved nutrition and promote sustainable agriculture</b>												2020 Census	2021 HIES	2021 NSIS	2021 Tourist Exit Surveys	2022 Business Survey	2022 Agriculture survey	Other	
												✓	✓	✓	✓	✓	✓	✓	
2.2.1 Prevalence of Food Poverty (Proxy)		11.0	9.9	12.2	16.6	8.8	0.0	10.9	2.6	4.0	10.0	✓	✓	✓					
2.2.1 Underweight Children under the age of 5 (Proxy)		15												✓					

2.4.1 Proportion of agricultural area under productive and sustainable agriculture																		✓
2.a.2 Total official flows (official development assistance plus other official flows) to the agriculture sector		na		na			na		na		na							
<b>Goal 3. Ensure healthy lives and promote well-being for all at all ages</b>												<b>2020 Census</b>	<b>2021 HIES</b>	<b>2021 NSIS</b>	<b>2021 Tourist Exit Surveys</b>	<b>2022 Business Survey</b>	<b>2022 Agriculture survey</b>	<b>Other</b>
												✓	✓	✓	✓	✓	✓	✓
3.1.1 Maternal mortality ratio (per 100,000 births)		161	32	98	49		0	108	15		32			✓				
3.1.2 Proportion of births attended by skilled health personnel		90	81	87.3	61	44	92	96	96		85			✓				
3.2.1 Under-five mortality rate (per 1,000 births)		42	14		20		24		4		24			✓				
3.2.2 Neonatal mortality rate		21.7	18.8											✓				
3.3.1 Number of new HIV infections per 100,000 uninfected population, by sex, age and key populations			2		0		0		5		0							
3.3.2 Tuberculosis incidence per 10,000 population		17	10	23	15	12	2	12	8		0							✓
3.3.4 Hepatitis B incidence per 100,000 population		1	2															✓
3.3.5 Number of people requiring interventions against neglected tropical diseases																		
3.4.1 Mortality rate attributed to cardiovascular disease, cancer, diabetes or chronic respiratory disease (per 100,000)																		
Cardiovascular			259		284		361		312		177							✓
Cancer			166		237		165		149		378							✓
Diabetes			177		197		375		180		106							✓
Chronic lung disease			37		29		60		62		25							✓





4.7.1 Extent to which (i) global citizenship education and (ii) education for sustainable development, including gender equality and human rights, are mainstreamed at all levels in: (a) national education policies, (b) curricula, (c) teacher education and (d) student assessment																		
4.a.1 Proportion of schools with access to:																		
(a) electricity;																		✓
(b) the Internet for pedagogical purposes;													✓					✓
(c) computers for pedagogical purposes;																		
(d) adapted infrastructure and materials for students with disabilities;																		
(e) basic drinking water;																		
(f) single-sex basic sanitation facilities;																		
(g) basic hand washing facilities (as per the WASH in																		
4.b.1 Volume of official development assistance flows for scholarships by sector and type of study		NA	NA															
4.c.1 Proportion of teachers in: (a) pre-primary; (b) primary; (c) lower secondary; and (d) upper secondary education who have received at least the minimum organized teacher training (e.g. pedagogical training) pre-service or in-service required for teaching at the relevant level in a given country		NA	NA															
Teachers with College degree		62.5		52.8		95.5		79		36.8								

Goal 5. Achieve gender equality and empower all women and girls												2020 Census	2021 HIES	2021 NSIS	2021 Tourist Exit Survey	2022 Business Survey	2022 Agriculture Survey	Other
												✓	✓	✓	✓	✓	✓	✓
5.2.1	Proportion of ever-partnered women and girls aged 15 years and older subjected to physical, sexual or psychological violence by a current or former intimate partner in the previous 12 months, by form of violence and by age	NA	24.1%	NA	42.6%	NA	24.3%	NA	13.5%	NA	15.1%							
5.2.2	Proportion of women and girls aged 15 years and older subjected to sexual violence by persons other than an intimate partner in the previous 12 months, by age and place of occurrence	NA	3%	NA	4.7%	NA	5.9%	NA	1.8%	NA	0.0%							
5.3.1	Proportion of women aged 20-24 years who were married or in a union before age 18													✓				
5.5.1	Proportion of seats held by women in national parliaments and local governments	0.0%	0.0%	2.6		0	0	4.3		0	0							
5.5.2	Proportion of women in managerial positions																	
5.b.1	Proportion of individuals who own a mobile telephone, by sex				33.7		11.8		19.1		33.7			✓				

ANNEX 2: CONTRIBUTING INSTITUTIONS AND ORGANIZATIONS TO FSM'S FIRST VNR

**List of Contributing Organizations**

Chuuk State Government

Chuuk Women's Council

FSM UN Mission

FSM Department of Education (NDOE)

FSM Department of Justice (DOJ)

FSM Department of Foreign Affairs (DFA)

FSM Department of Resources & Development (R&D)

FSM Department of Health & Social Affairs (DH&SA)

FSM Department of Environment, Climate Change, Emergency Management (DECEM)

FSM Department of Finance & Administration (DoFA)

FSM Overseas Development Assistance

International Organization for Migration (IOM)

Kosrae Department of Resource Economic Affairs (DREA)

Kosrae Island Resource Management Authority (KIRMA)

National Oceanic Resource Management Authority (NORMA)

Pohnpei State Government

Pacific Island Forum (PIF)

Pacific Community (SPC)

Tamil Resource Conservation Trust (TRCT)

United Nations Development Programme (UNDP)

United Nations Economic and Social Commission for Asia and the Pacific (UNESCAP)

United Nation Population Fund (UNFPA)

United Nation International Children Funds (UNICEF)

Vital FSM Petro Corp

World Health Organization (WHO)

Yap State Government

Yap Environment Protection Agency (EPA)

Yap ECO Leaf Plate

Yap State Public Service Corporation (YSPSC)