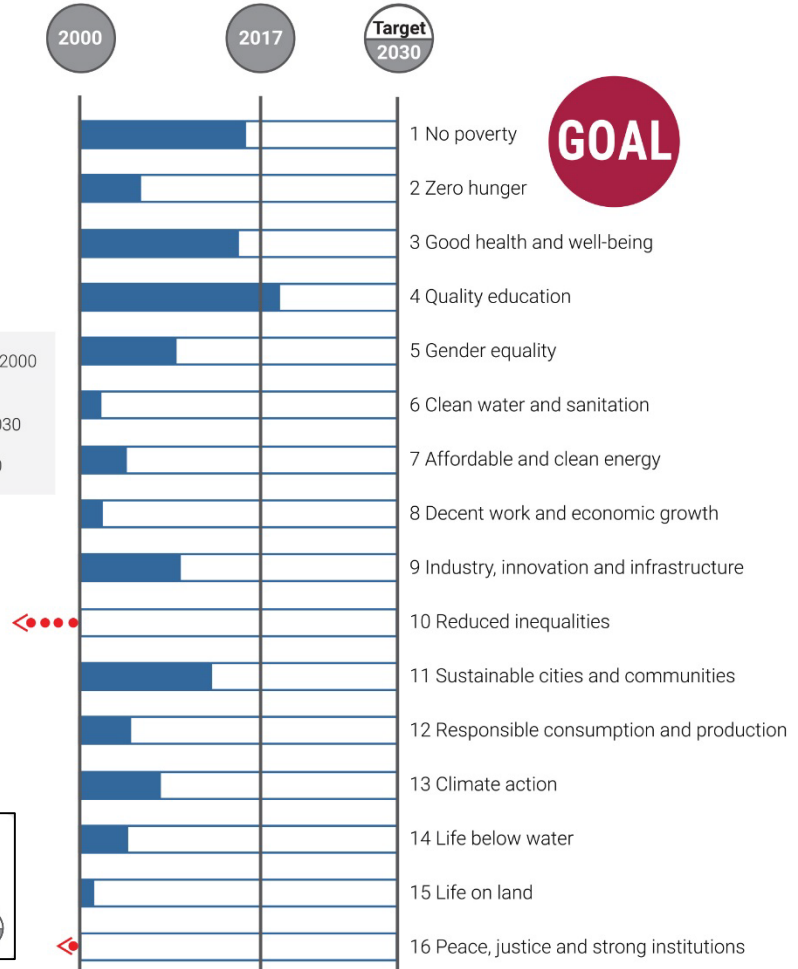
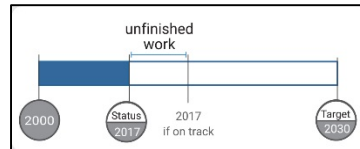


# Implementing the SDGs: Lessons from Asia-Pacific

Kaveh Zahedi, *Deputy Executive Secretary,*  
*ESCAP*

# Snapshot of SDG progress in 2017: Asia and the Pacific

Source: "Asia and the Pacific SDG Progress Report 2017," ESCAP



# Dashboard of anticipated progress in 2030: Asia and the Pacific

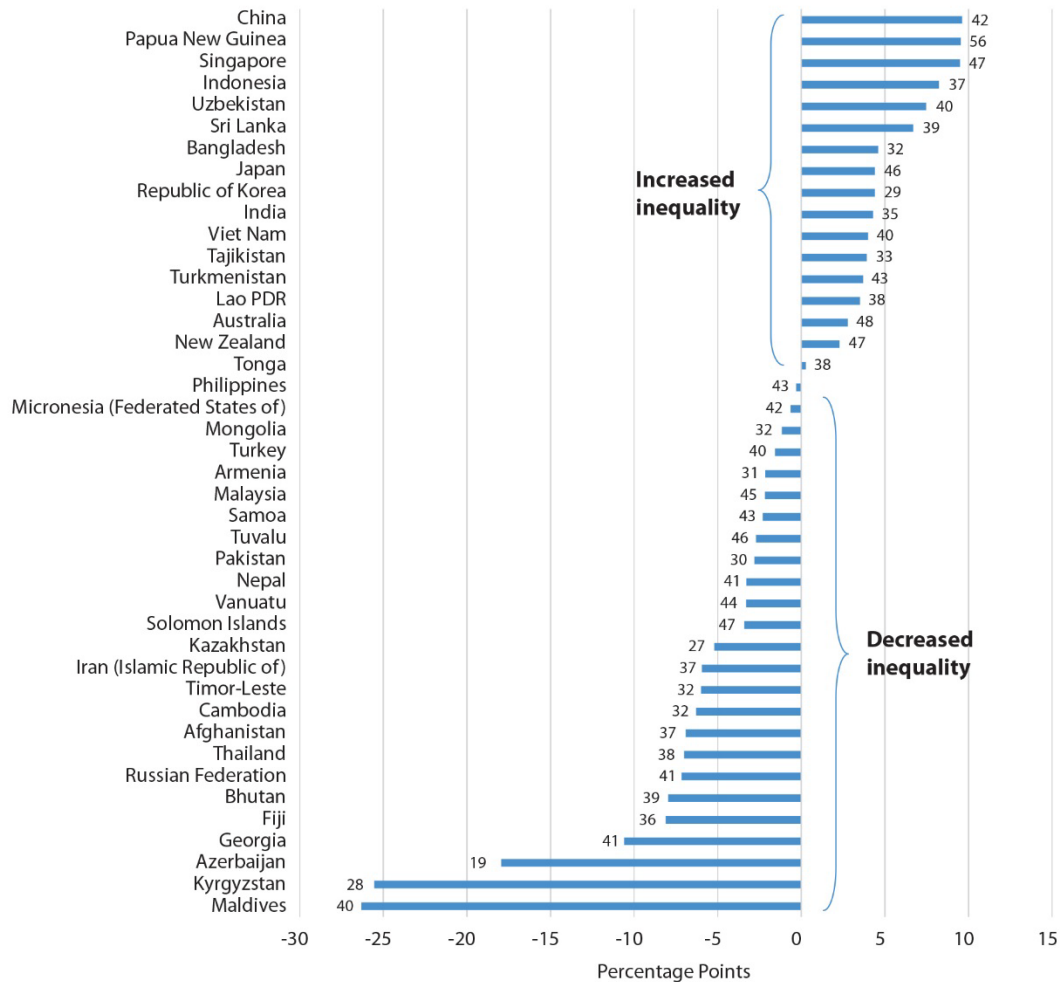
Source: "Asia and the Pacific SDG Progress Report 2017," ESCAP

<b>GOAL 1</b>	International poverty	National poverty	Spending on essential services			
<b>GOAL 2</b>	Prevalence of undernourishment	Prevalence of stunting	Prevalence of malnutrition	Agriculture orientation index		
<b>GOAL 3</b>	Maternal mortality	Births attended by skilled personnel	Under-5 mortality	Neonatal mortality	HIV infections	Tuberculosis incidence
	Malaria incidence	Mortality from NCDs	Suicide mortality	Road traffic death	Unintentional poisoning (mortality)	Health worker density
<b>GOAL 4</b>	Organized learning (before primary)	Inequality indices for education	Organized teacher training			
<b>GOAL 5</b>	Women in parliaments & local governments	Women in managerial positions				
<b>GOAL 6</b>	Safely managed drinking water	Safely managed sanitation				
<b>GOAL 7</b>	Access to electricity	Reliance on clean energy	Renewable energy share	Primary energy supply		
<b>GOAL 8</b>	Real GDP per capita (growth)	Commercial bank & ATM	Real GDP per employed (growth)	Material footprint	Domestic material consumption	Unemployment rate
<b>GOAL 9</b>	Manufacturing value added	Manufacturing employment	CO <sub>2</sub> emissions intensity	R&D expenditure	Medium & high-tech industry VA	Mobile network coverage
<b>GOAL 10</b>	Gini coefficient	Labour share of GDP				
<b>GOAL 11</b>	Urban slum population	Economic loss from disasters				
<b>GOAL 12</b>	Material footprint	Domestic material consumption				
<b>GOAL 13</b>	GHG emissions	CO <sub>2</sub> emissions per manufacturing VA				
<b>GOAL 14</b>	Ocean Health Index					
<b>GOAL 15</b>	Forest area (% of land)	Terrestrial & freshwater biodiversity	Mountain biodiversity	Red List Index		
<b>GOAL 16</b>	Intentional homicide	Corruption Perception Index				

- Current rate of progress needs to be MAINTAINED to meet the target
- Need to ACCELERATE current rate of progress to meet the target
- Current trend needs to be REVERSED to meet the target

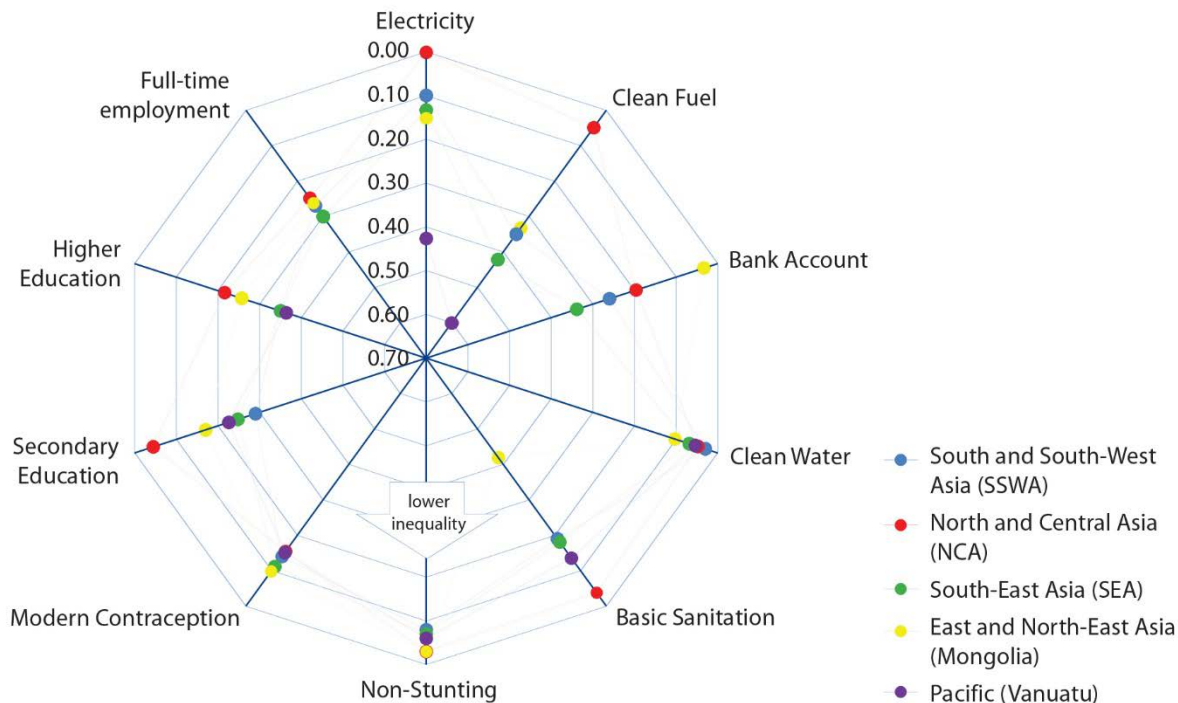
# Changes in income inequality by country, 1990 and 2014

Source: "Inequality in Asia and the Pacific in the era of the 2030 Agenda for Sustainable Development," ESCAP



# D-indices for 10 basic opportunities, by subregion

Source: "Inequality in Asia and the Pacific in the era of the 2030 Agenda for Sustainable Development," ESCAP



# REGIONAL ROAD MAP

FOR IMPLEMENTING THE 2030 AGENDA  
FOR SUSTAINABLE DEVELOPMENT  
IN ASIA AND THE PACIFIC





**THE ASIA-PACIFIC REGION**  
IS MORE EXPOSED TO THE IMPACTS OF  
**CLIMATE CHANGE**  
THAN OTHER WORLD REGIONS

COUNTRIES WITH **LOW- AND MIDDLE-INCOME STATUS** HAVE MORTALITY RATES THAT ARE

**4-5 TIMES HIGHER** THAN IN **HIGH-INCOME COUNTRIES**

**IN 2017**

THE REGION ACCOUNTED FOR **43%** OF ALL REGISTERED DISASTER  
EVENTS AND **68%** OF ALL FATALITIES IN THE WORLD



UP TO **35%** OF THE POPULATION IN THE AFFECTED  
AREAS WAS LIKELY TO **FALL BELOW THE POVERTY**  
**LINE** AS A RESULT OF THE DISASTER

# ESCAP Publications



ESCAP Support for the Implementation of the 2030 Agenda for Sustainable Development: Products, Services and Expertise

June 2018




Asia and the Pacific SDG Progress Report 2017

May 2018




Transformation Towards Sustainable and Resilient Societies in Asia and the Pacific

March 2018



Inequality in Asia and the Pacific in the Era of the 2030 Agenda for Sustainable Development

May 2018



Energy Transition Pathway for the 2030 Agenda in Asia and the Pacific: Regional Trends Report on Energy for Sustainable Development 2018

April 2018



Asia-Pacific Disaster Report 2017 —Leave No One Behind

October 2017



For more: [www.unescap.org/publications](http://www.unescap.org/publications)