

United Nations Forum on Climate Change Mitigation,
Fuel Efficiency and Sustainable Urban Transport

Korea Press Center, Seoul, Republic of Korea
16-17 March 2010

Reducing the climate impacts of mobile air conditioning

***Comparison of global warming effects among
HFC-134a, R-744(CO₂), and HFO-1234yf by
TWPG, CWP, and CEWN analyses***

Akira Sekiya

**National Institute of Advanced Industrial
Science and Technology (AIST)**

Background and targets

Climate Change Mitigation is the most important issue for environment.

Target (UNFCCC): "stabilization of greenhouse gas concentrations in the atmosphere"

Fuel Efficiency and Sustainable Urban Transport

Wide range of technologies are necessary. Power source, Urban system, # # #

Need to be analyzed by adequate methods.

Mobile Air Conditioning (MAC)

High GWP refrigerants have been used, however they have good properties in terms of energy saving.



GWP

energy use

History of refrigerants for MAC system

	CFC-11	→	HFC-134a	→	HFO-1234yf	HFC-152a	R-744(CO ₂)
(GWP)	4,750	→	1,430	→	4	124	1
(energy use)			small		higher than 134a		large
(status)	phased out due to ODS		In current use		under R&D	—	under R&D

Comparison of environmental acceptability as refrigerant system is necessary.

This report

Mobil Air Conditioning refrigerants are evaluated in terms of global warming.

Warming Effects	
Indirect (Fuel Efficiency)	Direct (Refrigerant)
CO ₂ >> HFO-1234yf > HFC-134a	HFC-134a >> HFO-1234yf > CO ₂

- 1) Use JAMA's LCCP data for MAC (Mobile Air Conditioning) system.
- 2) Not only GWP, but also new indicators, TWPG, TTPG, CWP, and CEWN are used for the evaluation of global warming.
- 3) The most important technology is discussed by comparing these results.

LCCP : Life Cycle Climate Performance

TWPG : Total Warming Prediction Graph

CWP : Composite Warming Potential

GWP : Global Warming Potential

TTPG : Total Iemperature Change Prediction Graph

CEWN : Carbon Dioxide Equivalent Warming Number

MAC System*

Model framework and input assumptions for the evaluation

Car service life : 10 years

Car engine type : 1.5L Gasoline
4.3L Gasoline

Data points : Phoenix, Tokyo, Frankfurt

Data : Energy consumption, leakage rate, etc.

Refrigerant

℞ HFC-134a, CO₂, HFO-1234yf

℞ HFC-152a (simulated as secondary loop)

℞ DP-1 (NA : chemical structure unknown)

Direct emission (refrigerant leaks)

℞ Leakage from refrigerant production
and transportation

℞ Regular emissions

℞ Irregular emissions

℞ Service emissions

℞ End-of-life emissions

← recovery rate of the refrigerant
after 10-year-usage

Indirect emission (Energy consumption)

℞ A/C system and engine cooling fan
operation

℞ A/C system manufacturing

℞ Refrigerant manufacturing

℞ Transportation of each component

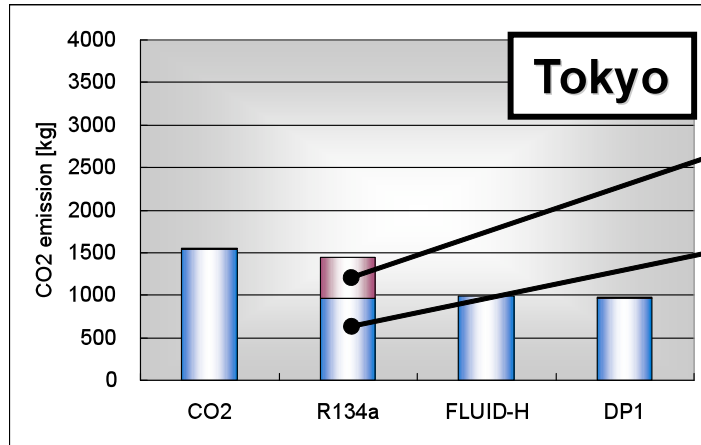
℞ End-of-life recycling and recovery

***) JAMA, SAE 8th Alternate Refrigerant Systems Symposium, 17-19 July 2007**

GWP due to the use of car air-conditioning

LCCP Calculation by JAMA*

Compact Car (1.5L Gasoline Engine)



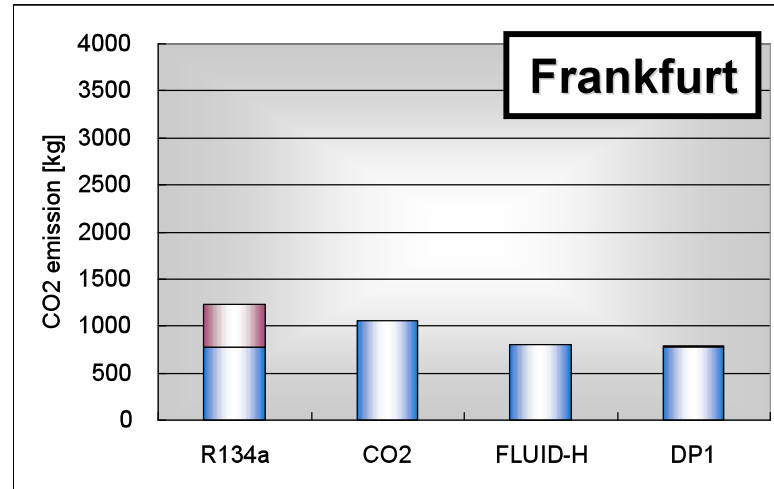
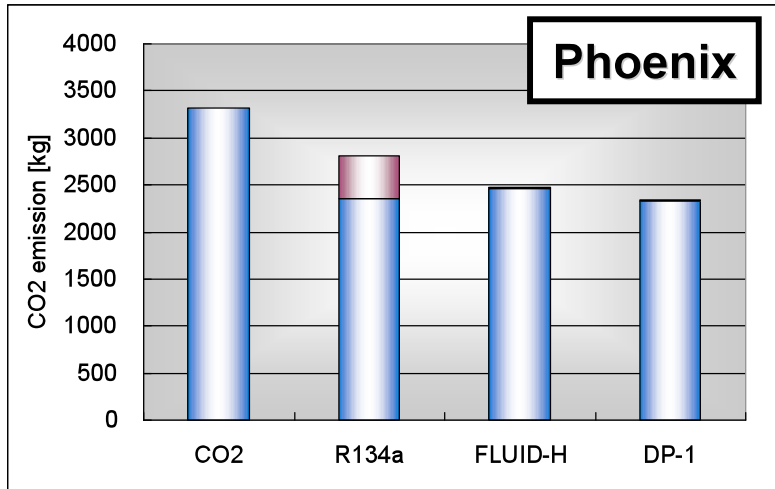
Direct emissions

Indirect emissions

R134a : HFC-134a

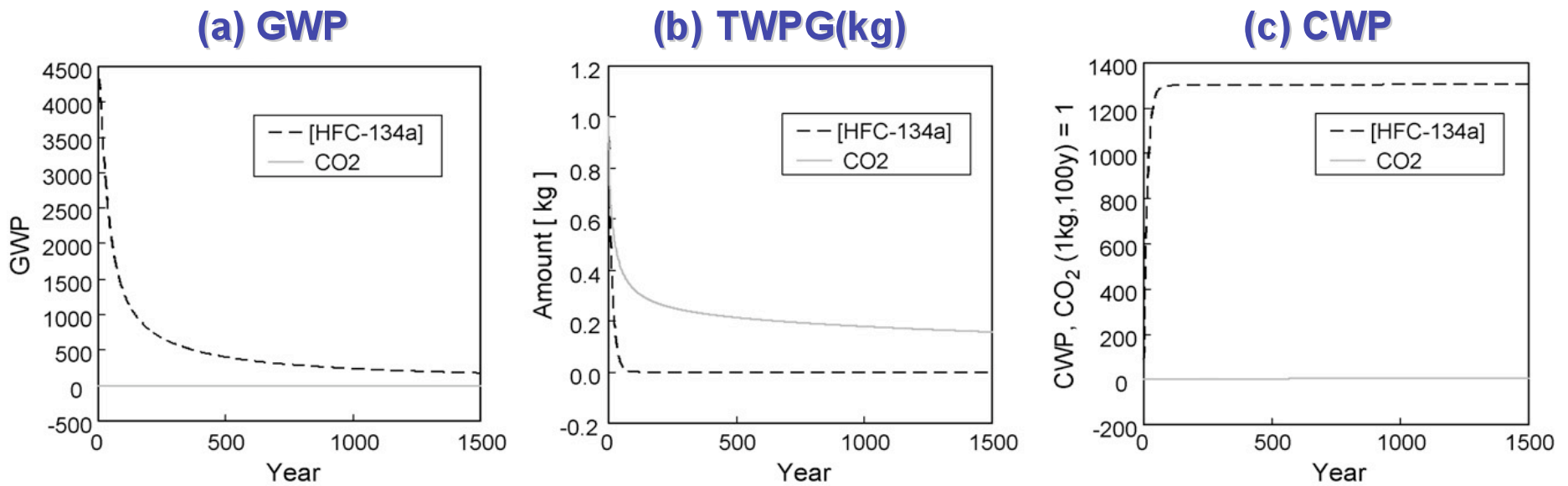
FLUID-H : HFO-1234yf

DP1 : unknown



*) SAE 8th Alternate Refrigerant Systems Symposium, 17-19 July 2007

GWP and new indicators, TWPG and CWP



The relative integrated warming effect values

The residual amount in the atmosphere

The relative integrated warming effect, TWPG ($W m^{-2}$)

GWP, TWPG (kg) and CWP evaluation for 1 kg release of HFC -134a and CO₂.

A. Sekiya, J. Fluorine Chem., 128, pp.1137 -1142, 2007

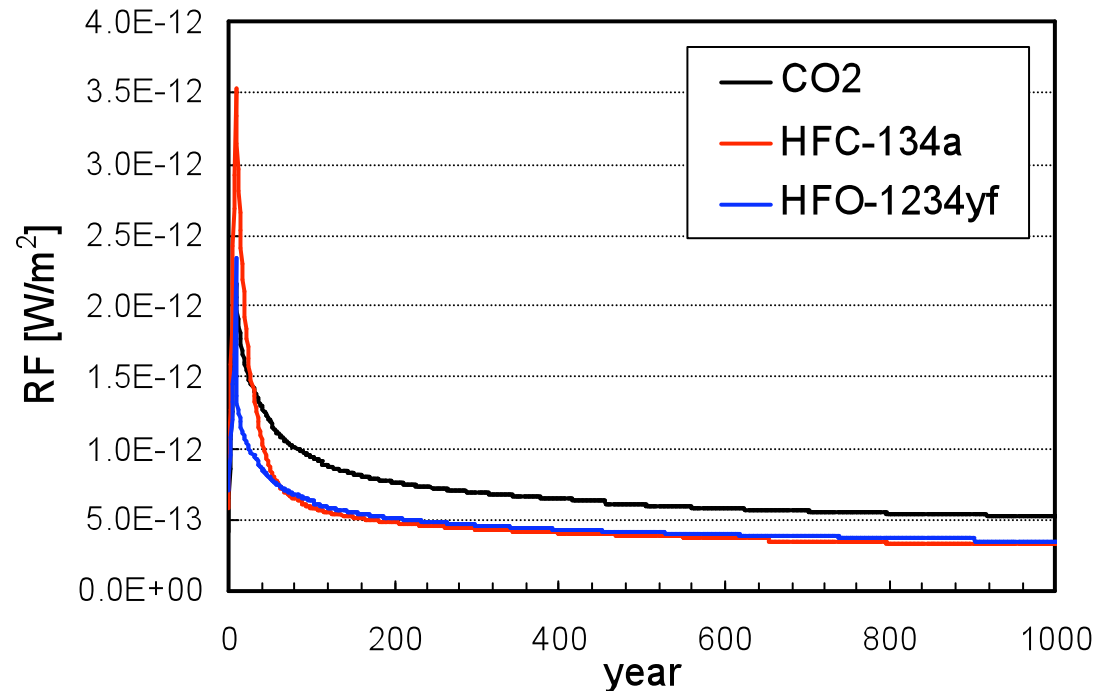
TWPG due to the use of car air-conditioning

Tokyo, Compact Car (1.5L Gasoline Engine)

direct emissions + indirect emissions

1 car is produced at the beginning

TWPG (Radiative forcing vs Time)



duration of use : 10 years

recovery rate of refrigerant
after the use \$ 90%

direct emissions : leakage of refrigerant through the life of the car

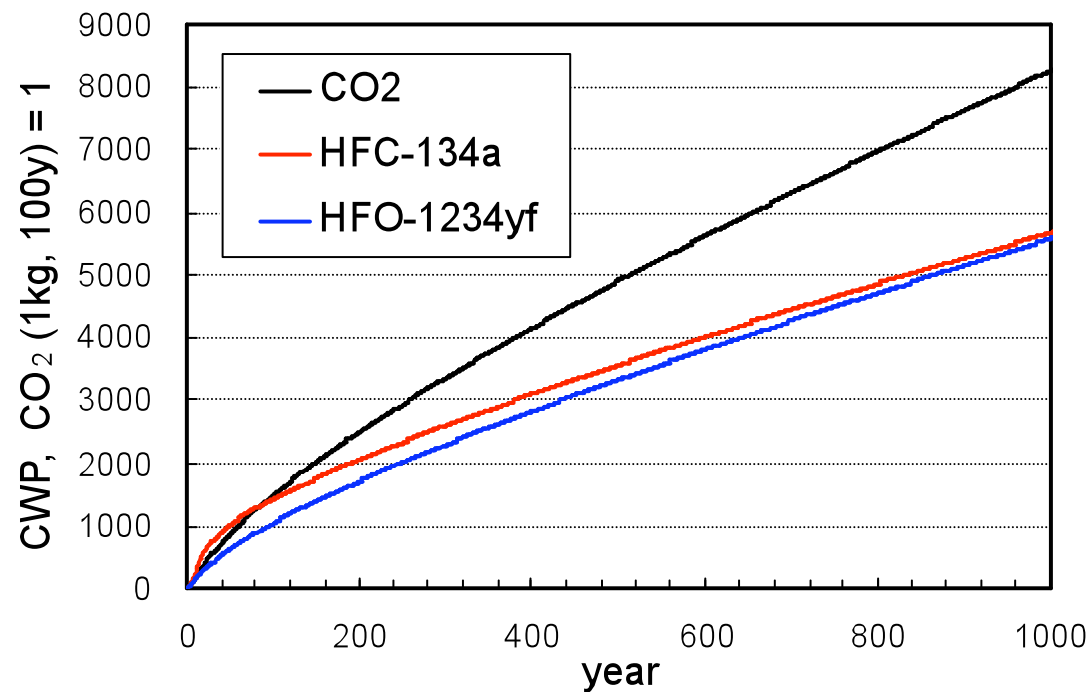
indirect emissions : energy consumption due to A/C operation, manufacturing, recycling, etc.

CWP due to the use of car air-conditioning

Tokyo, Compact Car (1.5L Gasoline Engine)

direct emissions + indirect emissions

1 car is produced at the beginning



duration of use : 10 years
recovery rate of refrigerant
after the use \$ 90%

CO₂ >> HFC-134a > HFO-1234yf

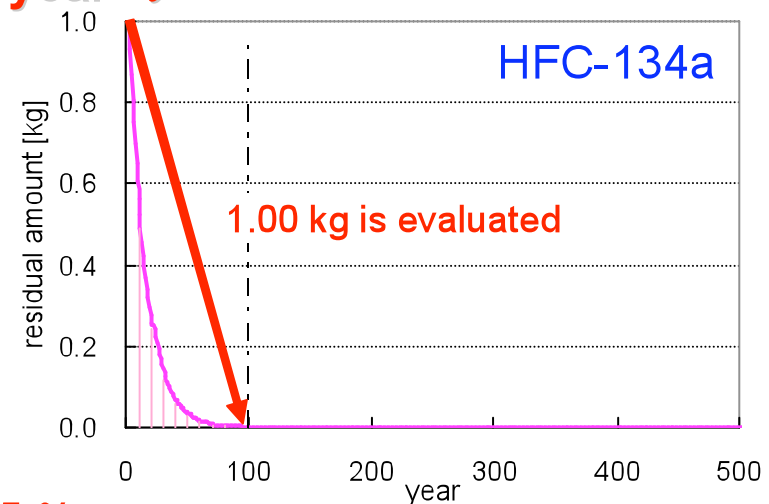
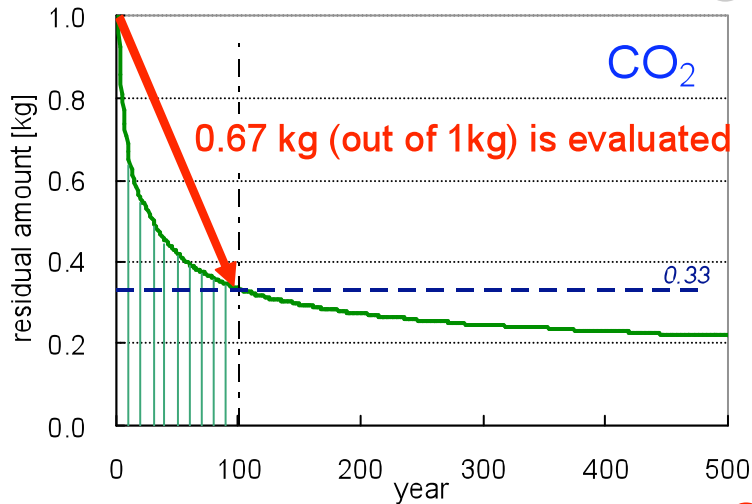
direct emissions : leakage of refrigerant through the life of the car

indirect emissions : energy consumption due to A/C operation, manufacturing, recycling, etc.

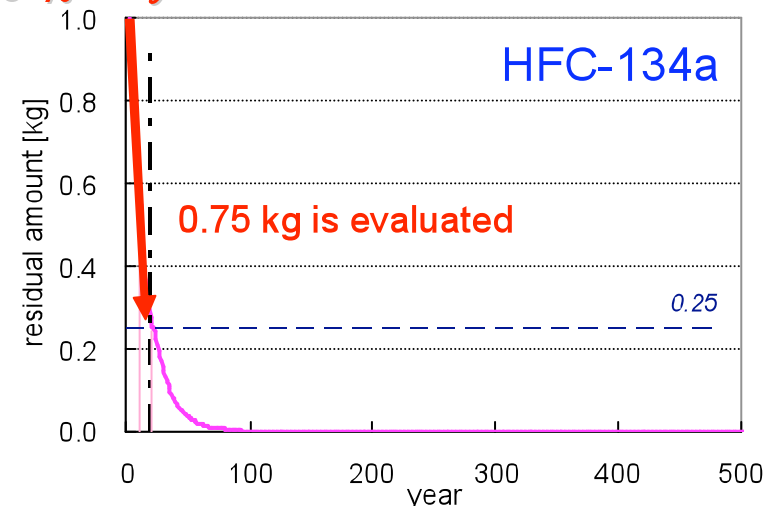
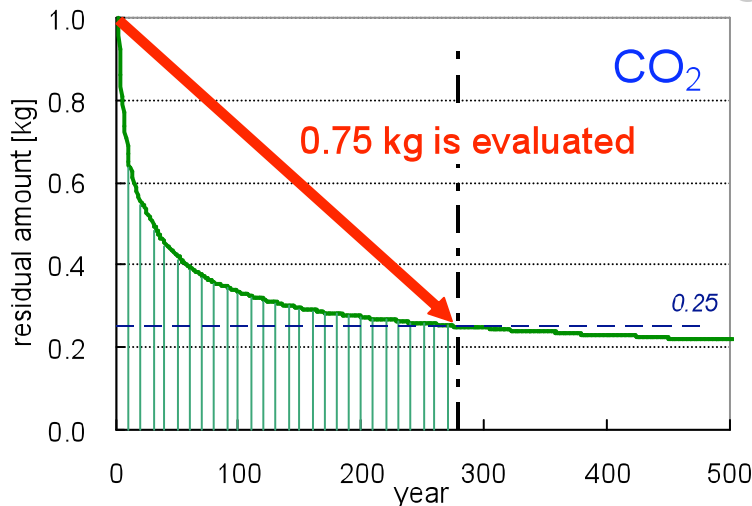
Difference between GWP and CEWN*

Decay after the 1kg release of CO₂ and HFC-134a into the atmosphere

GWP 100 year $\int \text{amount} \times RF$



CEWN 75 % $\int \text{amount} \times RF$



CEWN: Carbon Dioxide Equivalent Warming Number

***) A. Sekiya, et al., J. Fluorine Chem., 131, pp.364-368, 2010**

A. Sekiya, United Nations Forum on Climate Change Mitigation, Seoul, March 16-17, 2010

Feature of CEWN

	GWP₁₀₀	CEWN
concept	integrated warming values up to 100 years after the emission	integrated warming values up to equal removal rate from the atmosphere
evaluation period	100 years	lifetime-dependent
evaluation amount	long-lived gases : partial eval. short-lived gases : total eval.	equivalent quantity evaluation by unifying the removal rate
long-term evaluation	impossible due to uncertainty over long-term behavior of CO ₂	longer evaluation is possible within the range where the behavior of CO ₂ is clear
point (years, rates) settings	“100 years” is arbitrary	Higher rates are desirable. Progress of CO ₂ research can be reflected.
relationship with climate impacts	weak	strong
characteristics of evaluation	one-sided evaluation	sustainability is evaluable

CEWN values

A. Sekiya, et al., J. Fluorine Chem., 131, pp.364-368, 2010

Common Name	Chemical Formula	Lifetime [years]	CEWN (75)	CEWN (80)	CEWN (82)	GWP ₁₀₀ *
Years until CO ₂ decreases by the given removal rate [years]			279	728	1445	
Years until gas X decreases by the given removal rate / Lifetime of gas X			1.39	1.61	1.71	
Carbon dioxide	CO₂	-	1	1	1	1
Methane	CH₄	12	8.75	4.60	2.79	25
Nitrous oxide	N₂O	114	191	100	60.9	298
CFC-11	CCl₃F	45	1993	1048	636	4750
HCFC-22	CHClF₂	12	675	355	215	1810
HCFC-141b	CH₃CCl₂F	9.3	271	143	86.4	725
HFC-32	CH₂F₂	4.9	252	133	80.4	675
HFC-125	CHF₂CF₃	29	1352	711	431	3500
HFC-134a	CH₂FCF₃	14	534	281	170	1430
HFC-152a	CH₃CHF₂	1.4	46.4	24.4	14.8	124
HFO-1234yf	CF₃CF=CH₂	0.03	1.41	0.74	0.45	3.8 **
Nitrogen trifluoride	NF₃	740	53267	28017	16992	17200
PFC-14	CF₄	50000	1382736	727285	441104	7390
PFC-218	C₃F₈	2600	87502	46024	27914	8830

RF_{CO₂} used for the calculation is 1.805 × 10⁻¹⁵ [W m⁻² kg⁻¹]

The coefficients for concentration response function of CO₂: the same as Shine, Climatic Change, 68, pp.281-302, 2005.

*) Quoted from IPCC Climate Change 2007. **) Calculated in the same way of IPCC 2007.

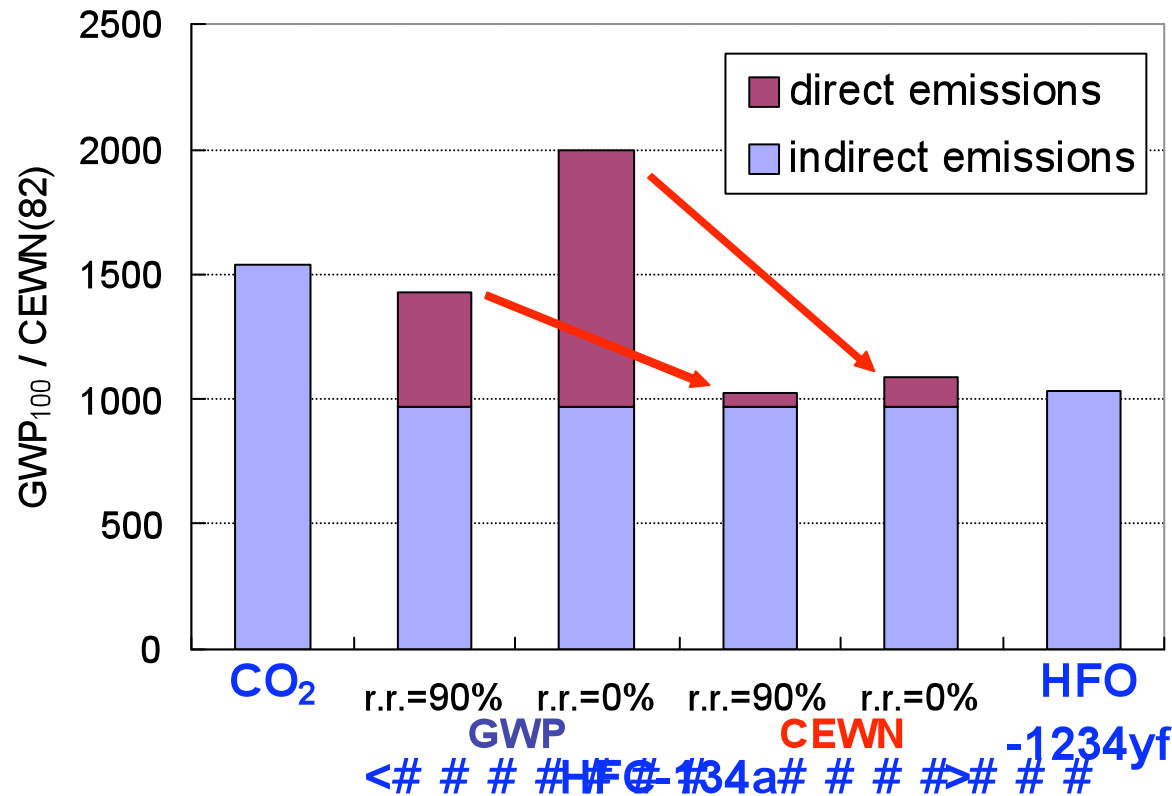
CEWN* and GWP due to the use of car air-conditioning

Tokyo, Compact Car (1.5L Gasoline Engine)

duration of use : 10 years

Recovery rate of refrigerant after the use
: 90% or 0%

	GWP ₁₀₀	CEWN(82)
CO ₂	1	1
HFC-134a	1,430	170
HFO-1234yf	4	0.45



*) A. Sekiya, et al., J. Fluorine Chem., 131, pp.364-368, 2010

Summary

* What is GWP, TWPG, CWP and CEWN ?

* Evaluation results by TWPG, CWP and CEWN using JAMA's LCCP data

GWP

TWPG, CWP, CEWN

Evaluation results of Compact Car (1.5L Gasoline engine)

HFC-134a >>> CO₂ >> HFO-1234yf ↔ **CO₂ >>> HFC-134a > HFO-1234yf**

Evaluation of future warming

Not available ↔ **CO₂ >>> HFC-134a ; HFO-1234yf**

Effects of HFC-134a recovery on total warming

significant ↔ **very small**

CEWN results agree with those of TWPG, TTPG and CWP.

Sustainable MAC refrigerant: **HFC-134a** **HFO-1234yf**

LCCP by GWP shows only one side of global warming.

We may lead to serious problems in our future environment if we examine this matter with limited indicators, like GWP only.

Let's study the global warming using adequate and diverse evaluation methods.