



**The Republic of Iraq  
Ministry of Planning  
National Committee for Sustainable Development**

**The Second National Voluntary Review  
Report on the Achievement of the  
Sustainable Development Goals**

2021

**Iraq .. And the Path Back to the  
Development**

July 2021



## **Voluntary National Review Report Writing Team**

Dr. Mahar Hammad Johan, Deputy Minister of Planning, Head of the Report Preparation Team

## **Writing Expert Team**

Prof. Dr. Hasan Latif Al-Zubaidi / Expert / University of Kufa / College of Administration and Economics

Prof. Dr. Wafa Jaafar Al-Mihdawi / Expert / Mustansiriyah University / College of Administration and Economics

Prof. Dr. Adnan Yasin Mustafa / Expert / University of Baghdad / College of Education for Girls

## **Supporting International organizations**

United Nations Development Programme (UNDP) – Iraq

United Nations Economic and Social Commission for Western Asia (ESCWA)

## **Technical Team**

Dr. Azhar Hussein Saleh / Administrative Deputy of Minister of Planning

Dr. Dia Awwad Kazem / Head of the Central Statistics Organization

Mr. Maher Abdul-Hussein Hadi / Director General of the National Center for Administrative Development and Information Technology

Dr. Mohamed Mohsen El-Sayed / Director General of the Department of Regional and Local Development

Dr. Alaa El-Din Jaafar Mohamed / Director General of the Department of Financial and Economic Policies

Dr. Maha Abdul Karim Hammoud / Director General of the Department of Human Development

Ms. Naglaa Ali Murad / Director of the Social Fund for Development

Mr. Abdel-Zahra Mohamed Waheed / Director of the Department of Information and Government Communications

Dr. Amara Muhammad Hussain / Umm Al-Yateem Foundation for Development

Mrs. Ban Ali Abboud / Expert / Department of Regional and Local Development

Ms. Mona Adel Mahdi / Senior Engineer / Department of Regional and Local Development

## **Supporting Team**

Mr. Qusay Abdel-Fattah Raouf / Director General of the Technical Department of the Central Statistics Organization / Team Leader

Dr. Sabah Jundi Mansour / Director General of the Executive Administration of the Poverty Reduction Strategy

Dr. Sawsan Jabbar Ibrahim / Associate Director General of the Regional and Local Development Department

Dr. Issam Sabah Ibrahim / Department of Regional and Local Development

Mrs. Nahida Ahmed Abdel-Jabbar / Department of Human Development

Ms. Wafaa Rashid Saeed / Department of Economic and Financial Policies

Mrs. Zainab Ali Hussein / Head of Department at the Central Bureau of Statistics

Mr. Zuhair Abbas Rashid / Department of Regional and Local Development

Dr. Hibat Rahim Khelawi / Department of Regional and Local Development

Mr. Muhannad Saadi Ghadban / Department of Regional and Local Development

Mr. Ammar Abdel Azim Shukr / Department of Regional and Local Development

Mrs. Lubna Abdel Karim Dhaher / Department of Regional and Local Development

Ms. Reem Hamed Mohammed / Department of Regional and Local Development

Mrs. Malak Shawki Abdullah / General Government Contracts Department

Mrs. Asmaa Fouad Ibrahim / Department of Regional and Local Development

Ms. Dalia Hikmat Ali / Department of Regional and Local Development

Mrs. Ansam Sabah Muhanna / Department of Regional and Local Development

Mr. Ammar Abbas Hayawi / Sector Planning Department

## **Local Teams**

### **Baghdad Governorate:**

Mr. Ali Ahmed Faraj / First Technical Deputy of Baghdad Governorate

Mr. Muhannad Shaker Hamid / Baghdad Governorate

Mr. Mustafa Kahlan Mustafa / the governorate office

### **Karbala Governorate:**

Prof. Sabah Rasoul Al-Jabri / University of Karbala

Prof. Bushra Muhammad Alwan / University of Karbala

Mr. Ali Abdel Hussein Konna / United Nations Development Programme

Mr. Habib Saadoun Obais / Director of Planning in Baghdad      Mr. Muhammad Hassan Reda / Director of Karbala Planning Directorate

Mr. Ahmed Hatem Atta / Associate Head of Research      Mr. Arshad Assem Abdul Rasoul / Karbala Planning Directorate

Mr. Nazir Younis / Chief Engineers Mrs.      Alaa Abdul-Kadhim Ismail / Rapporteur of the Committee

**Basra Governorate:**

Mr. Muhammad Taher Najm Al-Tamimi/ Deputy Governor

Mr. Ali Muhammad Sobeih / Director of Basra Planning

Dr. Hilal Judeh Symposium / University of Basra

Mrs. Amal Abdul Razzaq/ Basra Governorate

Mr. Nihad Jaber Aboud/ Basra Governorate.

Mrs. Yousra Maan Hussein / Head of Studies Division

**Anbar Governorate:**

Dr. Thaer Shaker Mahmoud / University of Anbar

Mr. Khaled Muhanna / Deputy Governor.

Mr. Omar Anwar Latif/ Director of Anbar Planning Directorate

Mr. Ali Fakhry Abdul Malik/ Director of Statistics

Mr. Mohamed Hashem Nimr / Chief Engineers

Mr. Omar Azmi Jaber/ Rapporteur of the Committee

**Dhi-Qar Governorate:**

Mr. Ghassan Hassan Hammoud/ Deputy Governor for Planning Affairs

Mr. Ali Ghanem Jaber / Dhi Qar Governorate

Dr. Sadiq Zuwer Jellaj/ Dean of the College of Administration and Economics

Mrs. Yaqeen Karim Juma / Planning Director of Dhi Qar

Mr. Alaa Abbas Daoud/ Planning Directorate

Mr. Ahmed Abd Ali Shamkhi/ Planning Directorate

**Nineveh Governorate:**

Mr. Ahmed Nazim Ibrahim/ Director of Nineveh Planning

Dr. Sufian Muhammad Saeed Abed / Planning Directorate

Ammar Marei Hassan / Planning Directorate

Mr. Ali Adnan Hashem / Planning Directorate

Mr. Ahmed Osama Ahmed/ Planning Directorate

Mr. Ihsan Ahmed Suleiman/ Planning Directorate

**Sulaymaniyah Governorate:**

Mrs. Taban Jabbar Saleh / Director of Planning Sulaymaniyah

Mr. Makwan Abdul Khaleq Babelh / Chairman of the Board of the CDO Organization

Dr.. Khaled Haider Abd Ali / University of Sulaymaniyah

Mr. Wasfi Khalil Ismail/ Sulaymaniyah Chamber of Commerce

Mr. Mahmoud Othman / Director of Statistics Sulaymaniyah

**Supporting Organizations Across the Country:**

Ms. Buthaina Al-Mahdawi / Head of Tamm organization

Dr. Mukhtar Khamis Mohammed/ Iraqi Green Climate Organization

Dr. Essam Asaad / Youth Development Organization

Mr. Wadih Al-Handal/ Iraqi Association of Private Banks / President of the Association

Dr. Khaled Al-Assal/ Head of the Branches Organization

Mr. Ragheb Reda Juma/ President of the Business Federation

Dr. Enas Taha Al-Hamdani/ President of the Family Planning Association.

Mr. Hassanein Ahmed Hassan and Dr. Azhar Zayer/ al-Abbas's Holly Shrine

Mr. Ahmed Abdel Hussein/ Al Ain Foundation

Mrs. Halima Farag / Federation of Businesswomen

Mr. Ibrahim Al-Baghdadi / Iraqi Economic Council

Mrs. Vian Sheikh Ali/ Tammuz Organization for Social Development

Ms. Iman Abdel Rahman/ Women's Leadership Institute

## Table of Contents

Preparation Team .....	
Table of Contents .....	
List of Figures .....	
List of Frameworks .....	
List of Tables .....	
Prime Minister's Opening Statement .....	
Statement by H.E. the Minister of Planning .....	
Statement of the Report preparation Team .....	
<b>Chapter I: Introduction</b> .....	19
Report Messages: Why did we Issue the Second Voluntary National Review Report? .....	20
Reporting Methodology .....	22
Challenges to Completing the Second Report .....	24
Stakeholders and Partners .....	25
Recovery Path .....	25
Report Structure .....	27
<b>Chapter II: The National and Local Context</b> .....	31
People's Movement: Citizen's Window for Change .....	31
Health Crisis: COVID-19 .....	33
The Economic and Financial Crisis .....	34
Repercussions of the Complex Crisis .....	35
Government Actions .....	37
<b>Chapter III: Progress in Achieving the SDGs</b> .....	46
Goal 1: No Poverty .....	51
Goal 3: Good Health and Well-Being .....	56
Health System and the Covid-19 Crisis .....	57
Goal 4: Quality Education .....	62
Education and the Pandemic: Threats and Opportunities .....	63
Goal 5: Gender Equality .....	68



The Law on Protection against Domestic Violence .....	70
Goal 8: Decent Work and Economic Growth .....	72
Goal 16: Peace, Justice, and Strong Institutions .....	74
Goal 17: Partnerships for the Goals .....	78
<b>Chapter IV: Decentralization and Local Sustainable Development: The Responsible Challenge</b> .....	82
Decentralization and Governance of Local Sustainable Development .....	82
The Decentralization of the Eight Ministries .....	83
Local Sustainable Development: Limitations and Constraints .....	84
<b>Chapter V: Performance of Provinces in Sustainable Development: Perseverance Restrictions</b> .....	91
Local Progress .....	91
Indicators of the Local Comparative Development Index .....	92
Indicators of the Local Comparative Developmental Perseverance Index .....	93
Seven provinces: Uneven Achievement and Different Causes .....	94
Provincial Performance .....	96
Baghdad: Bearing the Burden of Conflicts .....	96
Sulaymaniyah: Excellent Achievement and Indicators .....	99
Dhi Qar: Rising from Neglect .....	102
Basra: Sustainable Development Planning .....	105
Karbala: Serious Developmental Perseverance .....	107
Anbar: Healing and Reconstruction .....	109
Nineveh: Rising from the Ashes of War .....	112
<b>What is Next?</b> .....	118
<b>Annexes</b> .....	121

## List of Figures

Figure 1: Basic Messages of the Report	21
Figure 2: The Data Gap Between 2018 and 2020	24
Figure 3: Monthly Development of Corona Cases Between February 2020 and May 2021	33
Figure 4: The Number of Confirmed Cases of Corona in Each Province, as of May 31, 2021	34
Figure 5: Average price of Iraqi Exported Oil by Month Between 2018-2021 (dollars per barrel)	35
Figure 6: Revenues from Iraq's oil exports by month between 2018 and 2021 (billion of dollars)	35
Figure 7: The Complex Crisis and its Main Repercussions	37
Figure 8: The Iraqi Government's Measures to Confront the Pandemic	40
Figure 9: Paths of Progress on the SDGs (2018-2020)	47
Figure 10: Proportion of Population Below the International Poverty Line in Iraq (2016-2021)	52
Figure 11: Proportion of Men and Women Covered by Social Protection (2016-2020)	54
Figure 12: Ministry of Health Measures to Respond to the COVID-19 Pandemic in 2020	58
Figure 13: The Pandemic's Impact on Reproductive Health Services Provided by Health Institutions	59
Figure 14: Course of Amendments of Provincial Law 21 of 2008	82
Map 1: Population of the Seven Provinces (2019)	95

## List of Frameworks

Framework 1: Localization of the SDGs in the Five-Year Plan of the Ministry of Youth and Sports: Results and Indicators	32
Framework 2: The Role of Civil Society: "Iraqi Giving" Campaign for Relief and Awareness to Prevent COVID-19 Pandemic	39

Framework (3): Social Fund for Development Projects	.....53
Framework 4: Inclusive and Equal Education for Persons with Disabilities and Special Educational Needs (2019-2028)	.....65
Framework 5: The Ministry of Higher Education Completes the Million Tree Project	.....66
Framework 6: The Central Bank of Iraq and Its Contribution to SDG 8	.....73
Framework 7: Healing the Wounds: The Terrorism Female Survivors	.....76

### **List of Tables**

Table 1: GDP at Current Prices for 2020 Compared to 2019 (trillions of dinars)	....36
Table 2: Poverty Indicators in Iraq, 2007-2021	.....51
Table 3: Indicators of Goal 5: Gender Equality in Iraq (2016-2020)	.....69
Table 4: Indicators of Goal 6 in Iraq, 2019	.....76
Table 5: Indicators of Provincial Development Indexes and Developmental Perseverance Indexes and Their Average Value	.....91
Table 6: Progress in Provinces in Achieving the SDGs	.....92
Table 7: Provincial Rankings by the Value of the LCDI and LCDPI	.....94

### **List of Annexes**

Annex 1: Indicators used to measure local achievement and persistence indexes	.....121
---	----------

## **Prime Minister's Opening Statement**

Like any other country in the world, Iraq is witnessing a series of successive challenges that has imposed a reality that requires developing strategies, plans and programs that respond to such changes, to ensure the achievement of stability and preserve the rights of the current and future generations related to a decent life based on a knowledgeable society and well-being.

Despite the enormity of the challenges and their costs, Iraq has taken steps forward regarding structural reforms to improve the reality of human life, as a goal for development and the basis for its achievement. These reforms aim at establishing powerful and effective institutions that can respond to the changes and lead the development process as well as diversify the sources of the economy in a way that contributes to strengthening the production and service sectors, despite the costs of the COVID-19 pandemic, which has led to responses and community and government initiatives that united everyone's efforts to face its challenges and mitigate its effects.

The preparation of the second Voluntary National Review report on sustainable development in Iraq corresponded with the escalation of youth protests demanding reform after they produced a constructive youth movement that led to early parliamentary elections, which our government pledged to hold on the tenth of next October.

The review of the development path of Iraq and the insistence on participating in the work of the High-level Political Forum came to express the self-commitment of the Iraqi government to Iraqi public opinion and the international community. The review seeks to deliver meaningful messages, including Iraq's commitment to its obligations with stakeholders, with the presence of many challenges that require building bridges to strengthen the bonds of community cohesion and participatory development, and building close and balanced relations with regional and international communities.

At a time when Iraq, with its civilizational depth and value, succeeded in fending off dangers and building resilience, developing the human being remained the first goal of Iraq's Vision 2030, and the main axis that occupies everyone's interest in the path of advancement to achieve the Sustainable Development Goals.

Accommodating internal and regional challenges represents the first element to address, to achieve steadfastness and build resilience, which is considered the most effective approach to achieve the Sustainable Development Goals, as well as to ensure that no one is left behind.

**Mr. Mustafa Al-Kadhimi**  
**Prime Minister**



## **Statement by H.E. the Minister of Planning**

Despite great challenges and decades of intense conflict, Iraqis have tried to find serious scientific steps, in cooperation with the international community, that would put them on a healthy development path, build institutions, heal wounds, achieve stability and improve the quality of living conditions through real partnerships based on trust, cooperation, integration and support.

The second voluntary national review report is an attempt to view Iraq's development experience and the methods used to achieve the Sustainable Development Goals, within Iraq's Vision 2030 and the goals and objectives of the global development agenda, as well as the systems, policies and institutional structures that have been put in place to enhance opportunities for progress. Perhaps one of the most important concepts to supplement the planning process is the concept of sustainable development, which is related to the right to live, expand the options available to people, and ensure the preservation of the rights of generations. Thus, our starting point is to develop the country's second VNR on sustainable development as the pledge of rights for all societal.

This is a time when we feel the urgent need to adopt a risk-aware planning methodology based on exploiting the energies and capabilities of society, according to the available capabilities that can be invested in for the future, especially the youth segment, according to the population window that opened its horizons, and based on sustainable and risk-conscious planning.

At this stage that Iraq is going through, the report has documented the achievements made transparently, stressing that the steps towards achieving the Sustainable Development Goals are a national task and a humanitarian duty. During our current stage, we have been committed to embodying the SDGs general guiding principles.

Today, we present our second voluntary national review report, which is based on accurate digital facts and data and field evidence, as well as the adoption of the participatory principle during the preparation process, which expanded its scope as a result of consultations and seminars with all partners and stakeholders. The pathways and starting points for the report were chosen through serious coordination between working groups in order to produce a national report considered an effective developmental tool for the process of change.

Based on the abovementioned, the Ministry of Planning of the current government sought to adopt a new approach, based on strengthening the analysis and critical frameworks of the sustainable development process, to propose paths for effective solutions, while continuing to advocate for more decentralization and encouraging governorates and local institutions to engage in development planning processes, and implement and evaluate their programs in a way that responds to people's aspirations and preserves their rights and the future of their children.

**Prof. Dr. Khalid Betal Al-Najim**  
**Minister of Planning**



## **Statement of the Report Preparation Team**

The second voluntary national review report emanates from Iraq's commitment to the international community to achieve the SDG agenda and keep up with relevant international efforts, as an ambitious plan and a development action compass, aligned with the targets for the corresponding 17 goals and the designed indexes for measuring achieved progress. These goals have enjoyed extreme attention from government institutions and civil society organizations at all levels. After all, sustainable development reflects the character of the developed and developing world at the same time.

This report has come after deep and continued discussions at all levels, based on which the first, third, fourth, fifth, sixteenth and seventeenth goals have been selected, and from which decentralization and local sustainable development have materialized as an assessment of local authority performance. Examples from the provinces of Baghdad, Nineveh, Basra, Anbar, Dhi Qar, Karbala, and Sulaymaniyah have been chosen as different Iraqi experiences in moving from crisis to renaissance.

We seize this opportunity to express our deepest thanks to all those who have contributed to and participated in the second voluntary national review report, including ministries, provinces, organizations, sectors, and all social groups. Our thanks also go to UNDP Iraq for its support and the national experts who have contributed to preparing the report; namely, Prof. Dr. Hasan Latif Al-Zubaidi, Prof. Dr. Wafa Jaafar Al-Mihdawi, Prof. Dr. Adnan Yasin Mustafa.

**Dr. Mahar Hammad Johan**  
**Deputy Minister of Planning**  
**Head of the Report Preparation Team**



**CHAPTER I:  
INTRODUCTION**



## Chapter I: Introduction

Iraq is once again at a crossroads, not only because of its internal conditions but also because of COVID-19. The pandemic has taken an enormous toll in terms of death and illness, and affected lives, societies, and cultural conditions.

Although not much time has passed since Iraq's first voluntary national review at the 2019 High-level Political Forum, the magnitude of events since then has required an assessment of paths to the Sustainable Development Goals (SDGs) and a review of what has been achieved in seeking recovery and a return to the path of sustainable development.

Recognizing that the 2030 Agenda for Sustainable Development and the SDGs are integrated and indivisible, Iraq has set development priorities in five-year national development plans. While it aims for the implementation of all 17 SDGs, various goals come to the forefront at different points in time. Priority SDGs are in line with varying stages of Iraq's sustainable development program.

Applying the voluntary reporting approach based on testing the implementation of policies and programs in different States is very informative, illuminating risk-conscious and innovative ways to promote the sustainability of development in vulnerable and dangerous environments. This report attempts to explore the most important general lessons and recommendations that arise from such exploration, and to make specific suggestions and proposals accordingly.

Analyzing multiple threats and risks and complex opportunities through monitoring and evaluation will not by itself lead to development attuned to these. This requires development decision-making based on joining knowledge and risk awareness with practical actions to address risks. Moreover, it requires investing in development plans, policies, and programs, and emphasizing the flexibility of actions to ensure their sustainability. This calls for the following:

- Recognizing the intersection of the impacts of all global threats such as pandemics, terrorism, organized crime, cybercrime, natural hazards, climate change, economic risks especially those related to energy sources, and economic instability, and remaining aware of available opportunities at the local level up to the global level.
- Risk prevention, opportunity investment and mitigating the complex implications associated with them are carried out with a well-thought-out knowledge to enhance sustainability while developing a flexible development structure that prevents new risks or at least reduces the severity of existing ones.

## **Report Messages: Why did we issue the second voluntary national review report?**

The report delivers two sets of internal and external messages:

### **Internal messages**

#### **Youth are the engine of change and central to development.**

- The youth movement is a declaration of change towards a new social contract (the State and society).
- Youth represent the peak of the demographic gift. They are the group that can change, construct and participate.
- Active citizenship embraces diversity, enhances participation, and preserves rights and privacy.

#### **Create positive competition at the local level (government and community)**

- Inspire the spirit of development nationally and locally to promote constructive competition.
- Decentralization is an enhanced approach to equality and justice.
- Integrated planning and policy consistency enhance participatory approaches and sustainable local development (spatial development).

#### **We will not leave anyone behind (solidarity and responsibility among development partners during the COVID-19 crisis)**

- Containing the complex crisis (health and economic), reducing its repercussions, and mitigating its effects on vulnerable groups is the responsibility of the State.
- Solidarity-based responsibility among development partners will enhance the protection and security of communities in crises.
- The developmental roles and functions of civil society and the private sector are success stories in social cohesion.

Figure 1: Basic Messages of the Report



## External Messages

### International partnerships represent solidarity in times of crisis.

- Global partnership strengthens human security.
- International global partnerships are an opportunity to build knowledge and share experiences.
- Partnerships should be based on ensuring equal opportunities among nations and recognizing international global interdependence, and geared towards alleviating the suffering of the least developed and most in-need countries.

### Determination to stay on track and sustain the momentum of development

- Responding to the challenges of global and local realities.
- Understanding crises positively by focusing on maintaining progress on the SDGs.
- Continuing to build strength and resilience to face risks and crises.

## Objectives of the report

The report seeks to achieve a group of objectives, including:

- Monitor progress in achieving the SDGs a third of the way into the period for achievement, and assess prospects for policy development for realizing the goals.

- Follow up and evaluate the impact of economic, political, financial, and social crises on achieving the SDGs.
- Extrapolate the government and community response to crises, diagnose pitfalls, identify the most important indicators, and explore how to deepen and extend them.
- Find the best ways to keep sustainable development on track.
- Listen to stakeholders' voices and aspirations regarding goals and how they are achieved.
- Develop a national and local declaration with an international dimension to continue moving towards achieving the SDGs by delineating the role of the federal government in its institutions, and local government in provinces and councils, in advancing the goals through their development policies and practices.
- Chronicle the success of the government in framing the health crisis and reducing its repercussions through flexible, realistic and innovative recovery policies, responsive to the complex crisis and within participatory development frameworks.
- Mark the drivers of implementing the SDGs at the national and local level and make them a development starting line for post-COVID-19 recovery policies by adopting the principle of competitive advantage.
- Call for the renewal of the required social contract based on citizenship that fosters diversity, preserves rights, and responds to community solidarity.
- Learn about the development levers and explanation of the seven stories of the Iraqi provinces chosen by the report.
- Promote opportunities for moving from the national to the local level in preparing SDG reports. Basra, Karbala and Anbar were at the forefront of provincial reports, emphasizing the commitment of their local governments to the sustainable development agenda, in accordance with the realities of each province, its basic needs, and priorities. They have also developed local plans appropriate to these priorities. These reports prepared a road map for each province to achieve the future it aspires to: A diversified and sustainable economy, decent work, a recovering and vibrant society enhanced by high enabling skills, stable income that provides a decent life for people and a pollution-free environment.

### **Reporting methodology**

This report presents the second voluntary national review on the implementation of the SDGs to the High-level Political Forum sponsored by the United Nations, in which Iraq will participate for the second time.

The "safe society" approach has been adopted as part of strong national coordination and monitoring of the SDGs. The global goals have been translated and implemented through medium-term national development plans and long-term development strategies and policies, which also adhere to the three dimensions of sustainable economic, social, and environmental development.

Perhaps the most difficult task in implementing this workflow is to balance reality and ambition to meet the competing demands and priorities of millions of citizens. This experience has helped us not only to compare our reality with international reality but also to review our plans and reconsider our approach in Iraq. This vision is not only to

heal ourselves, but to think about the quality of life, the cohesion of society, our human and social capital, and how we preserve our heritage for future generations.

The main challenges to realizing this vision are determining a path to achieve it, diagnosing its pitfalls, building the steps of its revival and sustaining its development. The voluntary national review considers progress and presents the journey we are taking. It also highlights achievements and challenges, shares lessons and identifies next steps, which will determine the efforts and development paths of the federal and local governments. Five pillars of the review preparation methodology were:

- **Participatory:** Preparing the report relied on a participatory development approach involving the government represented by the Ministry of Planning, stakeholders represented by non-governmental organizations (NGOs), the private sector and various ministries and government departments, particularly the Central Bureau of Statistics, and academic and research institutions. A broadly representative committee of stakeholders was appointed to ensure that their aspirations and visions were included.
- **Selecting related dimensions:** Here it must be recognized that we do not have all the levers of development, and that what can be achieved to sustain development depends not only on the government's efforts but also on the activity of civil society and the private sector. It is also essential to integrate international efforts in achieving sustainable development.
- **Constructive comparison:** We selected provinces that represent various paths to achieving sustainable development. These provinces offer narratives from which lessons can be drawn for other provinces.
- **Advance comparison paths at the national and local levels.**
- **Consultation with stakeholder groups to monitor their views and expectations on sustainable development.**

To prepare the voluntary review report and promote sustainable development, several activities were held, the most important of which were:

- First Voluntary Report Results Conference, August 2019
- Conference of the Ministry of Planning entitled, “Comprehensive review of the sustainable development agenda and preparing a recovery plan to the health and economic effects of Covid-19 pandemic,” Baghdad, October 21-22, 2020.
- SDG Localization Workshop, November 27-28, 2020.
- Work at the local level to produce sustainable development reports at the province level.
- National consultations to prepare Iraq's second voluntary report on sustainable development in Baghdad, March 15-16, 2021.
- National consultations with civil society towards preparing Iraq's second voluntary report on sustainable development for 2021 (March 28, 2021).
- National consultations with persons with disabilities and special needs towards preparing Iraq's second voluntary report on sustainable development for 2021 (April 4, 2021).
- National consultations with youth groups towards preparing Iraq's second voluntary report on sustainable development for 2021 (April 6, 2021).

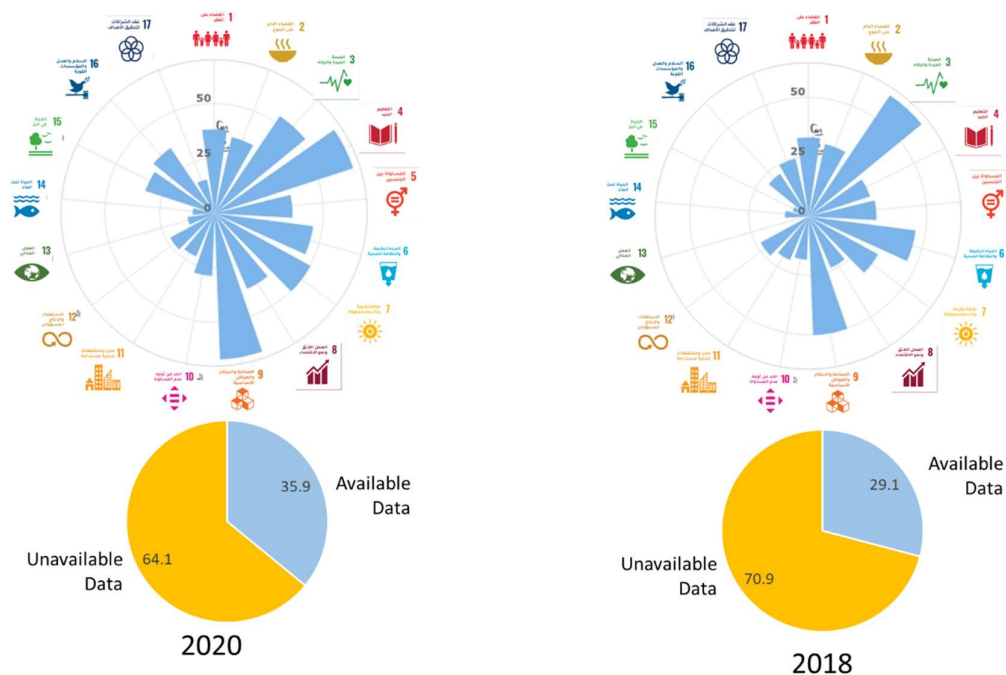
- National consultations with the private sector towards preparing Iraq's second voluntary report on sustainable development for 2021 (April 6, 2021).
- National consultations with women's groups towards preparing Iraq's second voluntary report on sustainable development for 2021 (April 11, 2021)
- Consultations of a follow-up unit to achieve Iraq's vision and the SDGs by 2030 on May 24, 2021.

### Challenges to completing the second report

Several challenges arose in the preparation of the second voluntary review report. The most important were:

- **Data challenges:** The health and financial crisis constrained the central statistics agency's capacity to provide sustainable development indicators and objectives. However, the rate of available data increased from 29% in 2018 to 36% in 2020, meaning a 7% reduction in the data gap, although statistical efforts were hampered in 2020 by the pandemic (Figure 2). This does not represent how ambitious we are to increase analytical capabilities, mark gaps and assess the efficiency of development. With the data gap, the continued impact of the pandemic and its worsening repercussions, an important challenge came in choosing how to monitor the effects, consequences and repercussions of this complex crisis.
- **Communication challenges:** Social distancing measures and restrictions on travel in the country and abroad have limited the ability of report partners and stakeholders to communicate with each other, particularly with varying capacities to deal with new communications.

Figure 2: The Data Gap Between 2018 and 2020



Source: National Sustainable Development Goals database.



## Stakeholders and partners

Addressing the current complex crisis in the context of the SDGs requires great cooperation between various local and international stakeholders, particularly since development financing needs are one of the most important problems. Close cooperation is imperative to achieve an appropriate response to such major challenges. We must accordingly strengthen public-private cooperation. In partnership with the private sector, we can expand opportunities for advancement again, while retaining an important space to create job opportunities.

## Recovery path

Iraq, its economy and its humanitarian security have been locked in the closed loop of national and international crises from 2019 to 2021. Iraq has seen negative repercussions for human beings, society, the economy, and politics.

Iraq entered 2020 with a government that resigned under pressure from the popular protests that swept through Baghdad and other central and southern provinces. For a full six months, political forces were not able to achieve consensus on a prime minister. On May 6, 2020, the government formed by Mr. Mustafa Al-Kadhimi won the confidence of Parliament.

The new government faced the legacy of economic and social policies of the previous governments. In the last third of 2020, the country experienced a deep financial crisis that made it unable to pay employees' salaries, leaving it with one of two options: borrowing or devaluing the national currency. It had to do both. This was addressed by the Financial Reform Document (White Paper) prepared by the Emergency Financial Reform Unit, established according to Cabinet Resolution No. 12 on May 12, 2020.

The health crisis increased the vulnerability and expanded the difficulties facing the health system. It was not able to manage risks affecting human beings, and consequently the economy and society. The crisis caused an outbreak and increased human insecurity. Food became scarcer, poverty harsher and violence increased especially against women.

The pandemic affected the macroeconomy, which was already following a downward trend due to falling global crude oil prices. This combined with total and partial lockdowns has caused a fiscal crisis and economic stagnation. Structural imbalances deepened and distortions in the economic system increased under insufficient policies to correct the structure of the national economy and stimulate the private sector.

As the development process faltered and the situation worsened, people took to the streets in October 2019. Youth protested the lack of services and jobs, and demands grew for political and electoral reform. Although the movement has not produced clear leadership, it has taken a national approach aimed at promoting accountability and ensuring genuine democratic representation.

In the 2020 Human Development Report, Iraq ranked 123<sup>rd</sup> out of 189 countries on the Human Development Index, down from 120 in 2019. The value of the Sustainable Human Development Index slightly increased from 0.671 in 2018 to 0.674 in 2019. Challenges caused by political instability and financial pressures have likely slowed achievement of

the SDGs in critical areas such as poverty reduction, health and education, gender equality and reducing gender-based violence.

Putting progress back on track calls for the following:

- Implementing the national plan to return the displaced: The continuing crisis of 1.5 million displaced people in tents and outside cities prompted the government to adopt a national plan to return them to their liberated homelands in 2020. Between 2014-2021, 415,265 families were returned from emergency displacement. Anbar achieved the highest return rate at 84%, followed by Salah al-Din at 57.1% and Nineveh at 55.7%.
- Acting on the White Paper: This is a road map aimed at reforming the economy and addressing the serious challenges it faces. These challenges have accumulated over the past years due to faulty policies, mismanagement, corruption, and lack of planning, as well as almost total dependence on oil as the main source of state revenue. The White Paper includes five axes as well as an assessment of the current situation. It looks at issues to achieve sustainable financial stability, reform the macroeconomy according to strategic foundations, give priority to productive economic sectors, provide sustainable job opportunities, improve basic infrastructure that contributes to the advancement of future sectors, provide basic services, rationalize and direct social care with priority given to the poor and to protect them during and after the reform process, and finally, develop governance and the legal and administrative structure to enable institutions and individuals to implement reforms.

Iraq clearly needs to correct the development path of Iraq. Positive practices to achieve reform in the White Paper comprise reducing the repercussions of the pandemic through crisis-sensitive policies in the recovery strategy, and striving to end the crisis of the displaced through the national plan, in line with the imperative of leaving no one behind. This could provide a historic opportunity to change the course of development at the national and local levels, within the framework of Iraq's vision for sustainable development by 2030, with actual participation by all actors, and while giving young people a leading role in change.

- The National Document for Recovery Sensitive to the COVID-19 Crisis is an implementation plan aimed at rapid response and recovery from the effects of the current complex crisis. The plan shall be implemented over two years and in line with the basic principles of the United Nations, which made it the recommended path for recovery. It is as follows: health first, protecting people, the economic response, macroeconomics, and societal cohesion. The plan aims to reach financial recovery to achieve long-term sustainable development through response policies that accelerate recovery, build human resilience and manage the crisis considering its continuation. Moreover, it calls for evaluating the impact and reaching maximum levels of preparedness to face worst-case scenarios.
- Strategic Cabinet decisions include, for example, those related to completing early elections, strengthening anti-corruption measures, and implementing strategic projects, including the Grand Port of Faw.
- International documents that Iraq has committed to include UN Security Council resolution 1325 on women, peace and security, human rights agreements, and the Paris Agreement on climate change ratified by Law 31 of 2020. Moreover, Iraq will complete its Nationally Determined Contribution under the Paris Agreement.

This will be among the basic plans that Iraq will depend on to achieve flexibility for fragile national priority sectors over the next three years as it seeks to reduce potential risks and find effective means towards environmental sustainability.

The government has adopted a series of measures to enhance opportunities for empowerment and progress in the sustainable development agenda, aiming at inclusion, awareness, and participation; effective and decentralized institutions; integrated planning, budgeting, and monitoring; charting a financing framework for the future; and strengthening transnational partnerships.



Iraq's vision considers inclusion, awareness, and participation as key to achieve the SDGs by "leaving no one behind". These are also among the main principles of the 2030 Agenda and the SDGs. The goals and indicators can be achieved only if the development process is comprehensive and participatory for all sectors and groups of society. Providing social safety nets can enhance empowerment and opportunities to achieve equity and equal access to resources, which can lay foundations for comprehensive development.

The success of any step in the path to recovery and sustainable development depends on building trust in the following three areas: improving security and governance, reducing corruption, and eliminating barriers to investment, especially foreign investment. The increase in investment contributes to the growth of the economy by enhancing job opportunities and raising wages. Advancement also requires a flexible administrative structure that limits high levels of employment and makes Iraq more resilient. Of course, the time has come for the Iraqi government, with the help of its international partners, to begin mobilizing resources and energies in a grand bargain that paves the way for better accountability and more effective governance.

## Report Structure

The report consists of five chapters. The first is the introduction and review of general issues related to preparing the report and its objectives. The second chapter includes an analysis of the national context between 2019 and 2021, the complex political, health and economic crisis of Iraq, and major implications for achieving the SDGs.

Chapter III offers a brief progress review of achieving the goals from a national perspective, drawing on national and international data sources, particularly development performance indicators published annually by the United Nations. The report focuses on six objectives that report consultations prioritized for Iraq at this stage.

Chapter IV analyses in brief the problems of administrative decentralization, their impact on local development and constraints under the current administrative reality.

To highlight the sustainable development performance of the provinces, seven provinces were selected, containing more than half of the Iraqi population. They are presented in Chapter V to analyze their experience in achieving the SDGs. In order to monitor this performance, the preparation team developed two digital guides to measure achievement. The first focuses on the achievement of indicators for each goal compared to the international standard. The second looks at local development perseverance; it ranks each province's commitment to progress in terms of success on indicators for each goal.



## **CHAPTER II: THE NATIONAL AND LOCAL CONTEXT**

## Chapter II: The national and local context

A closer look at 2019-2021 shows positive and negative phenomena and practices along with their impacts on the SDGs in Iraq. This highlights the importance of preparing and writing Iraq's second voluntary national review report in 2021.

The most important issues are as follows.

### People's Movement: Citizen's window for change

On October 1, 2019, a unique social movement broke out in Iraq's contemporary political history. It was renewed on October 25 and beyond, and became more inclusive, deep, and able to reach out. The streets of Baghdad and other provinces in the south and center were filled with thousands of young men and women protesting and seeking a new political era. They aspired to restore the national identity, achieve social justice, and build a new social contract. In general, poor economic conditions, weak social policies and high poverty and unemployment rates have increased popular and youth demands for real, comprehensive, and radical reforms against corruption, unemployment, and poor services. They have demanded a free and dignified life that meets their fundamental rights, needs and aspirations, albeit minimally, and strengthens the bonds of their nationality and the values of citizenship.

This movement was formed by a group of young people demanding jobs and public services. Their protests have spread to demand change in the political and electoral system to strengthen the national identity. Their slogan was: "We Want a Homeland".



The protests, some of the demonstrations were violent and the others were peaceful and the others were peaceful, have led to a growing crisis of trust between citizens and the State. Because of growing crisis of trust, the social contract was dismantled and affected the government's legitimacy by demanding change and early elections.

**Framework 1: Localization of the SDGs in the Five-Year Plan of the Ministry of Youth and Sports: Results and Indicators**

The two reports submitted by the Ministry of Youth and Sports focused on the response of the youth strategy to the SDGs in 2018 and 2019. The ministry carried out 1,344 activities from the first report. The second report for 2019 referred to the localization of the goals in the ministry's plan. It included the 708 funded and free goals and programs implemented by the ministry's departments, targeting 99,589 young people: 81,754 males and 17,835 females. Free activities (404) were part of the ministry's annual plan for 2019, targeting 15,049 young men and women, with 8,430 males and 6,619 females.

The SDGs	Implemented activities	Number of beneficiaries	Males	Females
<b>SDG 3 Health and well-being</b>	112	40,211	31,767	8,444
<b>SDG 4 Good, equitable and comprehensive education</b>	454	54,758	47,263	7,495
<b>SDG 5 Gender equality and empowerment of women and girls</b>	2	68	24	44
<b>SDG 7 Ensure affordable access to modern, reliable, and sustainable energy services</b>	2			
<b>SDG 8 Provide decent work and revive the economy</b>	45	1,114	799	315
<b>SDG 9 Build quality, reliable, sustainable, and resilient infrastructure</b>	4			
<b>SDG 13 Take urgent action to address climate change and its effects</b>	2	270	120	150
<b>SDG 16 Build peace and strong institutions</b>	87	3,168	1,781	1,387
<b>Total</b>	<b>708</b>	<b>99,589</b>	<b>81,754</b>	<b>17,835</b>

Source: Youth consultations to prepare the second voluntary report 2021.

Iraq has not witnessed peaceful protests before. No party, governmental or religious party has called for such a thing since the republican regime was declared in 1958. Most protesters were young people, born and raised in the new democratic system, who did not suffer the injustice of the tyranny and dictatorship that ruled the country. But they had another source of suffering, which is unemployment and its consequences. Overflowing information from social media was the main driver of the protests, with sites providing an easy and available means for people to coordinate and join the movement. To sum up: the movement represents a different generation, in thinking, behavior, and aspirations, that did not accept being marginalized.

The demonstrations and popular movement contributed to events that shifted focus from an ethnic-sectarian discourse to a serious discussion of national unity and “community peace”. Community peace is prevailing again in lands liberated from terrorist groups, a transformation that facilitates the repair of the social fabric in local communities. This has shifted the view of the protests from a threat to an opportunity to strengthen societal unity and reduce perceptions of disenfranchisement within both marginalized groups and underrepresented majority groups.

The popular movement represented an unprecedented opportunity to show the challenges of this generation, which is struggling through the bitterness of deprivation and uneven development. It was a focal point for the change process. The government resigned and gave a direct message to the crowds, particularly in the southern provinces (Dhi Qar, for example) to express themselves, adjust the course and move steadily towards reform and change.



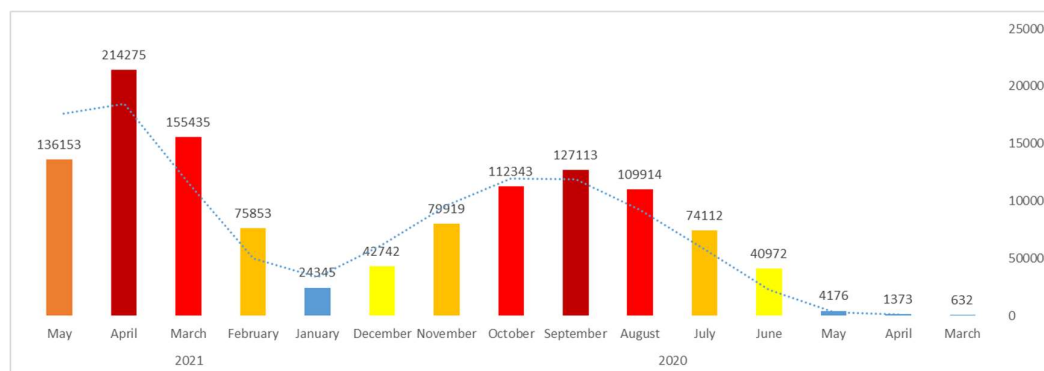
## Health Crisis: COVID-19

The COVID-19 pandemic has disrupted sustainable development in Iraq and most countries and regions of the world. The impact varies from one country to another, from region to region. A determining factor is the vulnerability of systems, institutions, and people.

The pandemic has also canceled some progress made in previous phases. It has affected the economy directly and indirectly, despite the early response and attempts to mitigate effects through lockdowns in March 2020 and social distancing. These measures were in addition to those in education such as e-learning and integrated education. Gatherings that increased the spread of the virus were reduced. These precautionary measures lowered expected pressure on the health system.

The first casualty of COVID-19 was recorded in Iraq on February 24, 2020. By the end of December 2020, the number of cases reached 589,943 (1.5% of the population) and deaths reached 12,755 (2% of total cases) while 528,872 people recovered (89.6%, the recovery rate).<sup>(1)</sup> The numbers kept rising until Iraq entered the second wave starting from February 2021. The total cases reached 1,201,352 (3% of the population), deaths reached 16,375 (1.4% of total cases), and 1,116,456 people recovered. The number of vaccinated people reached 594,927 at the end of May 2021.

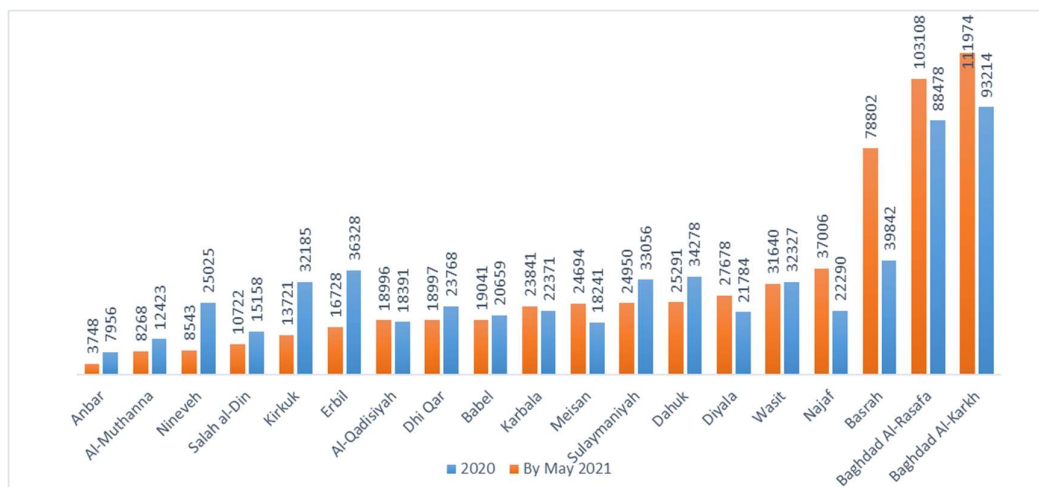
Figure 3: Monthly Development of COVID-19 Cases Between February 2020 and May 2021



Source: The figure was prepared using the Ministry of Health's daily epidemiological situation report.

At the provincial level, Baghdad was the most affected in terms of cases and deaths. In 2020, the total number of confirmed cases reached 179,000. Baghdad was followed by Basra and the three provinces of the region (Erbil, Dohuk and Sulaymaniyah). They were followed by Wasit and Kirkuk, with more than 32,000 confirmed cases. Anbar had the lowest number of cases. During the first five months of 2021, Baghdad and Basra continued to be at the forefront with those most affected followed by Najaf, Wasit and Diyala (Figure 4).

Figure 4: The Number of Confirmed Cases of COVID-19 in Each Province as of May 31, 2021



Source: World Health Organization, COVID-19 Dynamic Infographic Dashboard Iraq 2020-2021, (<https://app.powerbi.com/view?r=eyJrIjoibG9jYm90IjYmIjZlIhMS00MDIhLTg3MjItMDNmM2FhNzE5NmM4IiwidCI6ImY2MTBjMG13LWJkMjQtNGIzOS04MTBiLTNkYzI4MGFmYjU5MCIslmMiOjh9>).

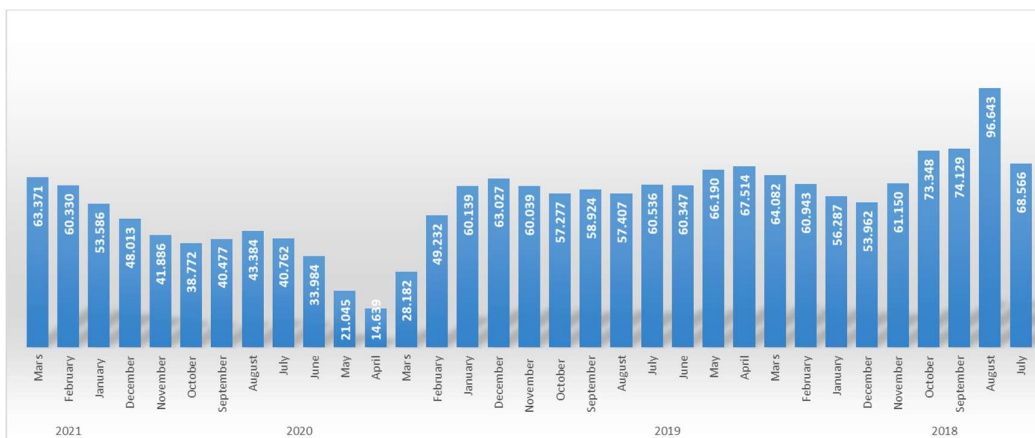
## The Economic and Financial Crisis

In Iraq, the pandemic coincided with an unprecedented drop in crude oil prices, and a sharp deterioration in oil export revenues. The government relies on crude oil to finance up to 95% of the public budget. The share of oil in gross domestic product (GDP) is more than 40%.

The price of Iraqi oil (Basra Light and Heavy Crude and Kirkuk Oil) was \$63.03 per barrel in the last month of 2019. However, when the first case of COVID-19 was recorded in Iraq in February 2020, the average price was around \$49 per barrel. The price kept declining and reached \$14.64 in April 2020. It rose to \$33.98 in the middle of the year, and 48.88 in December 2020. Based on statistical data of the Ministry of Oil/Oil Marketing Company (SOMO),<sup>(2)</sup> Figure 6 shows total oil exports and revenues in 2019, 2020 and the beginning of 2021.

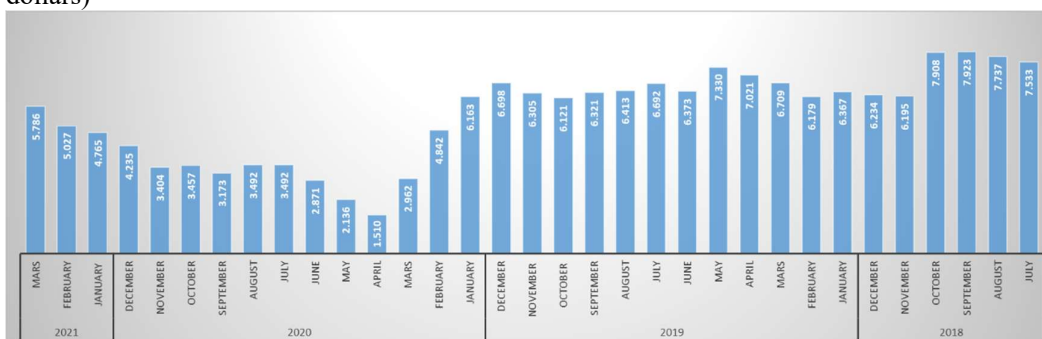
- In 2019, crude oil exports reached 650.2 million barrels, with \$75.5 billion dollars in revenue, and an average price per barrel of \$61.
- In 2020, crude oil exports reached over 1 billion barrels, for \$41.7 billion dollars in revenues, and an average price per barrel of \$38.40.
- These data show that Iraq's exports changed by 55.4%, while its revenues decreased by 46.8% because of the price drop by 37.1%. See Figure 7.

Figure 5: Average Price of Iraqi Exported Oil by Month Between 2018-2021 (dollars per barrel)



Source: Ministry of Oil (<https://oil.gov.iq/?page=123>), accessed May 10, 2021.

Figure 6: Revenues from Iraq's Oil Exports by Month Between 2018 and 2021 (billions of dollars)



Source: Ministry of Oil (<https://oil.gov.iq/?page=123>), accessed on May 10, 2021.

## Repercussions of the Complex Crisis

The pandemic has negatively affected the standard of living of Iraqi citizens and family income, especially among those who work in the private sector, and in most economic and development activities. This was evident in the volume of GDP at current prices for the first and second quarters of 2020 when compared to the same periods in 2019 (Table 1). The impact was greater for oil output; it decreased in the second quarter of 2020 by 71% compared to the first quarter of the same year, due to the drop in the oil price. The oil price fell from \$64.70 per barrel on average in the first quarter to \$23.40 per barrel in the second quarter. As for non-oil activities, they decreased by 16% in the two mentioned quarters.

Table 1: GDP at Current Prices for 2020 Compared to 2019 (trillions of dinars)

Year	Quarter	Crude activity	oil	Rest activities	of GDP
<b>2019</b>	First	27.6		33	60.6
	Second	30.1		38.4	68.6
	Third	28		40.2	68.2
	Fourth	28.7		51.9	80.5
	Total	114.4		163.5	277.9
<b>2020</b>	First	20.5		32.6	53.1
	Second	8.8		31.8	40.6
	Third	15.1		38.1	53.2
	Fourth	16.4		35.4	51.9
	Total	60.8		137.9	198.8

Source: Central Statistical Organization, Directorate of National Accounts, Preliminary Estimates of Gross Domestic Product.

The current complex crisis keeps posing difficult challenges to most people and to the achievement of the SDGs. The following figure provides a visualization of the most prominent manifestations of the crisis, its possible repercussions, and its impacts on the SDGs.

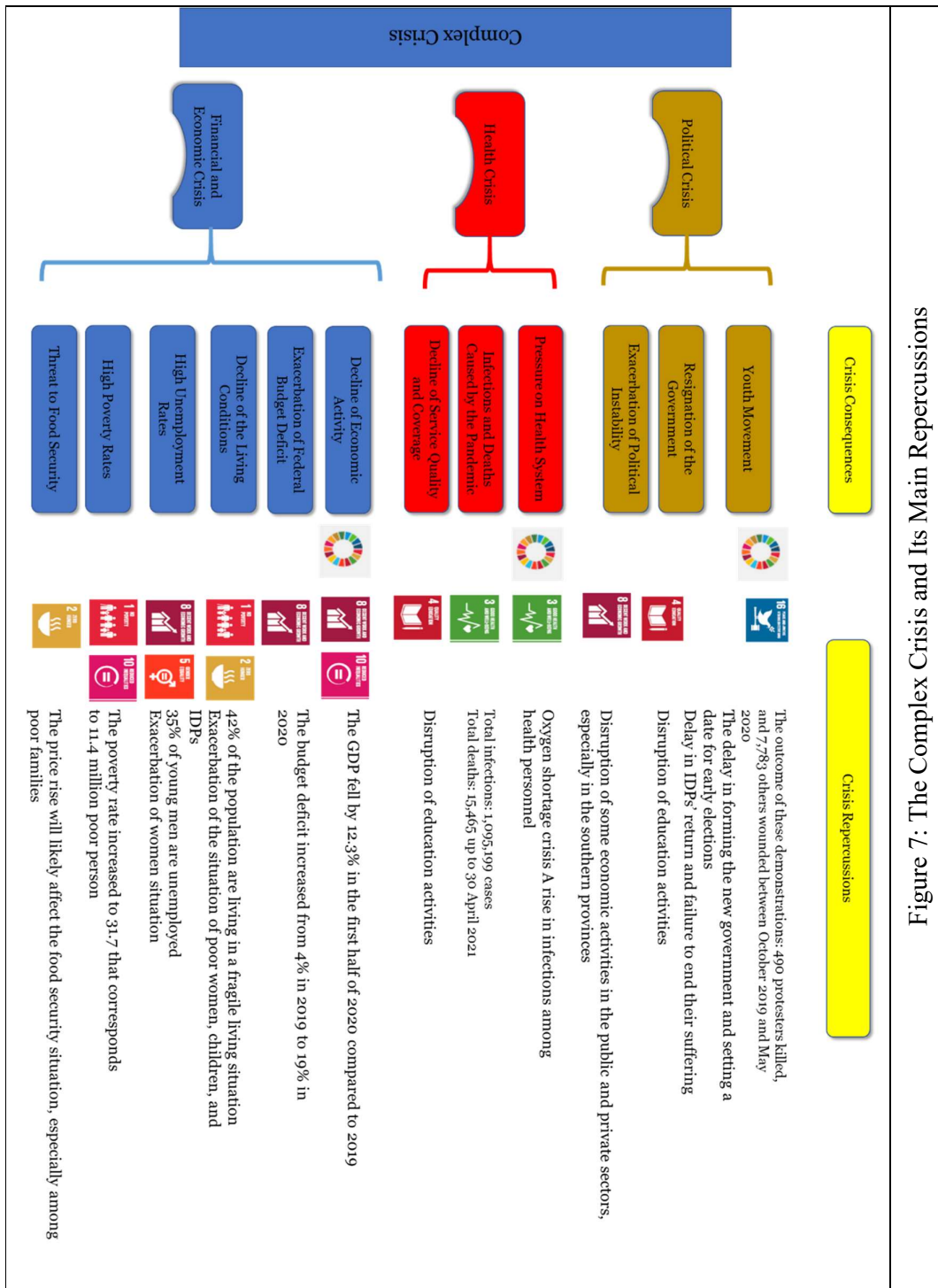


Figure 7: The Complex Crisis and Its Main Repercussions

### Government Actions

The government formed a crisis unit to confront the pandemic. It took the following actions: Stopped trade movement in mid-March; closed five land ports with Iran; and banned entry to arrivals from 11 countries and banned Iraqis from traveling there, except as part of official delegations and diplomatic bodies. Moreover, it closed public gathering

places such as shopping malls, cinemas, places of worship, cafes, restaurants, swimming pools, event halls and parks, clubs and social forums until further notice. A lockdown was imposed on March 17, then schools and universities were closed, and the number of workers in government institutions was reduced by half. A shift system was put in place, except for the security, health and service units.

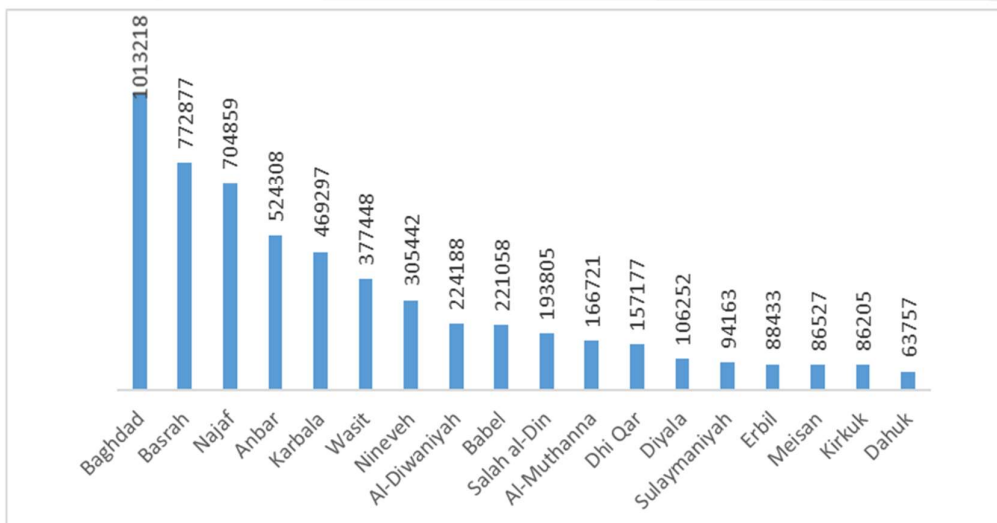
On February 26, as the pace of the pandemic began to increase, the crisis unit further decided to suspend working hours in all educational institutions and closed cinemas, clubs, cafes and forums for 10 days. On March 5, the Hussein shrines decided to stop Friday prayers in Karbala. The crisis unit banned travel between provinces, starting from March 15 to March 25, except for emergency cases, employees whose departments needed their services, and food transport. On March 17, the crisis unit imposed a lockdown in Baghdad until the evening of March 24, and suspended official working hours in all ministries and governmental and non-governmental institutions, except for the security, service and health units, media and food trade. Governors were authorized to impose lockdowns in their provinces. As cases rose, the crisis unit on March 22 extended the lockdown several times until March 28. On April 22, it eased bans, which applied only from seven in the evening until six in the morning, coinciding with the beginning of Ramadan. An increase in religious and social activity was expected. Employees were expected to return to work in state institutions and departments, at a rate of 25-50%. The government in mid-August canceled most restrictions. Sports activities and flights resumed, and land border crossings reopened to trade. The ban was reimposed with the second wave in February 2021.

In mid-February 2021, the ministries of communications and health launched an electronic application to register for the COVID-19 vaccine. The application recorded 351,680 people who received the vaccine.

The lockdown measures have affected most economic and social activities. This has caused difficulties especially for poor and vulnerable groups. To make matters worse, the government's measures did not include compensation for those who lost their income. The government provided a very small financial grant (30,000 dinars). The number of families that applied for this grant reached 2,758,694, equivalent to 13,017,339 people, according to a statement by the Ministry of Planning.<sup>(3)</sup> Overall, the societal response was praiseworthy with a great number of humanitarian and solidarity initiatives (Box 2).

Framework (2): The role of civil society: “Generosity is Iraqi” campaign for relief and Covid-19 prevention awareness

Non-governmental organizations have played an active and important role during the pandemic, providing care, relief assistance, awareness programs, and reaching areas that suffer from scarce resources and difficulty accessing them. According to the report that covered 287 days of it and was issued by the NGO Directorate in the Council of Ministers, this campaign was launched on 22 March 2020 with the participation of 4,700 NGOs operating throughout Iraq, including 18 foreign organizations and involved 64,706 male and female volunteers. 5,655,585 people distributed over 2,140 residential neighborhoods benefited from the campaign.



The private sector took several initiatives during the pandemic, such as:

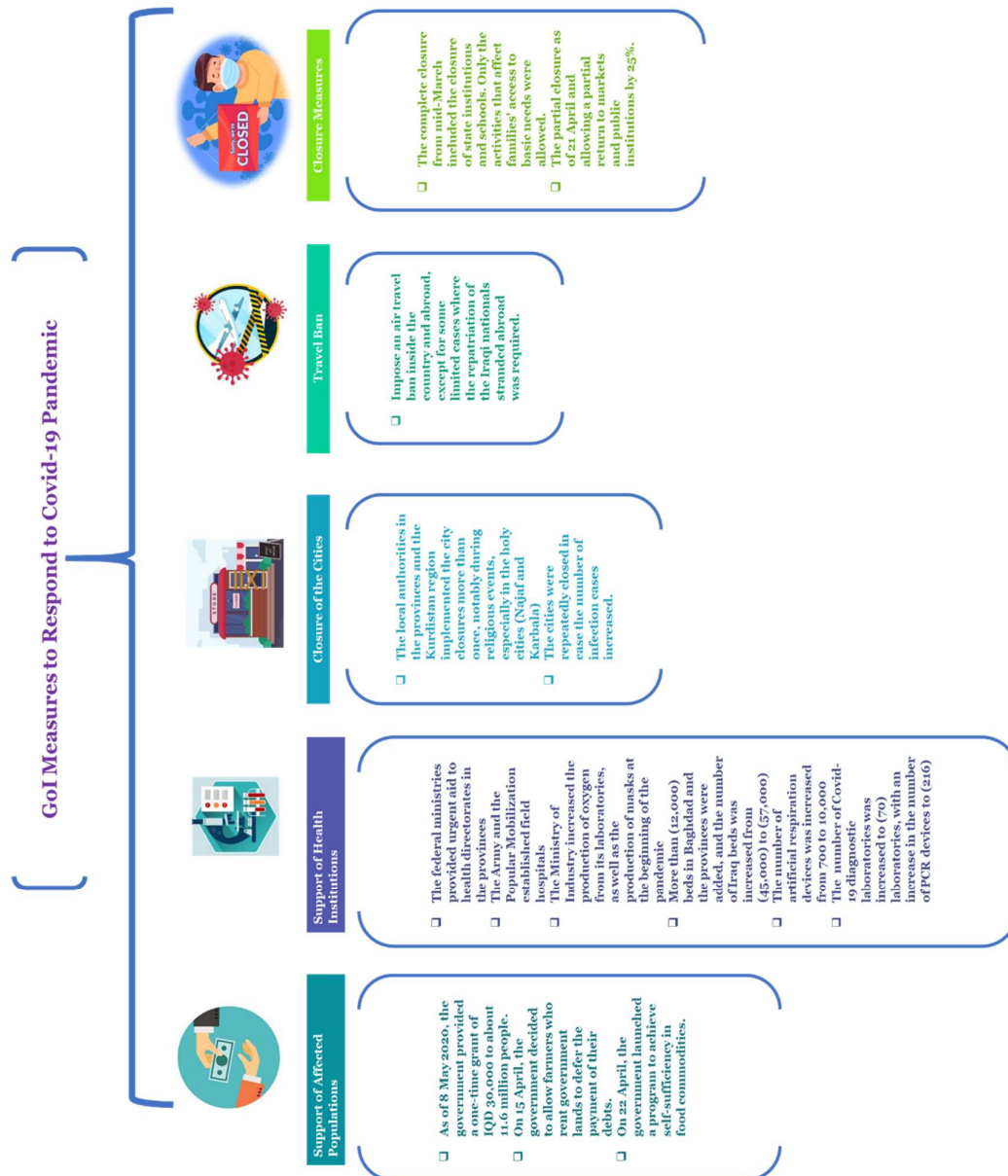
- **Iraqi Private Banks Association:** A group of non-governmental private banks financed 5,360 small and medium projects in 2020 under the 1 Trillion Dinars Initiative of the Central Bank of Iraq to finance small and medium projects.
- **Iraqi Economic Council.** This group of Iraqi women, businesspeople, investors, and companies investing and executing projects in Iraq is concerned with developing and supporting the economy, investment, and reconstruction. It aims to support and care for the private sector and investors, in accordance with the Constitution. The Council has implemented several initiatives on different occasions, and during the pandemic, it announced the National Healing Initiative, which included:
  - 4,000 oxygen tanks distributed to all provincial hospitals.
  - Medical equipment for prevention (100,000 masks and 50,000 pairs of latex gloves).
  - 300 protective suits for medical staff.
  - 60 medical laser thermometers.
  - 1,400 plastic face shields for medical staff.
  - 1,340 protective glasses for medical staff.
  - 3,000 kn95 respirator masks for medical staff.
  - Fogging devices for hospitals and buildings (10 sprinklers).
- Some companies took the initiative to build and equip quick testing centers for the virus.

There have been great discrepancies in the response to the pandemic and adherence to the rules of prevention and the decisions of the crisis unit. According to a synopsis of COVID-19 impacts on reproductive health services in Iraq in 2020, disparities in personal prevention measures include:<sup>(4)</sup>

- **Spatial distancing:** 68% of the population is committed to social distancing measures.
- **Wearing face masks:** About 65% of health institution visitors wear a face mask. People who do not wear it claimed various reasons, such as: the lack of comfort (43%), not useful (30%), unaffordable (24%), and other reasons (3%).
- **Cleaning hands:** 76% of health institution visitors reported their commitment to hand cleaning. This percentage is in fair proportion to the educational level.
- **Using the same face mask more than once:** 64% of individuals reported that they do not reuse the same face mask.



Figure 8: The Iraqi Government's Measures to Confront the Pandemic



An assessment report conducted by the Lowy Institute in Australia measures countries' average performance in managing the COVID-19 pandemic for 36 weeks following the first 100 confirmed cases. The report covered 98 countries based on the availability of data across six indicators: confirmed cases, confirmed deaths, confirmed cases per million people, confirmed deaths per million people, confirmed cases as a percentage of examinations, and tests per thousand people. Iraq's performance was low. It ranked 83rd with a score of 25.2%, while New Zealand ranked first with a score of 94.4%, followed by Viet Nam with a score of 90.8%. Brazil was last with a score of 4.3%.<sup>(5)</sup>



Part of the national consultations to prepare the voluntary national review report.



## **CHAPTER III: PROGRESS IN ACHIEVING THE SDGs**



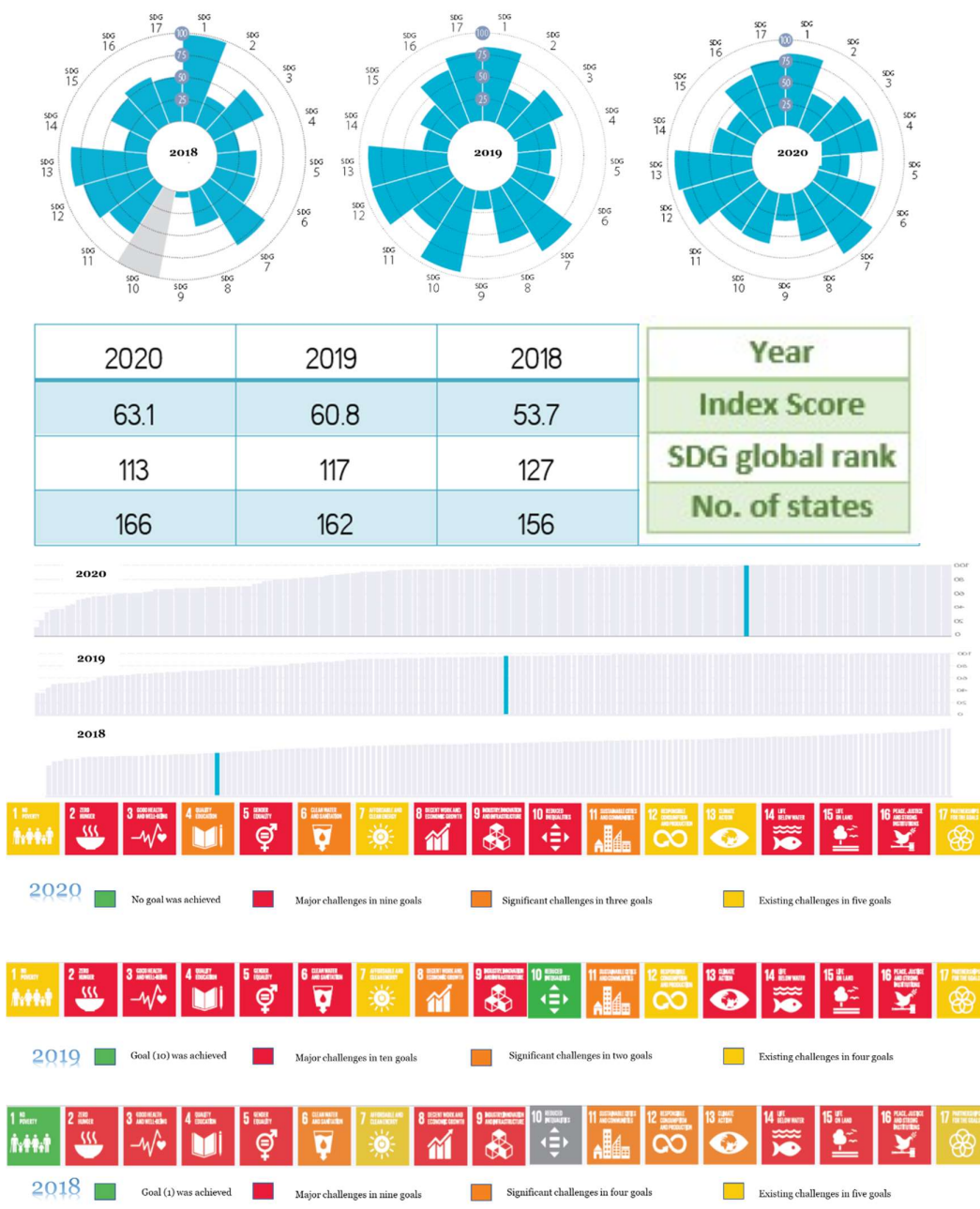
### Chapter III: Progress in Achieving the SDGs

During 2018-2020, Iraq achieved slight progress by 9.4 points on the SDG progress indicator (according to the SDG Index and Dashboards Report 2018). In 2018, it achieved an index value of 53.7, ranking 127 out of 156 countries. It advanced to 113 out of 166 countries with an index value of 63.1 in 2020, maintaining its above-average performance (see Figure 9). Iraq still faces challenges such as poverty and unemployment, however, and its performance does not reflect pandemic impacts, especially on SDGs related to poverty, work and unemployment.

Iraq attained varying degrees of achievement on the indicators of the 17 SDGs in 2018-2020. Achievements by goal are as follows:

- According to the SDG Index and Dashboards Report 2018, Iraq has achieved SDG 1, while the other goals (2-17) still confront major challenges. The reasons are the current political situation and the war against terrorist organizations, as well as regional problems that delayed progress.<sup>(6)</sup>
- According to the SDG Index and Dashboards Report 2019, Iraq has faced challenges on SDG 1 as a result of high cumulative unemployment rates and the accumulation of problems and social concerns, while other goals still suffer from significant challenges except for SDG 10. Regional, social, security, and political issues represent stumbling blocks to progress.<sup>(7)</sup>
- The SDG Index and Dashboards Report 2020 shows that major challenges remain on nine goals: 2, 3, 5, 8, 9, 10, 14, 15, and 16, and significant challenges remain in three goals: 4, 6, and 11. Some challenges remain in five goals: 1, 7, 12, 13, and 17.

Figure 9: Paths of Progress on the SDGs (2018-2020)<sup>(8)</sup>



Major challenges to achieving progress are Iraq’s rentier economy, unemployment rates resulting from the weak ability to generate job opportunities, high rates of poverty as a result of the worsening security and economic situation as well as the growing fiscal deficit, the weak participation of women in economic activity, the debt burden, weak institutional performance, the political and security reality that has generated conflicts and turmoil, financial and administrative corruption, and the impact of sub-loyalties on efficiency and delivery standards, as well as some environmental challenges such as desertification, pollution, and water scarcity. We shall address these challenges in detail later in looking at achieving sustainable development in Iraq.



Part of the preparation process of the voluntary national review report was a meeting at the Ministry of Planning.



## Goal (1) No Poverty

Local Perseverance  
Development Index

Local Comparative  
Development Index

الترتيب	الهدف (1): القضاء على الفقر	المحافظة
1	0.5313	ميسان
2	0.5294	السليمانية
3	0.2833	نينوى
4	0.2813	اربيل
5	0.1961	القادسية
6	0.1944	كركوك
7	0.1635	ديالى
8	0.1607	دهوك
9	0.1556	بغداد
10	0.1458	كربلاء
11	0.1455	صلاح الدين
12	0.1339	النجف
13	0.1214	الأنبار
14	0.1167	بابل
15	0.1056	البصرة
16	0.0833	واسط
17	0.0742	ذي قار
18	0.0732	المثنى

الترتيب	الهدف (1): القضاء على الفقر	المحافظة
1	0.925	السليمانية
2	0.756	اربيل
3	0.699	كركوك
4	0.621	دهوك
5	0.549	بغداد
6	0.536	بابل
7	0.475	النجف
8	0.441	كربلاء
9	0.424	البصرة
10	0.403	الأنبار
11	0.398	واسط
12	0.381	صلاح الدين
13	0.342	ديالى
14	0.319	ذي قار
15	0.283	المثنى
16	0.273	نينوى
17	0.260	القادسية
18	0.255	ميسان

1 NO  
POVERTY



تراجع في الانجاز التتموي

2020



2019



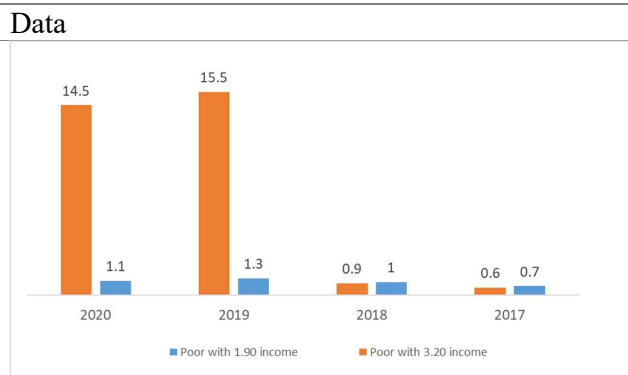
2018





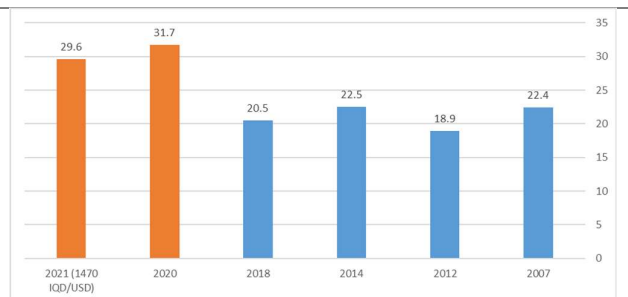
**Target**  
1-1: By 2030, eradicate extreme poverty for all people everywhere, currently measured as people living on less than \$1.25 a day.

**Indicator**  
1-1-1: Proportion of population below the international poverty line, by sex, age, employment status, and geographical location (urban/rural).



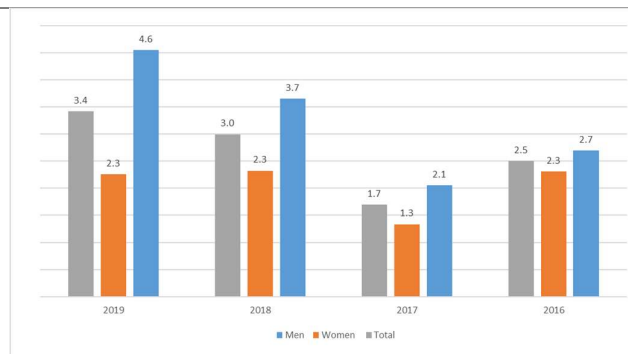
**Target**  
1-2: By 2030, reduce at least by half the proportion of men, women, and children of all ages living in poverty in all its dimensions according to national definitions.

**Indicator**  
1-2-1: Proportion of population living below the national poverty line, by sex and age.



**Target**  
1-3: Implement nationally appropriate social protection systems and measures for all, including floors, and by 2030 achieve substantial coverage of the poor and the vulnerable.

**Indicator**  
1-3-1: Proportion of population covered by social protection floors/systems, by sex, distinguishing children, unemployed persons, older persons, persons with disabilities, pregnant women, newborns, work-injury victims, and the poor and the vulnerable.



## Goal 1: No Poverty

Despite gains under this goal in 2018 and the fact that Iraq is moving closer to achieving it, exceptional circumstances led to the erosion of progress and diminished developmental achievement.

Poverty and inequality are widespread across Iraq. Efforts to tackle poverty have not adequately addressed multiple deprivations or rural-urban divides.<sup>(9)</sup> Consecutive crises such as the double crisis in 2014 and the complex crisis in 2020 as well as insecurity have led to the erosion of gains in poverty reduction under the two poverty alleviation strategies implemented since 2009. Table 2 shows how shocks exacerbated the conditions of people and pushed them to the verge of poverty, increasing their numbers significantly. The complex crisis since 2020 has led to a further deterioration in living conditions and reduced gains made after the defeat of terrorist groups.

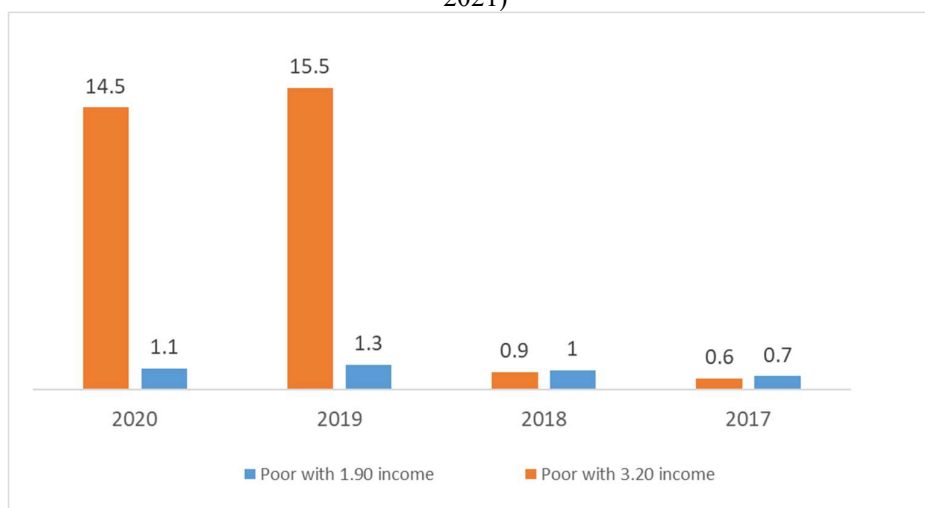
Table 2: Poverty Indicators in Iraq, 2007-2021

	Year	Poverty Line (dinars)	Poverty Rate (percentage)	Poverty Headcount (inhabitants in million)
<b>Al-Qaida Shock and Insecurity</b>	2007	76,896	22.4	6.648
	2012	105,500	18.9	6.465
<b>Pre-ISIS</b>	2014	105,500	16.0	5.760
<b>ISIS Shock</b>	2014	105,500	22.5	8.101
	2018	110,880	20.5	7.370
<b>Covid-19 Shock</b>	2020	111,000	31.7	12.680
<b>Scenario of General Fixed Social Transfers (1,190 dinars/dollar)</b>	2020	111,000	26.7	11.170
<b>In Case of a Change in Exchange Rate (1,470 dinars/dollar)</b>	2021	115,000	29.6	12.271

Source: Ministry of Planning and COSIT.

Figure 10 shows that Iraq recorded a significant decline in the indicator of the portion of the population living below the international poverty lines of \$1.90 and \$2.30 per capita per day (purchasing power parity). The percentage of the population living below these lines increased as a result of faltering social policies that led to greater vulnerability and delays in solving challenges related to internally displaced people (IDPs).

Figure 10: Proportion of the Population Below the International Poverty Lines in Iraq (2016-2021)



Source: SDG Index and Dashboards (2017-2020).

The decline in 2019-2020 results from challenges in addressing poverty, unemployment, and other social issues. It further complicated solutions to realize desired progress compared to 2017 and 2018 when Iraq achieved acceptable levels on SDG 1 indicators. This was due to measures in the poverty alleviation strategy, including the Social Fund for Development, and the expansion of social protection.<sup>(10)</sup>

More than 3.3 million people have benefited from the response of Iraqi civil society and local volunteer groups during the pandemic, including through the distribution of food baskets. Volunteer groups, mainly youth led, used innovative means to conduct humanitarian aid activities, supported coexistence and community awareness-raising, and managed to reach vulnerable populations in need.

### Framework (3): The Social Fund for Development: Institutionalize poverty alleviation measures

The achievement assessments of the two poverty strategies in Iraq since 2009 revealed that some factors hindered them and reduced their yield, including: The delay in approving budgets, the lack of optimal investment in poverty allocations, the weak capabilities of those in charge of implementation, the lack of procedures to hold the retarding implementing agencies accountable, and the failure to prioritize the strategic projects to match the needs of the poor. Therefore, a consensus on the priority of establishing a social fund for development was obtained.



Capacity Building and Institutional Development at a cost of

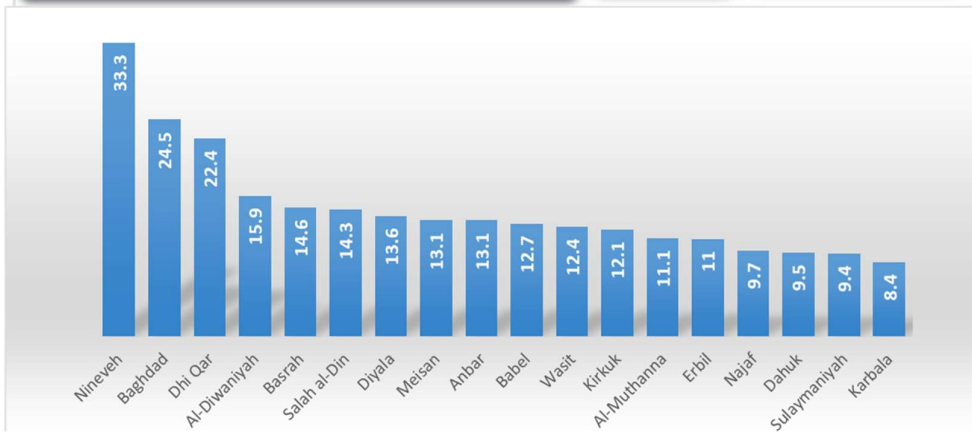


Support small and micro-finance systems with a cost of



Funding of Community-Based Projects Infrastructure, and Services

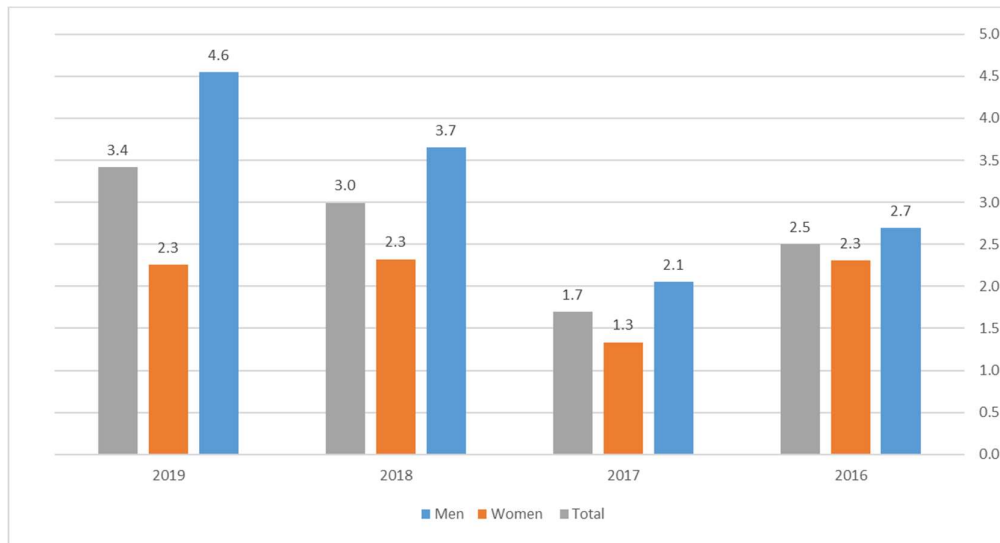
The Iraqi government sought by the Council of Minister's decision no. 270 of 2016 the World Bank's support in designing and financing the project to support community-led initiatives and improve living conditions and opportunities for the poor and the most vulnerable and priority groups. Since late 2016, the World Bank has worked closely with government specialists and provided support. The agreement of the Fund's project loan was signed in April 2018 based on successful international practices. The World Bank supported the government with a loan of \$300 million over five years. The Fund adopts a phased approach by including the provinces in its projects.



Distribution of the Fund Projects amounts to the Provinces (\$ million)

A large percentage of the population is still outside the coverage of social protection programs, which represents an institutional, economic, and social challenge at the local and national levels. In 2019, the proportion of the population covered by social protection for poor groups was only 3.4%, while women seemed less coverage by half than men (indicator 1-3-1).

Figure 11: Proportion of Men and Women Covered by Social Protection (2016-2020)



Source: Calculated from Ministry of Planning data and COSIT.

## Goal (3) Good Health and Well-Being

Local Perseverance  
Development Index

Local Comparative  
Development Index

الترتيب	المحافظة	الهدف (3): الصحة الجيدة والرفاه
1	السليمانية	0.5004
2	اربيل	0.4135
3	الأنبار	0.2450
4	دهوك	0.2386
5	المثنى	0.2358
6	كركوك	0.2170
7	بابل	0.1786
8	ميسان	0.1708
9	صلاح الدين	0.1384
10	كربلاء	0.1359
11	نينوى	0.1357
12	واسط	0.1272
13	ذي قار	0.1142
14	بغداد	0.1100
15	التنجف	0.1061
16	القادسية	0.0850
17	البصرة	0.0835
18	دبالي	0.0740

الترتيب	المحافظة	الهدف (3): الصحة الجيدة والرفاه
1	اربيل	0.500
2	دبالي	0.414
3	واسط	0.245
4	السليمانية	0.239
5	المثنى	0.236
6	كربلاء	0.217
7	نينوى	0.179
8	القادسية	0.171
9	ذي قار	0.138
10	دهوك	0.136
11	الأنبار	0.136
12	النجف	0.127
13	بغداد	0.114
14	بابل	0.110
15	صلاح الدين	0.106
16	كركوك	0.085
17	ميسان	0.083
18	البصرة	0.074

3 الصحة الجيدة  
والرفاه



ركود في الانجاز التنموي

2020  
زيادة معتدلة



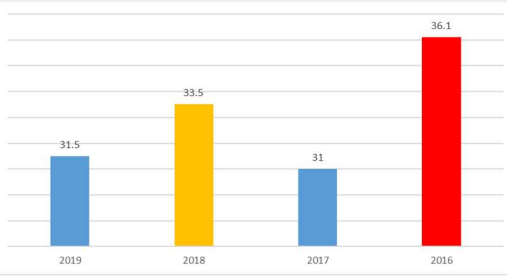
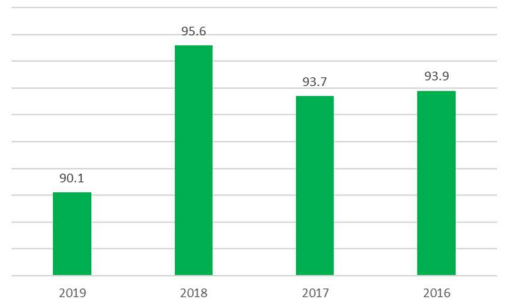


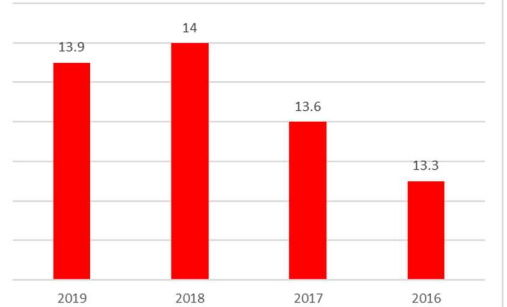
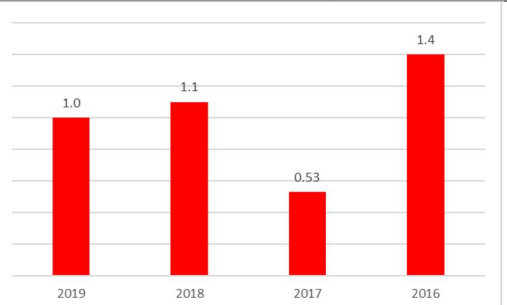
2019  
زيادة ثابتة



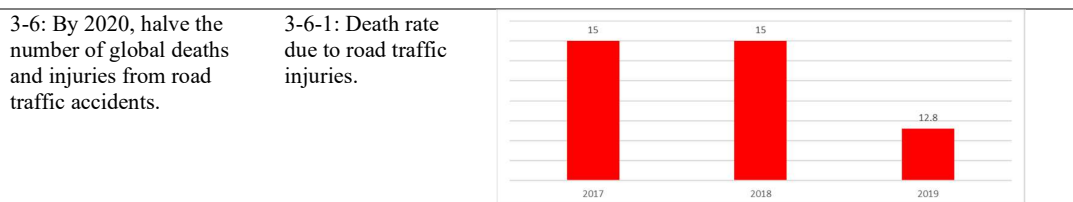
2018  
زيادة ثابتة



### Goal 3: Good Health and Well-Being

TARGET	3-1	Target	Indicator											
		3-1: By 2030, reduce the global maternal mortality ratio to less than 70 per 100,000 live births.	3-1-1: Maternal mortality ratio.	 <table border="1"> <thead> <tr> <th>Year</th> <th>Value</th> </tr> </thead> <tbody> <tr> <td>2019</td> <td>31.5</td> </tr> <tr> <td>2018</td> <td>33.5</td> </tr> <tr> <td>2017</td> <td>31</td> </tr> <tr> <td>2016</td> <td>36.1</td> </tr> </tbody> </table>	Year	Value	2019	31.5	2018	33.5	2017	31	2016	36.1
Year	Value													
2019	31.5													
2018	33.5													
2017	31													
2016	36.1													
			3-1-2: Proportion of births attended by skilled health personnel.	 <table border="1"> <thead> <tr> <th>Year</th> <th>Value</th> </tr> </thead> <tbody> <tr> <td>2019</td> <td>90.1</td> </tr> <tr> <td>2018</td> <td>95.6</td> </tr> <tr> <td>2017</td> <td>93.7</td> </tr> <tr> <td>2016</td> <td>93.9</td> </tr> </tbody> </table>	Year	Value	2019	90.1	2018	95.6	2017	93.7	2016	93.9
Year	Value													
2019	90.1													
2018	95.6													
2017	93.7													
2016	93.9													
	3-2	3-2: By 2030, end preventable deaths of newborns and children under 5 years of age, with all countries aiming to reduce neonatal mortality to at least as low as 12 per 1,000 live births and under-5 mortality to at least as low as 25 per 1,000 live births.	3-2-1: Under-five mortality rate.	 <table border="1"> <thead> <tr> <th>Year</th> <th>Value</th> </tr> </thead> <tbody> <tr> <td>2019</td> <td>24.3</td> </tr> <tr> <td>2018</td> <td>26</td> </tr> <tr> <td>2017</td> <td>23.1</td> </tr> <tr> <td>2016</td> <td>22.7</td> </tr> </tbody> </table>	Year	Value	2019	24.3	2018	26	2017	23.1	2016	22.7
Year	Value													
2019	24.3													
2018	26													
2017	23.1													
2016	22.7													
	3-4		3-2-2: Neonatal mortality rate.	 <table border="1"> <thead> <tr> <th>Year</th> <th>Value</th> </tr> </thead> <tbody> <tr> <td>2019</td> <td>13.9</td> </tr> <tr> <td>2018</td> <td>14</td> </tr> <tr> <td>2017</td> <td>13.6</td> </tr> <tr> <td>2016</td> <td>13.3</td> </tr> </tbody> </table>	Year	Value	2019	13.9	2018	14	2017	13.6	2016	13.3
Year	Value													
2019	13.9													
2018	14													
2017	13.6													
2016	13.3													
	3-6	3-4: By 2030, reduce by one-third premature mortality from non-communicable diseases through prevention and treatment and promote mental health and well-being.	3-4-2: Suicide mortality rate.	 <table border="1"> <thead> <tr> <th>Year</th> <th>Value</th> </tr> </thead> <tbody> <tr> <td>2019</td> <td>1.0</td> </tr> <tr> <td>2018</td> <td>1.1</td> </tr> <tr> <td>2017</td> <td>0.53</td> </tr> <tr> <td>2016</td> <td>1.4</td> </tr> </tbody> </table>	Year	Value	2019	1.0	2018	1.1	2017	0.53	2016	1.4
Year	Value													
2019	1.0													
2018	1.1													
2017	0.53													
2016	1.4													
														





There are still significant disparities and challenges in health services, especially after 2014 and the occupation of some provinces by terrorist groups. Complete and comprehensive health coverage varies across the country. In addition, the health system often focuses on curative services more than preventive and primary care.<sup>(11)</sup> Conflict, crises and displacement have undermined primary care, especially reproductive health services and vaccination, and exacerbated the spread of diseases and the social crisis.

### The Health System and the COVID-19 Crisis

The COVID-19 crisis imposed more pressure on the health system due to increased demand for health services in a context of poor human and material resources and weak infrastructure. Although the system does not meet International Health Regulations requirements, especially those related to responding to health risks and epidemics, an evaluation conducted in 2019 to monitor the availability of 531 therapeutic and life-saving pharmaceuticals showed that 12% of essential medicines were entirely available in health institutions, including life-saving medicines and those used to treat common cases, while half of medicines were not available in hospitals and health centers throughout 2018.<sup>(12)</sup>

According to the 2020 SDG report, health worker density per 10,000 people was low and did not change enough during 2016-2019. For example, the doctor density per 10,000 people in 2019 was 9, compared to 52 in Austria, 49 in Norway, 43 in Switzerland, Germany, and Sweden, 30 in the United Kingdom, 26 in the United States, 25 in Japan, and 19 in Turkey, according to 2019 data.<sup>(13)</sup> The crisis has imposed more challenges in meeting patients' needs, whether related to COVID-19 or other issues. These are due to poor human, material, and financial resources, and the inadequacy of health buildings, especially hospitals and health-care centers. The Ministry of Health responded to the health crisis by intensifying efforts and mobilizing its material and human resources to serve patients, despite the lack of resources (see Figure 12).

The concentration of expenditure on the operational side and neglect of the investment side have narrowed the chances for keeping pace with increased demand for health services and improving quality standards.

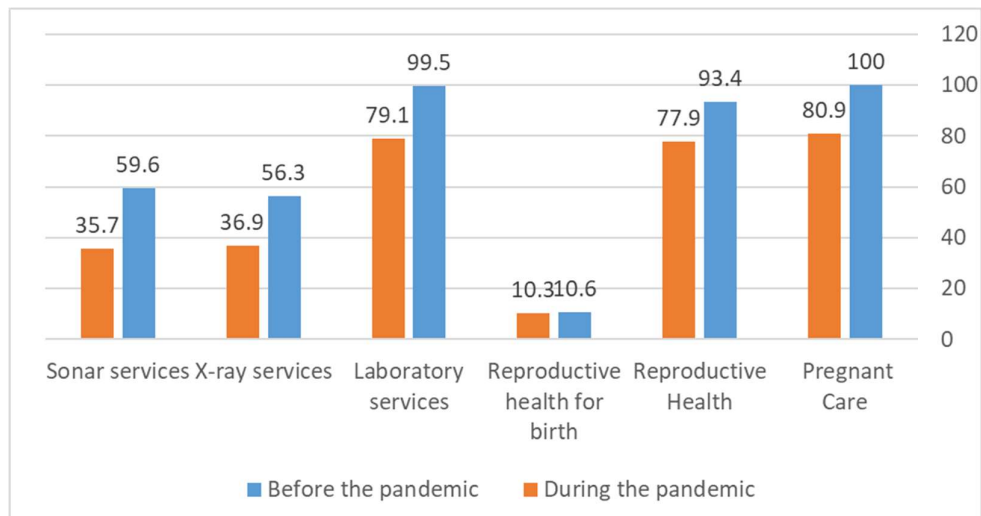
Figure 12: Ministry of Health Measures to Respond to the COVID-19 Pandemic in 2020



### The Decline in Reproductive Health Services During the Pandemic

According to a rapid survey on the impact of the COVID-19 pandemic on reproductive health services, the response to the pandemic posed additional challenges for women (see Figure 13). Reproductive health services have significantly declined due to the transfer or absence of health staff. Some services have continued, such as maternity halls, operating rooms, and women's lobbies, except in some provinces that closed maternity halls for about a month. The pandemic in general impacted the reproductive health services provided to women by health institutions.

Figure 13: The Pandemic's Impact on Reproductive Health Services Provided by Health Institutions



Source: COSIT et al., The Rapid Survey on the Impact of the COVID-19 Pandemic on Reproductive Health Services in Iraq, November 2020, p. 10.

Iraq's national health policy (2014-2023) is committed to investing in community participation and volunteer support for emergency preparedness with an emphasis on building human capacity and sustainable integrated systems. During the health crisis, the volunteers of the Iraqi Red Crescent contributed to awareness-raising in communities and schools on mitigating the risks of COVID-19, and maintaining good health and protecting others. A team of local volunteers reached more than 400 families inside the Saad Camp for IDPs in Diyala Province to provide personal protective equipment such as gloves and sanitizers.

The Iraqi Ministry of Health, in cooperation with the World Health Organization (WHO), launched the awareness-raising campaign "Your Health Is Important" in the heavily populated, high-risk areas of Dhi Qar, Maysan, Basra, Wasit, and Sulaymaniyah. Around 650 community volunteers, including the community police working under the supervision of WHO's implementing partners, the United Iraqi Medical Society and Ministry of Youth and Sports, supported the campaign. The teams distributed more than 360,000 information, education, and communication materials, and personal protective equipment to approximately 5 million people in the five provinces.

The Ministry of Health of the Kurdistan Region of Iraq mobilized more than 400 local community volunteers to reach a population of over 800,000 people and conducted several community awareness-raising campaigns on the importance of wearing a mask, maintaining physical distancing, and practicing good hand hygiene. Volunteers were trained and mobilized to deliver a package of supplies containing masks and educational materials such as flyers, banners, posters, and other visual items. To strengthen the health sector, the Ministry of Health and the Joint Coordination and Monitoring Center

mobilized medical volunteers (more than 60% of them are women) among medical school graduates from the region.<sup>(1)</sup>



Consultations with civil society in Baghdad, Iraq.

---

<sup>1</sup> [https://www.uniraq.org/index.php?option=com\\_k2&view=item&id=12747:kurdistan-region-of-iraq-embraces-a-major-covid-19-awareness-campaign&Itemid=605&lang=en](https://www.uniraq.org/index.php?option=com_k2&view=item&id=12747:kurdistan-region-of-iraq-embraces-a-major-covid-19-awareness-campaign&Itemid=605&lang=en)

## Goal (4) Quality Education

Local Perseverance  
Development Index

Local Comparative  
Development Index

4 التعليم الجيد



الترتيب	الهدف (4): التعليم الجيد	المحافظة
1	1.0000	السليمانية
2	0.4583	اربيل
3	0.2972	دهوك
4	0.2568	ديالى
5	0.2139	كركوك
6	0.1937	كربلاء
7	0.1621	واسط
8	0.1507	بغداد
9	0.1303	نينوى
10	0.1196	البصرة
11	0.1109	المثنى
12	0.1085	ذي قار
13	0.1033	بابل
14	0.1001	ميسان
15	0.0927	الأنبار
16	0.0921	صلاح الدين
17	0.0882	القادسية
18	0.0820	النجف

الترتيب	الهدف (4): التعليم الجيد	المحافظة
1	1.000	اربيل
2	0.458	ديالى
3	0.297	السليمانية
4	0.257	البصرة
5	0.214	كربلاء
6	0.194	دهوك
7	0.162	النجف
8	0.151	بابل
9	0.130	الأنبار
10	0.120	ميسان
11	0.111	المثنى
12	0.108	بغداد
13	0.103	نينوى
14	0.100	القادسية
15	0.093	واسط
16	0.092	ذي قار
17	0.088	كركوك
18	0.082	صلاح الدين

عدم توفر معلومات رصد  
الانجاز التنموي

2020 4 QUALITY EDUCATION  
عدم توفر معلومات

2019 4 QUALITY EDUCATION  
عدم توفر معلومات

2018 4 QUALITY EDUCATION  
عدم توفر معلومات

## Goal 4: Quality Education

Target	Indicator	Data															
4-2: By 2030, ensure that all girls and boys have access to quality early childhood development, care, and pre-primary education so that they are ready for primary education.	4-2-1: Proportion of children under 5 years of age who are developmentally on track in health, learning, and psychosocial well-being, by sex.	<table border="1"> <thead> <tr> <th>Year</th> <th>Female</th> <th>Male</th> <th>Total</th> </tr> </thead> <tbody> <tr> <td>2018</td> <td>80.2</td> <td>78.4</td> <td>79.3</td> </tr> <tr> <td>2016</td> <td>75.6</td> <td>67.8</td> <td>71.6</td> </tr> </tbody> </table>	Year	Female	Male	Total	2018	80.2	78.4	79.3	2016	75.6	67.8	71.6			
Year	Female	Male	Total														
2018	80.2	78.4	79.3														
2016	75.6	67.8	71.6														
	4-2-2: Participation rate in organized learning (one year before the official primary entry age), by sex.	<table border="1"> <thead> <tr> <th>Year</th> <th>Female</th> <th>Male</th> <th>Total</th> </tr> </thead> <tbody> <tr> <td>2018</td> <td>31.8</td> <td>32.1</td> <td>32.0</td> </tr> <tr> <td>2016</td> <td>14.4</td> <td>14.8</td> <td>14.6</td> </tr> </tbody> </table>	Year	Female	Male	Total	2018	31.8	32.1	32.0	2016	14.4	14.8	14.6			
Year	Female	Male	Total														
2018	31.8	32.1	32.0														
2016	14.4	14.8	14.6														
4-3: By 2030, ensure equal access for all women and men to affordable and quality technical, vocational and tertiary education, including university.	4-3-1: Participation rate of youth and adults in formal and non-formal education and training in the previous 12 months, by sex.	<table border="1"> <thead> <tr> <th>Year</th> <th>Elementary</th> <th>Secondary</th> </tr> </thead> <tbody> <tr> <td>2019</td> <td>28</td> <td>26</td> </tr> <tr> <td>2018</td> <td>27</td> <td>26</td> </tr> <tr> <td>2017</td> <td>19.5</td> <td>25.2</td> </tr> <tr> <td>2016</td> <td>22.2</td> <td>12.4</td> </tr> </tbody> </table>	Year	Elementary	Secondary	2019	28	26	2018	27	26	2017	19.5	25.2	2016	22.2	12.4
Year	Elementary	Secondary															
2019	28	26															
2018	27	26															
2017	19.5	25.2															
2016	22.2	12.4															
4-C: By 2030, substantially increase the supply of qualified teachers, including through international cooperation for teacher training in developing countries, especially least developed countries and small island developing States.	4-C-1: Proportion of teachers who have received at least the minimum organized teacher training at the relevant level in a given country.																

Iraq suffers from somewhat outdated and old-fashioned teaching methods and unequal educational opportunities. It has not achieved the full capability to transform education despite an increased school enrollment rate. The deterioration of educational infrastructure limits prospects for progress.<sup>(14)</sup>

### Education and the Pandemic: Threats and Opportunities

The pandemic posed a threat to millions of children, and hundreds of thousands of college and institute students were forced to drop out of their schools. The net enrollment rate for primary education decreased from 94% to 90% from 2018-2019 to 2019-2020. However, the net enrollment rate increased for intermediate education (from 57% to 58%,) and preparatory education (from 28% to 32%).<sup>(15)</sup>

The COVID-19 pandemic comes at a time when the education sector is suffering from a complex crisis. The education system has historically evolved based on meeting families' desires to educate their children rather than linking education outcomes with labor market needs. Further, a constrained financial situation has resulted in a fall in spending on education and a severe shortage of investment in infrastructure (schools and universities). The security situation since 2003 has resulted in more children dropping out of schools given less stability and more terrorist operations.



While the response measures to confront the pandemic unfolded, official working hours were suspended in all schools, colleges, and institutes, forcing 10 million students to stay home. The quick solution on offer was distance learning, either through the Internet or through ad hoc television channels.

For their part, the ministries of education and higher education tried to adopt the distance learning experience. Around 48,985 professors used different platforms to communicate with students, and more than 33,500 teachers in public and private education, a rate of up to 70%, received training on e-learning and its mechanisms and methods of adoption and application.

The two ministries have navigated the complex nature of this process in terms of providing automatable content, supporting teachers and professors, providing guidance to families and students, and overcoming Internet access difficulties. Home education has created new burdens on families and students, however, and the situation is expected to be exacerbated by time constraints, limited financial resources, and/or the poor educational levels of parents.

The impact varies according to the conditions of families. It is not known how poor families deal with the educational impacts of the pandemic, as they are less able to give their sons and daughters tools for e-learning or personal protection. The high rate of poverty during the pandemic will likely produce a negative impact on boys and girls who stay away from school. The impact is expected to vary between rural and urban areas.

Other problems related to the quality of education include the inability of children and students in pre-university education to take exams or take them electronically in university education. The impact on the academic achievement of students who moved to higher levels without acquiring the knowledge that qualifies them for this is not clear. The pandemic has also led to students losing their daily assignments in school. Schools, universities, and institutes help bring up children and youth and foster social integration, going beyond just teaching knowledge and science. Under e-learning, educational institutions will lose many educational and moral functions.

There are concerns that earlier achievements, especially for girls, will not be preserved.

The pandemic will likely severely affect university graduates who dropped out of school in the final stage of study and will graduate at the beginning of a major economic recession. Evidence indicates that bad market conditions when entering the labor market will make them accept low-paid jobs if they are available.

Getting back on track for this goal requires improving the quality of distance education as a complement to face-to-face education through:

- Embedding the evaluation of the impact of integrated education on students' gains and developing a program to consolidate those gains.
- Evaluating the path of the educational system in terms of the flexibility of the time frame, curricula, appropriate platforms, and engineering-based digital units that suit each education type.
- Building a more flexible educational system capable of quickly shifting to integrated education during crises.
- Leveraging the crisis to bring about a profound transformation in the educational system: the new role of integrated education, integrated learning systems, e-learning, and the involvement of parents, guardians, teachers, and learners.



**Framework 4: Inclusive and Equal Education for Persons with Disabilities and Special Educational Needs (2019-2028)**

Achieving better educational opportunities for children requires clarifying interventions and measures to develop the current situation of people with disabilities under Article 33 of the Convention on the Rights of Persons with Disabilities and the SDGs, with educational integration and equality at the heart of their priorities.

In partnership with relevant ministries such as the Ministry of Education and the Ministry of Labor and Social Affairs as well as civil society organizations concerned with the rights of persons with disabilities, with the support of the British Council and the European Union, the Human Development Directorate participated in developing a framework to improve inclusive education for persons with disabilities. Work is currently underway to develop an operational plan for the next two years.

Educational integration means inclusive education that provides all learners, including those with disabilities and special educational needs, with a welcoming and supportive educational environment for all, irrespective of their differences. It secures equal and equitable educational opportunities, regardless of the types of disabilities, capabilities, disability severity, or age, in regular classes so that they receive a quality education that is appropriate to their level of preparation. This makes learning opportunities equal for all learners. Through identifying and removing the obstacles that people with disabilities may face in enrollment in or accessing schools and educational classes, they can then actively participate in the educational process.

Viewing this group from the angle of their ability to leverage their skills rather than their disability, providing them with the opportunity to integrate into society, providing them with education, rehabilitation, and training, and developing their skills are among the important trends and criteria in measuring the progress and advancement of societies.

Source: Ministry of Planning, Human Development Directorate, Government Interventions and Achievements to Achieve Sustainable Development Paths for Persons with Disabilities and Special Needs, 2021.

## Framework 5: The Ministry of Higher Education Completes the Million Tree Project



## Goal (5) Gender Equality

Local Perseverance  
Development Index

Local Comparative  
Development Index

5 المساواة بين  
الجنسين



الترتيب	الهدف (5): المساواة بين الجنسين	المحافظة	الترتيب	الهدف (5): المساواة بين الجنسين	المحافظة
1	0.5784	كربلاء	1	0.578	دهوك
2	0.4701	السليمانية	2	0.470	اربيل
3	0.4278	اربيل	3	0.428	ديالى
4	0.3800	دهوك	4	0.380	السليمانية
5	0.3589	بغداد	5	0.359	بابل
6	0.3151	الأنبار	6	0.315	واسط
7	0.2821	واسط	7	0.282	النجف
8	0.2762	المثنى	8	0.276	المثنى
9	0.2738	البصرة	9	0.274	ميسان
10	0.2683	نينوى	10	0.268	الأنبار
11	0.2676	ميسان	11	0.268	القادسية
12	0.1352	القادسية	12	0.135	كركوك
13	0.1277	ديالى	13	0.128	البصرة
14	0.1268	كركوك	14	0.127	كربلاء
15	0.1030	صلاح الدين	15	0.103	ذي قار
16	0.1012	بابل	16	0.101	نينوى
17	0.0872	ذي قار	17	0.087	بغداد
18	0.0781	النجف	18	0.078	صلاح الدين

زيادة ثابتة في الاتجاز  
التنموي

2020 5 GENDER  
EQUALITY  
زيادة ثابتة

2019 5 GENDER  
EQUALITY  
زيادة ثابتة

2018 5 GENDER  
EQUALITY  
زيادة ثابتة

## Goal 5: Gender Equality

	Target	Indicator	Data												
 <p><b>TARGET 5-3</b> ELIMINATE FORCED MARRIAGES AND GENITAL MUTILATION</p>	5-3: Eliminate all harmful practices, such as child, early and forced marriage, and female genital mutilation.	5-3-1: Proportion of women aged 20- 24 years who were married or in a union before age 15 and before age 18.	 <p>2018</p> <table border="1"> <thead> <tr> <th>Category</th> <th>Proportion (%)</th> </tr> </thead> <tbody> <tr> <td>Proportion of women who were married before age 15</td> <td>7.2</td> </tr> <tr> <td>Proportion of women who were married before age 18</td> <td>27.9</td> </tr> </tbody> </table>	Category	Proportion (%)	Proportion of women who were married before age 15	7.2	Proportion of women who were married before age 18	27.9						
Category	Proportion (%)														
Proportion of women who were married before age 15	7.2														
Proportion of women who were married before age 18	27.9														
 <p><b>TARGET 5-5</b> ENSURE FULL PARTICIPATION IN LEADERSHIP AND DECISION-MAKING</p>	5-5: Ensure women's full and effective participation and equal opportunities for leadership at all levels of decision-making in political, economic, and public life.	5-5-1: Proportion of seats held by women in (a) national parliaments and (b) local governments.	 <table border="1"> <thead> <tr> <th>Year</th> <th>Proportion (%)</th> </tr> </thead> <tbody> <tr> <td>2020</td> <td>26.4</td> </tr> <tr> <td>2019</td> <td>25.2</td> </tr> <tr> <td>2018</td> <td>25.5</td> </tr> <tr> <td>2017</td> <td>25.3</td> </tr> <tr> <td>2016</td> <td>26.5</td> </tr> </tbody> </table>	Year	Proportion (%)	2020	26.4	2019	25.2	2018	25.5	2017	25.3	2016	26.5
Year	Proportion (%)														
2020	26.4														
2019	25.2														
2018	25.5														
2017	25.3														
2016	26.5														
 <p><b>TARGET 5-B</b> PROMOTE EMPOWERMENT OF WOMEN THROUGH TECHNOLOGY</p>	5-b: Enhance the use of enabling technology, in particular information and communications technology, to promote the empowerment of women.	5-b-1: Proportion of individuals who own a mobile telephone, by sex	 <table border="1"> <thead> <tr> <th>Year</th> <th>Female (%)</th> <th>Male (%)</th> <th>Total (%)</th> </tr> </thead> <tbody> <tr> <td>2019</td> <td>47.3</td> <td>68.4</td> <td>58.2</td> </tr> <tr> <td>2016</td> <td>85.5</td> <td>93.0</td> <td>89.8</td> </tr> </tbody> </table>	Year	Female (%)	Male (%)	Total (%)	2019	47.3	68.4	58.2	2016	85.5	93.0	89.8
Year	Female (%)	Male (%)	Total (%)												
2019	47.3	68.4	58.2												
2016	85.5	93.0	89.8												

Iraq still confronts structural impediments to achieving equality between men and women. Women, particularly young women, face great challenges in economic participation. A system of societal and economic constraints prevents them from obtaining their autonomy, enjoying their rights, and playing an active role in decision-making for themselves, their families, and their society. The indicators of this goal can be analyzed based on Table 3, which shows that Iraq faces major challenges on all indicators, except for the last. Iraq still suffers from gender-based violence within or outside the family, early marriages, a high incidence of divorce, and obstacles to empowering women from administrative work to top leadership in public and private institutions.

Table 3: Indicators of Goal 5: Gender Equality in Iraq (2016-2020)

Indicator	2017	2018	2019	2020
Demand for family planning satisfied by modern methods (% of females aged 15 to 49 who are married or in unions)	45.6	19.2	59.3	54.6
The mean years of education received by women aged 25 and older	69.4	69.2	69.2	69.8
Ratio of female-to-male labor force participation rate (%)	21.5	25.3	25.5	17.1

Sources: B. Stiftung and SDSN. 2018. SDG Index and Dashboards Report 2018. Global responsibilities: implementing the goals, pp. 238-239. J. Sachs et al. 2019. Sustainable Development Report 2019. New York: Bertelsmann Stiftung and Sustainable Development Solutions Network, pp. 238-239. J. Sachs et al. 2020. The Sustainable Development Goals and COVID-19. Sustainable Development Report 2020. Cambridge: Cambridge University Press, pp. 260-261.

The Iraqi government has taken meaningful steps to promote women's participation. In late 2020, the second National Action Plan was completed to implement and follow up on resolution 1325 on women, peace, and security, adopted by the UN Security Council on 31 October 2000. The plan covers 2021-2024. It focuses on increasing the number of women in humanitarian relief and reconstruction programs, and finding capable and influential women to manage peace negotiations and peacebuilding. Iraq is the first Arab country to implement resolution 1325 to promote women's active participation and empowerment in achieving and sustaining peace. The National Action Plan was the culmination of cooperative efforts among 33 government institutions and ministries at the federal and regional levels and more than 60 NGOs in addition to international support.

In March 2021, the government formed a higher committee to oversee the empowerment of women in the political process and the Council of Representatives elections. It is preparing its work plan, expected to be announced in June 2021.

Investment and expansion of transformation in the main areas of the SDGs will remain insufficient without gender-responsive policies and programs, including gender-responsive social protection policies and programs. Iraq must also work to address new forms of inequality and invest in the capacities of the state and society to ensure that problems of gender inequality are systematically addressed in crisis and post-crisis contexts, foremost among which is the pandemic.

---

## The Law on Protection Against Domestic Violence

The pandemic has led to an increase in violence against women compared to the corresponding period in the previous year. The number of cases increased from 1,713 to 3,626 from March until the end of September 2020. Victims' requests included protection from perpetrators, financial assistance, and safe havens.<sup>(16)</sup>

A study by the Women's Empowerment Department of the General Secretariat of the Council of Ministers<sup>(17)</sup> in cooperation with the United Nations Population Fund (UNFPA) on the impact of the pandemic on gender-based violence classified four forms: incidents of domestic violence, rape, sexual harassment of minors, and suicide related to spousal abuse. The study identified eight main factors that caused the increase in violence: harmful traditional practices, early marriage, protracted displacement, poverty, limited financial resources, lack of safety and security, the prevalence of imbalanced gender relations, and conditions of political instability.

The most important findings of the study:

- Sexual harassment, emotional abuse and sexual exploitation by strangers amounted to 3% of each. Nearly 2.9 million Iraqis needed protection services, and of these, 1.29 million people were identified as at risk of gender-based violence.
- Around 65% of service delivery points reported an increase or exacerbation of one or more gender-based violence types in their areas of intervention during the pandemic. About 94% of reported incidents were related to domestic violence committed by the spouse or other family members. The provinces recording the highest numbers were Nineveh, Diyala, Kirkuk, and Dohuk.
- There were reports of 123 suicide attempts related to gender-based violence and violence against women and girls. These cases were largely in the provinces of Nineveh, Diyala, and Kirkuk.
- About 94% of survey respondents referred to financial scarcity and lack of resources, including lack or loss of livelihoods or income, as causes of domestic violence, while 92% cited stress caused by lockdown measures, and 73% reported a lack of facilities and social networks.

## Goal (8) Decent Work and Economic Growth

Local Perseverance  
Development Index

Local Comparative  
Development Index

8 العمل اللائق  
والنمو الاقتصادي



زيادة ثابتة في الانجاز  
التموي


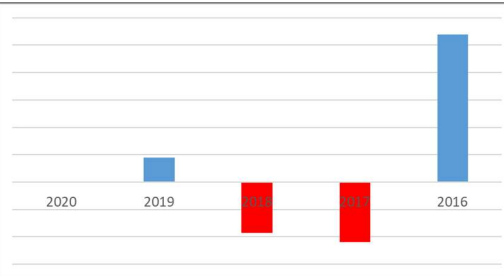

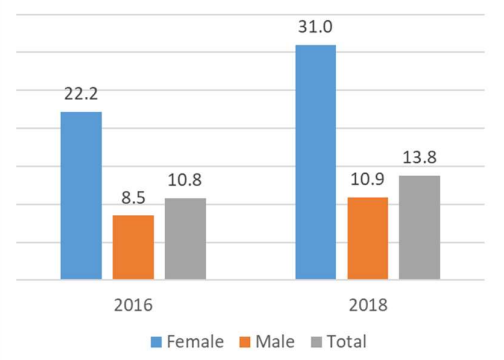

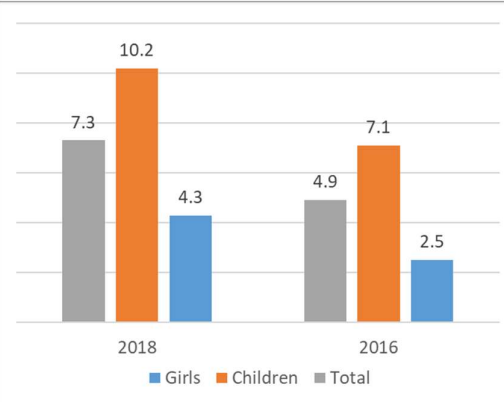
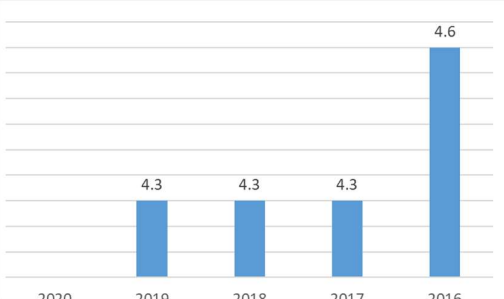
2020 8 DECENT WORK AND  
ECONOMIC GROWTH  
زيادة معتدلة

2019 8 DECENT WORK AND  
ECONOMIC GROWTH  
زيادة ثابتة

2018 8 DECENT WORK AND  
ECONOMIC GROWTH  
زيادة ثابتة

الترتيب	المحافظة	الهدف (8): العمل اللائق والنمو	الترتيب	المحافظة	الهدف (8): العمل اللائق والنمو
1	السليمانية	0.7000	1	اربيل	0.700
2	اربيل	0.4641	2	ديالى	0.464
3	المثنى	0.4196	3	المثنى	0.420
4	الأنبار	0.2778	4	واسط	0.278
5	البصرة	0.2698	5	ميسان	0.270
6	بغداد	0.2556	6	بابل	0.256
7	ديالى	0.1722	7	البصرة	0.172
8	النجف	0.1692	8	صلاح الدين	0.169
9	كربلاء	0.1275	9	دهوك	0.127
10	نينوى	0.1127	10	الأنبار	0.113
11	دهوك	0.1048	11	السليمانية	0.105
12	واسط	0.1025	12	النجف	0.103
13	القادسية	0.0951	13	كركوك	0.095
14	بابل	0.0939	14	نينوى	0.094
15	ذي قار	0.0930	15	بغداد	0.093
16	صلاح الدين	0.0821	16	ذي قار	0.082
17	كركوك	0.0756	17	كربلاء	0.076
18	ميسان	0.0602	18	القادسية	0.060

## Goal 8: Decent Work and Economic Growth

Target	Indicator	Data												
 <p><b>TARGET 8-1</b> SUSTAINABLE ECONOMIC GROWTH</p>	8-1: Sustain per capita economic growth in accordance with national circumstances and, in particular, at least 7 percent gross domestic product growth per annum in the least developed countries.	8-1-1: Annual growth rate of real GDP per capita												
		 <table border="1"> <thead> <tr> <th>Year</th> <th>Growth Rate (%)</th> </tr> </thead> <tbody> <tr> <td>2020</td> <td>0</td> </tr> <tr> <td>2019</td> <td>2.5</td> </tr> <tr> <td>2018</td> <td>-1.5</td> </tr> <tr> <td>2017</td> <td>-1.5</td> </tr> <tr> <td>2016</td> <td>8.5</td> </tr> </tbody> </table>	Year	Growth Rate (%)	2020	0	2019	2.5	2018	-1.5	2017	-1.5	2016	8.5
Year	Growth Rate (%)													
2020	0													
2019	2.5													
2018	-1.5													
2017	-1.5													
2016	8.5													
 <p><b>TARGET 8-5</b> FULL EMPLOYMENT AND DECENT WORK WITH EQUAL PAY</p>	8-5: By 2030, achieve full and productive employment and decent work for all women and men, including for young people and persons with disabilities, and equal pay for work of equal value.	8-5-2: Unemployment rate, by sex, age, and persons with disabilities.												
		 <table border="1"> <thead> <tr> <th>Year</th> <th>Female (%)</th> <th>Male (%)</th> <th>Total (%)</th> </tr> </thead> <tbody> <tr> <td>2016</td> <td>22.2</td> <td>8.5</td> <td>10.8</td> </tr> <tr> <td>2018</td> <td>31.0</td> <td>10.9</td> <td>13.8</td> </tr> </tbody> </table>	Year	Female (%)	Male (%)	Total (%)	2016	22.2	8.5	10.8	2018	31.0	10.9	13.8
Year	Female (%)	Male (%)	Total (%)											
2016	22.2	8.5	10.8											
2018	31.0	10.9	13.8											
 <p><b>TARGET 8-7</b> END MODERN SLAVERY, TRAFFICKING AND CHILD LABOUR</p>	8-7: Take immediate and effective measures to eradicate forced labor, end modern slavery and human trafficking, and secure the prohibition and elimination of the worst forms of child labor, including recruitment and use of child soldiers, and by 2025 end child labor in all its forms.	8-7-1: Proportion and number of children aged 5-17 years engaged in child labor, by sex and age.												
		 <table border="1"> <thead> <tr> <th>Year</th> <th>Girls (%)</th> <th>Children (%)</th> <th>Total (%)</th> </tr> </thead> <tbody> <tr> <td>2018</td> <td>7.3</td> <td>10.2</td> <td>4.3</td> </tr> <tr> <td>2016</td> <td>4.9</td> <td>7.1</td> <td>2.5</td> </tr> </tbody> </table>	Year	Girls (%)	Children (%)	Total (%)	2018	7.3	10.2	4.3	2016	4.9	7.1	2.5
Year	Girls (%)	Children (%)	Total (%)											
2018	7.3	10.2	4.3											
2016	4.9	7.1	2.5											
		8-10-2: Proportion of adults (15 years and older) with an account at a bank or other financial institution or with a mobile-money-service provider.												
		 <table border="1"> <thead> <tr> <th>Year</th> <th>Proportion (%)</th> </tr> </thead> <tbody> <tr> <td>2020</td> <td>0</td> </tr> <tr> <td>2019</td> <td>4.3</td> </tr> <tr> <td>2018</td> <td>4.3</td> </tr> <tr> <td>2017</td> <td>4.3</td> </tr> <tr> <td>2016</td> <td>4.6</td> </tr> </tbody> </table>	Year	Proportion (%)	2020	0	2019	4.3	2018	4.3	2017	4.3	2016	4.6
Year	Proportion (%)													
2020	0													
2019	4.3													
2018	4.3													
2017	4.3													
2016	4.6													

Iraq has not achieved the desired economic growth to create productive and decent job opportunities, as economic planning is in a state of disintegration in the policy-making system, and given the isolation of social policies and governance structures that can achieve equality of opportunity and economic prosperity. Iraq relies heavily on oil in light of the decline in other productive sectors such as agriculture and industry, in addition to the problems the labor market faces. All of these issues have hindered efforts to achieve sustainable economic growth.<sup>(18)</sup>



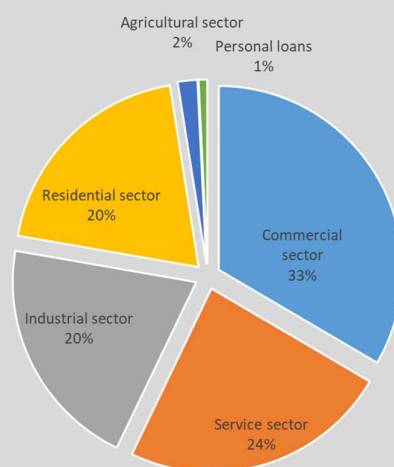
The economy still faces significant challenges due to its rentier nature and dependence on oil exports, which account for 95% of GDP. This has led to a slowdown and decline in growth rates, a decline in other sectors, and an increase in unemployment rates as the rentier sector requires a relatively small labor force compared to other sectors. These problems are the result of a series of variables, especially those related to the security situation and occupation of some regions and provinces by terrorist groups, the smuggling of oil at the regional level, and the fact that international oil prices greatly affect GDP, exposing Iraq to many macroeconomic risks.

Iraq needs to implement an integrated socio-economic reform program, which begins with improving youth training opportunities and reducing the unemployment rate among them, immediate and long-term stimulation of international and local investments, and infrastructure development and reconstruction. A well-thought-out approach can achieve these three goals all at once. If related measures receive sufficient international confidence and sufficient support from local partners, a mixture of public and private investments can be obtained to create investment companies/funds. The remaining capital can be diverted towards a focused infrastructure development plan.

#### Framework 6: The Central Bank of Iraq and Its Contribution to SDG 8

The Central Bank of Iraq launched the 1 Trillion Dinars Initiative to contribute to increasing small and medium enterprises, promoting economic growth, and achieving sustainable development by providing job opportunities for youth and producing goods and services locally. The value of loans ranges between 5 and 50 million Iraqi dinars. As of May 24, 2021, the total amount of loans granted under the initiative amounted to 515.6 million Iraqi dinars. Of the loans, 33% were directed to the commercial sector, 24% to the service sector, 20% to both the industrial and residential sectors.

Responding to the pandemic and its repercussions, the Central Bank took the initiative and reduced the interest rate to 1% for large projects.



Source: Central Bank of Iraq, the Sustainable Development Goals Report 2020, p. 6.

## Goal (16) Peace, Justice, and Strong Institutions

Local Perseverance  
Development Index

Local Comparative  
Development Index

16 PEACE AND JUSTICE  
STRONG INSTITUTIONS



الترتيب	المحافظة	الهدف (16): السلام والعدل والمؤسسات
1	السليمانية	0.5111
2	اربيل	0.4556
3	كركوك	0.4375
4	كربلاء	0.4370
5	ديالى	0.3972
6	بابل	0.2619
7	المثنى	0.2351
8	دهوك	0.2315
9	بغداد	0.1275
10	النجف	0.1268
11	القادسية	0.1067
12	صلاح الدين	0.0942
13	واسط	0.0910
14	ذي قار	0.0849
15	ميسان	0.0837
16	البصرة	0.0786
17	الأنبار	0.0745
18	نينوى	0.0741

الترتيب	المحافظة	الهدف (16): السلام والعدل والمؤسسات
1	اربيل	0.511
2	ديالى	0.456
3	كربلاء	0.438
4	دهوك	0.437
5	البصرة	0.397
6	نينوى	0.262
7	المثنى	0.235
8	السليمانية	0.231
9	بابل	0.128
10	صلاح الدين	0.127
11	كركوك	0.107
12	ذي قار	0.094
13	النجف	0.091
14	بغداد	0.085
15	القادسية	0.084
16	ميسان	0.079
17	واسط	0.074
18	الأنبار	0.074

Trend information  
unavailable

Moderately  
improving  
2020



Stagnating  
2019



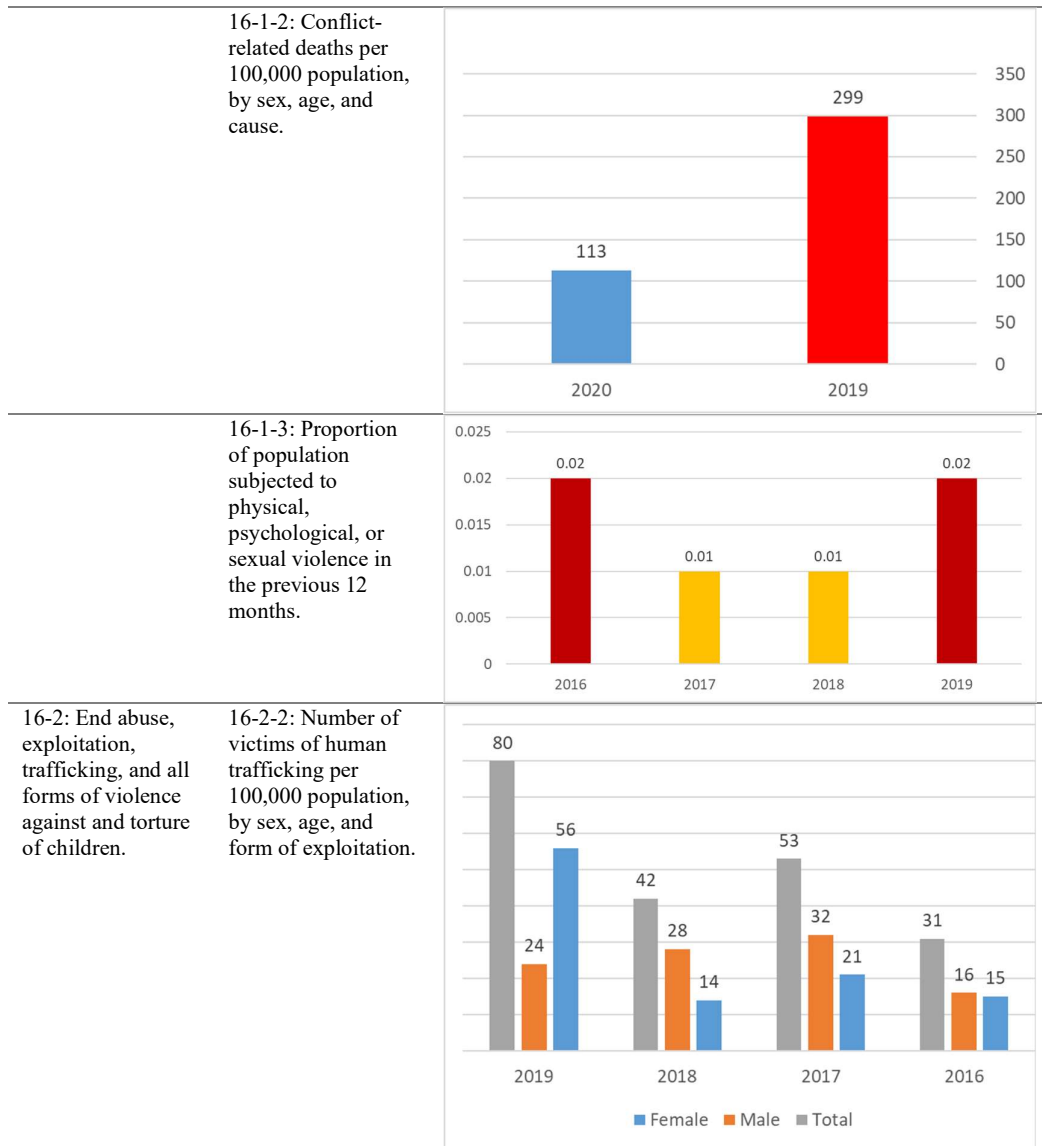
Stagnating  
2018



### Goal 16: Peace, Justice, and Strong Institutions



Target	Indicator	Data
16-1: Significantly reduce all forms of violence and related death rates everywhere.	16-1-1: Number of victims of intentional homicide per 100,000 population, by sex and age.	



Iraq suffers from several problems in achieving this goal, mainly, the weak rule of law, the conditions related to the killing, displacement, and migration of a large proportion of the population, corruption in the State’s civil and military institutions, and weak political participation for a large part of society.<sup>(19)</sup>

Table 4 shows that the indicators of the rule of law and the efficiency of the government are weak, especially after the rise in protests, demonstrations, and government violence to deter protests. Iraq has seen an increase in domestic violence and associated physical and psychological abuse against women, girls, and children. Despite some challenges, significant progress is evident on the indicator on unsentenced detainees. Widespread administrative and financial corruption in state institutions has generally affected all sectors, whether private or public. The 2020 Arab Sustainable Development Report stated that Iraq ranks second after Comoros in the region on rates of intentional homicide and assassinations, in addition to having high numbers of deaths resulting from battles and internal wars with ISIS.<sup>(20)</sup>

Table 4: Indicators of Goal 6 in Iraq, 2019

Indicator	Value
Homicides (per 100,000 population)	9.9
Unsentenced detainees (%)	0.3
Percentage of population who feel safe walking alone at night in the city or area where they live (%)	60.4
Birth registrations with civil authority (% of children under age 5)	99.2
Corruption Perception Index (worst 0–100 best)	18
Children involved in child labor (% of the population aged 5 to 14)	4.7
Press Freedom Index (best 0–100 worst)	56.6

Source: Sachs, J. D., Schmidt-Traub, G., Kroll, C., Lafortune, G., Fuller, G., & Woelm, F. 2020. Sustainable Development Report 2020., p. 260.

#### Framework 7: Healing the Wounds: The Terrorism Female Survivors

##### **Adopting the Law on Yazidi Female Survivors**

The Council of Representatives approved a law to make reparations to Yazidi Female Survivors, compensate them financially and morally, secure a decent and dignified life for them, and rehabilitate them. The Law's articles include providing survivors and their children with monthly salaries, economic opportunities, and psychological and health support.

To enforce the law, a General Directorate for Female Survivors' Affairs based in Nineveh Province was established and linked to the Ministry of Labor and Social Affairs.

The grounds for the law stated that it should address the damages from the crimes committed by ISIS against the Yazidis and other groups of Christians, Turkmens, and Shabak, and "grant rights to the female survivors and those covered by the provisions of this law and to rehabilitate and integrate them into society and as reparation and compensation for what they endured, especially the female survivors, and protect them and their areas." The law was promulgated and published in the Official Gazette on March 15, 2021.

##### **A Comprehensive Healing and Recovery Project for Yazidi Survivors**

On September 28, 2020, the NGOs Department in Baghdad received the first group of female Yazidi survivors liberated from terrorist organizations as part of a comprehensive healing and recovery project. The program is under the auspices of the General Secretariat of the Council of Ministers, the ministries of health, transport, migration and displaced, the Media and Communications Commission, the Supreme Council of Women in the Kurdistan Region, and several other organizations.



Trend information unavailable

Moderately improving 2020

16 PEACE, JUSTICE AND STRONG INSTITUTIONS


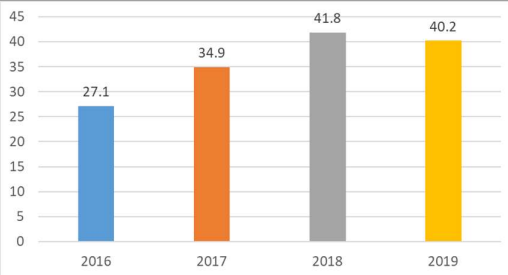
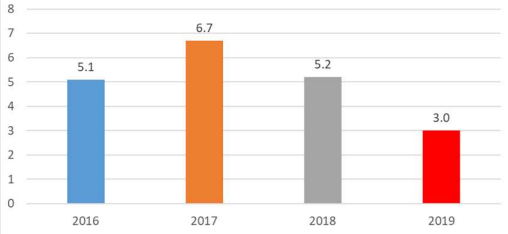

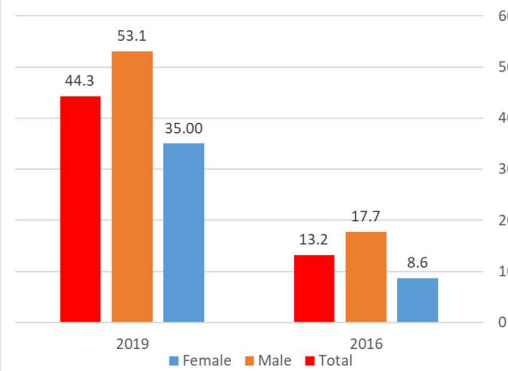
Stagnating 2019

16 PEACE, JUSTICE AND STRONG INSTITUTIONS

Stagnating 2018

16 PEACE, JUSTICE AND STRONG INSTITUTIONS

**Goal 17: Partnerships for the Goals**

Target	Indicator	Data																	
 <p><b>TARGET 17-1</b> MOBILIZE RESOURCES TO IMPROVE DOMESTIC REVENUE COLLECTION</p>	<p>17-1: Strengthen domestic resource mobilization, including through international support to developing countries, to improve domestic capacity for tax and other revenue collection.</p>	<p>17-1-1: Total government revenue as a proportion of GDP, by source.</p>  <table border="1"> <thead> <tr> <th>Year</th> <th>Value</th> </tr> </thead> <tbody> <tr> <td>2016</td> <td>27.1</td> </tr> <tr> <td>2017</td> <td>34.9</td> </tr> <tr> <td>2018</td> <td>41.8</td> </tr> <tr> <td>2019</td> <td>40.2</td> </tr> </tbody> </table>	Year	Value	2016	27.1	2017	34.9	2018	41.8	2019	40.2							
Year	Value																		
2016	27.1																		
2017	34.9																		
2018	41.8																		
2019	40.2																		
	<p>17-1-2: Proportion of domestic budget funded by domestic taxes.</p>	 <table border="1"> <thead> <tr> <th>Year</th> <th>Value</th> </tr> </thead> <tbody> <tr> <td>2016</td> <td>5.1</td> </tr> <tr> <td>2017</td> <td>6.7</td> </tr> <tr> <td>2018</td> <td>5.2</td> </tr> <tr> <td>2019</td> <td>3.0</td> </tr> </tbody> </table>	Year	Value	2016	5.1	2017	6.7	2018	5.2	2019	3.0							
Year	Value																		
2016	5.1																		
2017	6.7																		
2018	5.2																		
2019	3.0																		
 <p><b>TARGET 17-8</b> STRENGTHEN THE SCIENCE, TECHNOLOGY AND INNOVATION CAPACITY FOR LEAST DEVELOPED COUNTRIES</p>	<p>17-8: Fully operationalize the technology bank and science, technology, and innovation capacity-building mechanism for least developed countries by 2017 and enhance the use of enabling technology, in particular information and communications technology.</p>	<p>17-8-1: Proportion of individuals using the Internet</p>  <table border="1"> <thead> <tr> <th>Year</th> <th>Gender</th> <th>Value</th> </tr> </thead> <tbody> <tr> <td rowspan="3">2019</td> <td>Total</td> <td>44.3</td> </tr> <tr> <td>Male</td> <td>53.1</td> </tr> <tr> <td>Female</td> <td>35.00</td> </tr> <tr> <td rowspan="3">2016</td> <td>Total</td> <td>13.2</td> </tr> <tr> <td>Male</td> <td>17.7</td> </tr> <tr> <td>Female</td> <td>8.6</td> </tr> </tbody> </table>	Year	Gender	Value	2019	Total	44.3	Male	53.1	Female	35.00	2016	Total	13.2	Male	17.7	Female	8.6
Year	Gender	Value																	
2019	Total	44.3																	
	Male	53.1																	
	Female	35.00																	
2016	Total	13.2																	
	Male	17.7																	
	Female	8.6																	

In addition to the pressing challenges facing Iraq in securing the means of implementation at the national level, capacities are still limited by unsupportive global economic structures. The inequality between and among people and regions in Iraq, the weak transfer of knowledge and expertise, and serious institutional challenges are due to limited capacities to address resource mobilization and tackle transboundary priorities, including those related to water, food security, climate change and peace.<sup>(21)</sup> Given the rentier economic reality of Iraq, taxation is still low at 2.95% of GDP in 2019.



**CHAPTER IV:**  
**DECENTRALIZATION AND LOCAL**  
**SUSTAINABLE DEVELOPMENT: MAIN**  
**CHALLENGE**






## Chapter IV: Decentralization and Local Sustainable Development: The Responsible Challenge

### Decentralization and Governance of Local Sustainable Development

Iraq is new to decentralization, even though Law 159 of 1969 established local administrations under the authority of the central government. The Kurdistan Region of Iraq was formed with self-governing rights, which established a form of federalism. In 2005, with the ratification of the Iraqi Constitution and Article 116 on the participatory approach to power, Iraq turned into a federal system.

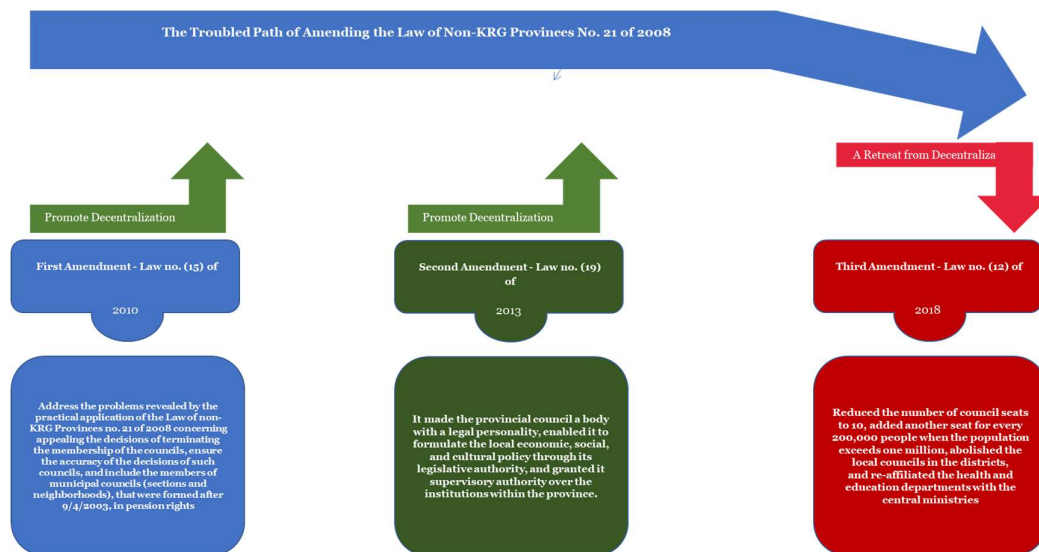
“The federal system in the Republic of Iraq is made up of a decentralized capital, regions, and provinces, as well as local administrations.”

Iraq’s Constitution of 2005/ Article (116)



Decentralization was expressed legislatively for the first time in non-Kurdistan Region provinces through Law 21 of 2008 known as the Provincial Law. It applies to 15 provinces out of 18, except for the three provinces of the Kurdistan Region (Erbil, Dohuk, and Sulaymaniyah), and includes more than 50 articles. This law has been amended three times. The first and second amendments can be considered a victory for decentralization, while the third amendment was a retreat from this principle in terms of reducing the number of seats in the Provincial Council, abolishing subdistrict councils, and reconnecting some departments with federal ministries.

Figure 14: Course of Amendments of Provincial Law 21 of 2008



## The Decentralization of the Eight Ministries

Decentralization was planned in eight federal ministries, with provinces granted technical, legal, and administrative powers at the level of the directorates of these ministries (Ministry of Education, Ministry of Health, Ministry of Municipalities and Public Works, Ministry of Agriculture, Ministry of Construction and Housing, Ministry of Labor and Social Affairs, Ministry of Youth and Sports, and Ministry of Finance). Local authorities acquiesced in the Ministry of Finance's failure to comply with Law 21 in line with its actual intent, however. Objections centered on the ability of local governments to generate financing at the local level, taking into account that the aforementioned law gives them the authority to collect taxes and fees as long as they are consistent with the laws of the federal government.



Under the successive amendments to Law 21, powers were expanded to include legal powers. In addition, the policies of local government and provincial councils became superior to federal policies managed by a participatory approach between the two levels. This enabled the provinces to operationalize their legislation, regulations, and administrative measures. They could seek to translate the essence of decentralization by institutionalizing the idea that providing public services is the responsibility of local authorities.

### Has Decentralization Succeeded in Achieving Its Goals?

The success of the decentralization agenda that emerged after 2003 indicates that decentralization is necessary to build an internal balance in power and achieve the strategic objective of mitigating the risk of a dictatorial regime coming to power again. Other sub-goals direct the legal framework to regulate the delegation of local powers as a political and development tool for containing sub-national conflicts and meeting demands for basic services. Rising popular discontent due to poor services, however, was the main reason for youth protests in the southern provinces and Baghdad. This indicates that the logic of decentralization in development, service provision and improving infrastructure was isolated from actual application.

## Local Sustainable Development: Limitations and Constraints

In past decades, development policies have not accounted for economic efficiency and social justice in distributing investments among the provinces of Iraq. This deepened and widened spatial disparities between urban and rural areas within the same provinces, as evidenced by decline on indicators of human development, sustainability, and social justice. Major challenges comprise:

- The rentier nature of the Iraqi economy.
- The weak production base (agriculture and industry).
- The decline of the tourism sector's importance and positive impact on increasing national income and improving the balance of payments.
- The absence of foundations and standards for empowerment and fairness.
- High rates of unemployment, poverty, deprivation, and malnutrition.
- A lack of access to services and their poor quality.
- High rates of illiteracy and dropouts from basic and preparatory education.
- Weak rehabilitation and training programs.
- A lack of equal opportunities, especially for rural women and girls.

These issues, along with the exacerbation of structural imbalances in local economies, have necessitated national plans and programs for local development. Local development plans were adopted as a strategic perspective. The 2010-2014 National Development Plan was launched from the vision of creating local development that ensures equal access to services and infrastructure in all provinces of Iraq, reducing the gap between rural and urban areas, and better investing in natural resources and the relative capabilities of the regions and provinces. It sought to achieve a developmental balance among the needs, capabilities, and comparative advantages of the various provinces of Iraq, and contribute to the reduction of spatial development disparity.

Likewise, the National Development Plan 2013-2017 started from a single vision to achieve local development through the mobilization of human and financial resources for the provinces or regions. This plan aimed to:

1. Reduce disparities among the provinces through the equitable distribution of investments to achieve social justice in the distribution of services according to planning standards and economic efficiency.
2. Maximize and leverage the potential and comparative advantage of the provinces.
3. Stimulate the private sector to invest in less developed regions.
4. Adopt the standard of deprivation levels and levels of development disparity among provinces as a basis in distributing investments within annual budgets.
5. Enhance participation and decentralization in development management through:
  - The continuation of regions' development programs and increased allocations for these in the State's investment budget.
  - Assigning provinces with responsibility for local projects such as educational services, water, and sanitation.

- Strengthening the role of local administrations in decisions issued by federal ministries that directly affect projects that serve the province.

The National Development Plan 2018-2022 emphasizes provinces that have suffered from security problems, such as Kirkuk, Salah al-Din, Anbar, Nineveh, and Diyala. The most important challenges they face are: changing their economic identity; refugees and displaced populations; the collapse of infrastructure; the suspension of projects; the decline in the economic situation; societal lawlessness and clan conflicts; the deterioration of agricultural, animal, and industrial production; and high unemployment and poverty rates. In addition, the plan identifies challenges faced by other provinces, especially the southern ones. The most important are: the lack of administrative and financial powers granted to local administrations, which limits decision-making; the lack of economic activity regulations; deterioration of the investment environment; the weak role of the private sector; and an insufficient water quota, which negatively affects the needs of the population and the agricultural sector.

Accordingly, the plan has adopted priorities and objectives centered on the following:

- Promotion of the situation of provinces not affected by terrorist operations.
- Reconstruction and development of provinces affected by terrorist operations to ensure achievement of the following: reconstructing the liberated areas, returning refugees and displaced people, addressing social problems, encouraging community peace, and participating with the private sector in the completion of stalled projects.

Iraq's Vision 2030 is to establish effective administrative institutions that guarantee political and civil and human rights, and justice and equality for all citizens before the law. It aims to achieve good governance and confront deterioration on governance indicators, especially those related to corruption and the fragile State, towards ensuring the comprehensive, transparent, and accountable provision of public services. Good governance will strengthen the relationship between the State and the citizen, as well as between the central and local governments in a way that ensures a sustainable national and local development path. Iraq's vision specifies the mechanisms for ensuring good governance as follows: promoting a culture of tolerance, dialogue, and societal peace; promoting the values of citizenship and reducing inequalities; and sustainable solutions for internal migration, displacement, and migration abroad.

The Regions Development Program was launched in 2006 to respond to provincial diversity and demographic and economic characteristics and advantages. This diversity requires the distribution of investments in a way that achieves the optimal use of resources, and takes into account the comparative advantage of each province and its natural, agricultural, and mineral resources. It also necessitates hubs and sub-hubs of development (growth poles) and provides an appropriate basis for correcting structural imbalances through the more balanced and integrated geographical redistribution of investments, according to the economic, social and environmental features and characteristics of each province.

Accordingly, the Regions Development Program reflects the achievement of local development based on two methods:

- Balancing the criteria of economic efficiency and social justice in the distribution of investments and the fruits of development.
- Focusing on comparative advantages in distributing economic activities and events to the provinces to maximize returns from the exploitation of available resources.

The 2018 National Urban Strategic Framework for urban development in the provinces of Iraq is the culmination of these trends. Aligned with SDG 11, it seeks to make “cities and human settlements inclusive, safe, resilient and sustainable” and contributes to balanced spatial development for all cities in the Iraqi provinces. It supports decentralization and good governance, and enhances community participation. It is included in the follow-up and implementation of the Local Area Development Program and support for provincial developmental efforts, which qualifies them to assume responsibility for planning and implementing their local projects with high efficiency. Among the most prominent objectives of the strategic framework are to:

- Create industrial and investment zones in the provinces and outside their centers.
- Activate investment in areas of urban renewal and rehabilitation.
- Develop a national urban development strategy, adhere to its indicators, and develop spatial development programs.

Achieving these goals and working towards them will enhance prospects for local development and contribute to solutions in provinces aiming to create development alternatives and foster sustainable cities that surmount challenges to achieving SDG 11, on urban and community sustainability.

A local comparative development index is measured using two indicators, random housing and the percentage of those served with waste collection services. Diyala achieved the greatest progress on both, followed by Erbil, Sulaymaniyah, and Anbar. Remarkably, Baghdad ranked 16th, and Najaf and Muthanna came in the last two ranks, respectively. In terms of development perseverance, Erbil, Sulaymaniyah, and Dohuk occupied the first three ranks, Diyala fell to the eleventh rank, and Muthanna continued to rank last.

## 11 مدن ومجتمعات محلية مستدامة

Local Perseverance  
Development Index



Local Comparative  
Development Index

الترتيب	الهدف (11): مدن ومجتمعات محلية مستدامة	المحافظة	الترتيب	الهدف (11): مدن ومجتمعات محلية مستدامة	المحافظة
1	1.0000	اربيل	1	1.000	ديالى
2	0.7500	السليمانية	2	0.750	اربيل
3	0.6667	دهوك	3	0.667	السليمانية
4	0.5500	نينوى	4	0.550	الأنبار
5	0.5357	الأنبار	5	0.536	واسط
6	0.5278	صلاح الدين	6	0.528	ذي قار
7	0.1607	البصرة	7	0.161	ميسان
8	0.1500	بغداد	8	0.150	بابل
9	0.1250	ميسان	9	0.125	القادسية
10	0.1010	كربلاء	10	0.101	دهوك
11	0.1010	ديالى	11	0.101	البصرة
12	0.1008	بابل	12	0.101	نينوى
13	0.0992	النجف	13	0.099	صلاح الدين
14	0.0919	كركوك	14	0.092	كربلاء
15	0.0889	القادسية	15	0.089	كركوك
16	0.0801	ذي قار	16	0.080	بغداد
17	0.0767	واسط	17	0.077	النجف
18	0.0646	المثنى	18	0.065	المثنى

The decentralization experience in Iraq is still new. Many argue that it is still too early to judge its success or failure. Iraq faces serious challenges that require a critical review of what has been achieved. It must identify successes and failures to adjust and strengthen efforts to improve the well-being of people in all provinces.





**CHAPTER V:  
PERFORMANCE OF PROVINCES IN  
SUSTAINABLE DEVELOPMENT:  
PERSEVERANCE RESTRICTIONS**



## Chapter V: Performance of Provinces in Sustainable Development: Perseverance Restrictions

### Local Progress

To monitor the progress of provinces in sustainable development, this report developed two indices based on data for 39 SDG indicators mostly from the 2018 Multiple Indicator Cluster Survey. These are:

- The Local Comparative Development Index (LCDI) to measure progress towards each SDG using nationally available indicators, and in comparison with the global standard or national average if the global SDG is achieved. This index measures progress compared to available international indicators. The measurement process relies on comparing the proximity of the target or its distance from the global standard; the index value ranges from 0 to 1. The greater the value, the higher the achievement. Each sub-index is calculated based on the average of all indicators. The general index is calculated similarly.
- The Local Comparative Developmental Perseverance Index makes a comparison based on the performance rank of each province according to available indicators. It considers progress compared to other provinces rather than just the nature of achievement and how close it is to the global standard. The rank of each province on each SDG was converted into a digital value based on 1/18. The top province has the value of  $1/1=1$  as a number value for the rank achieved on the indicator. As for the last province, its rank value is  $1/18 = 0.0555$ . By calculating the average of the total indicators in an SDG, we get the index for that SDG. The general index is calculated as an average of total SDGs. The closer the value to 1, the better the achievement of the province.

Table 5: Indicators of Provincial Development Indexes and Developmental Perseverance Indexes and Their Average Value

SDG	Number of indicators available	The average value of the comparative development index	The average value of the comparative developmental perseverance index
<b>1: No Poverty</b>	2	0.463	0.194
<b>2: Zero Hunger</b>	4	0.285	0.198
<b>3: Good Health and Well-Being</b>	6	0.616	0.184
<b>4: Quality Education</b>	6	0.498	0.209
<b>5: Gender Equality</b>	4	0.747	0.259
<b>6: Clean Water and Sanitation</b>	2	0.620	0.196
<b>7: Affordable and Clean Energy</b>	2	0.724	0.392
<b>8: Decent Work and Economic Growth</b>	3	0.867	0.204
<b>9: Industry, Innovation and Infrastructure</b>	3	0.285	0.198
<b>10: Reduce Inequality</b>	2	0.773	0.196

<b>11: Sustainable Cities and Communities</b>	2	0.753	0.293
<b>16: Peace, Justice and Strong Institutions</b>	3	0.565	0.217
<b>Total</b>	39	0.599	0.228

### Indicators of the Local Comparative Development Index

- Kurdistan Region provinces (Sulaymaniyah, Erbil and Dohuk) ranked in the top three, followed by Kirkuk and Baghdad.
- Nineveh came last after Anbar; both have experienced security events that left them behind.
- Except in the Kurdistan Region and the capital, provinces have had similar development despite different circumstances.
- The following table summarizes achievements by province and SDG. None of the provinces achieved all six SDGs (1, 2, 5, 8, 9 and 16). Some Kurdistan Region provinces are close to achieving SDG 1. Ten provinces are on track, while the remaining five are far from it.

Table 6: Progress in Provinces in Achieving the SDGs

SDG	Achieved (100%)	Being achieved (66-99%)	On track (33-65%)	Far from it 32% and less
<b>1: No Poverty</b>	None	Sulaymaniyah, Erbil, Kirkuk	Dohuk, Baghdad, Babel, Najaf, Karbala, Basra, Anbar, Wasit, Salah al-Din, Diyala	Dhi Qar, Muthanna, Nineveh, Qadisiyah, Maysan
<b>2: Zero Huger</b>	None	Erbil	Diyala, Karbala	Sulaymaniyah, Babel, Nineveh, Salah al-Din, Dohuk, Maysan, Wasit, Najaf, Dhi Qar, Basra, Baghdad, Muthanna, Anbar, Kirkuk, Qadisiyah
<b>3: Good Health and Well-Being</b>	Erbil	Sulaymaniyah		Anbar, Dohuk, Muthanna, Kirkuk, Babel, Maysan, Salah al-Din, Karbala, Nineveh, Wasit, Dhi Qar, Baghdad, Najaf, Qadisiyah, Basra, Diyala
<b>4: Quality Education</b>	Sulaymaniyah			All other provinces
<b>5: Gender Equality</b>	None		Karbala, Sulaymaniyah, Erbil, Dohuk, Baghdad	Anbar, Wasit, Muthanna, Basra, Nineveh, Maysan, Qadisiyah, Diyala, Kirkuk, Salah al-Din, Babel, Dhi Qar, Najaf
<b>6: Clean Water and Sanitation</b>	Sulaymaniyah		Baghdad	Erbil, Karbala, Dohuk, Maysan, Dhi Qar, Najaf, Salah al-Din, Muthanna, Kirkuk, Basra, Qadisiyah, Wasit, Nineveh, Diyala, Babel, Anbar
<b>7: Affordable and Clean Energy</b>	Basra	Qadisiya	Wasit, Maysan, Baghdad, Karbala, Babel,	Muthanna, Dhi Qar, Najaf, Kirkuk, Salah al-Din, Sulaymaniyah, Anbar, Nineveh

				Diyala, Erbil, Dohuk
<b>8: Decent Work and Economic Growth</b>	None	Sulaymaniyah	Erbil, Muthanna	Anbar, Basra, Baghdad, Diyala, Najaf, Karbala, Nineveh, Dohuk, Wasit, Qadisiyah, Babel, Dhi Qar, Salah al-Din, Kirkuk, Maysan
<b>9: Industry, Innovation and Infrastructure</b>	None	Sulaymaniyah	Baghdad	Babel, Erbil, Dohuk, Maysan, Diyala, Basra, Najaf, Kirkuk, Qadisiyah, Anbar, Wasit, Nineveh, Karbala, Dhi Qar, Muthanna, Salah al-Din
<b>16: Peace, Justice and Strong Institutions</b>	None	None	Sulaymaniyah, Erbil, Kirkuk, Karbala, Diyala	Babel, Muthanna, Dohuk, Baghdad, Najaf, Qadisiyah, Salah al-Din, Wasit, Dhi Qar, Maysan, Basra, Anbar, Nineveh

Overall, performance in local sustainable development was moderate as expressed by the LCDI average of 0.628, with a discrepancy in SDG attainment. The highest achievement rates were on SDG 8 and the lowest on SDG 2. This disparity can be attributed to the impact of the type of measurement indicators (economic activity rate, unemployment rate and child labor); the achievement thresholds based on the national average (economic activity) and the global standard (5% unemployment); and the absence of child labor. This weakness in development progress needs to be reviewed to explain it, address its causes and propose solutions.

### Indicators of the Local Comparative Developmental Perseverance Index

Poor development required searching for an explanation in the data. The LCDPI is designed to indicate the sustainability of provincial pursuits of development. The LCDPI shows:

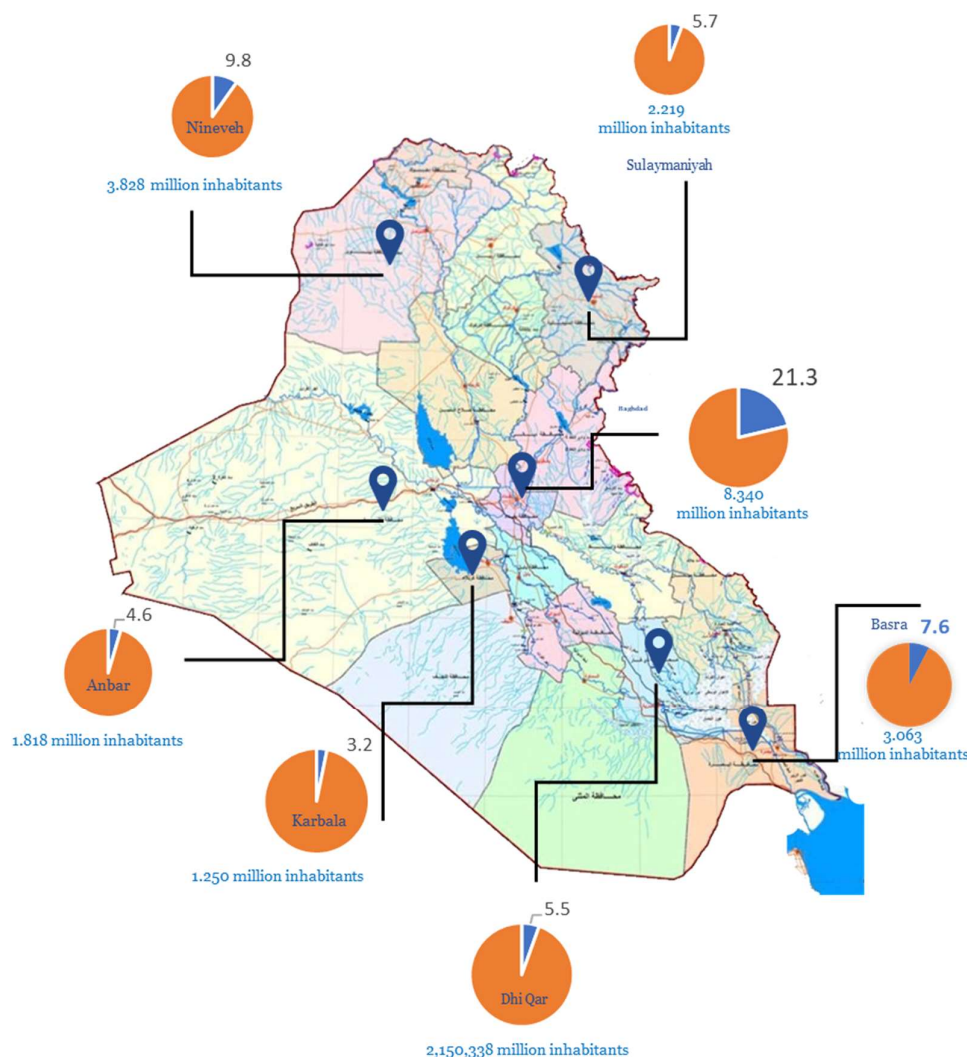
- The Kurdistan Region provinces (Sulaymaniyah, Erbil and Dohuk) ranked in the top three.
- Karbala ranked fourth followed by Baghdad, which is remarkable as it indicates the scale of the effort made by each province for SDG attainment as expressed by the progress rank.
- Dhi Qar ranked last after Najaf, an indicator that could explain the rise and pace of protests in these provinces against their low development performance and increased popular awareness of the need to advance in these provinces.
- 13 provinces (all except Karbala and Baghdad) fall below the arithmetic mean of the index, showing a failure in development progress.

**Table 7: Provincial Rankings by the Value of the LCDI and LCDPI**

الترتيب	دليل الماثبة التنموية	المحافظات	الترتيب	دليل الإنجاز التنموي العام	المحافظة
1	0.563	السليمانية	1	0.686	السليمانية
2	0.447	اربيل	2	0.645	اربيل
3	0.285	دهوك	3	0.624	دهوك
4	0.271	كربلاء	4	0.606	كركوك
5	0.263	بغداد	5	0.603	بغداد
6	0.219	ديالى	6	0.583	النجف
7	0.214	ميسان	7	0.580	كربلاء
8	0.209	البصرة	8	0.570	البصرة
9	0.202	المثنى	9	0.564	بابل
10	0.199	كركوك	10	0.563	ميسان
11	0.184	بابل	11	0.560	صلاح الدين
12	0.175	القادسية	12	0.559	ذي قار
13	0.171	نينوى	13	0.550	واسط
14	0.169	الأنبار	14	0.549	المثنى
15	0.159	واسط	15	0.548	ديالى
16	0.150	صلاح الدين	16	0.543	القادسية
17	0.116	النجف	17	0.520	الأنبار
18	0.111	ذي قار	18	0.514	نينوى

### Seven Provinces: Uneven Achievement and Different Causes

To highlight the reasons for uneven and weak development progress, seven provinces were selected for a closer review of performance. These provinces hold 58% of the population of Iraq according to 2019 projections, cover 54% of the total area, and generate most of GDP. They are Nineveh, Sulaymaniyah, Anbar, Baghdad, Karbala, Dhi Qar, and Basra.

**Map 1: Population of the Seven Provinces (2019)**

There are several reasons behind modest performance for most provinces, including:

- They are new to decentralization with non-integration of supportive legal, administrative and political structures, as the legal environment continues to support centralization rather than decentralization. None of the non-Kurdistan Region provinces has provided a model of decentralized administration that would be a success story. In fact, most provinces have continued to operate in the same traditional way, failing to invest in the new legislative space.
- The lack of adequate legal and administrative expertise among local authorities, who have no mature understanding of the administrative law, the hierarchy of power or their position in it. A weak legal culture prevails in most provincial councils, as revealed by their repeated inquiries to the Federal Court to interpret certain provisions of law.
- A lack of expertise to manage the large resources the provinces now have as well as the growing risk of administrative and financial corruption, especially since

measures to strengthen transparency and accountability have failed to keep pace. According to 2021 federal budget data, Baghdad has 247,028 civil servants, accounting for 7.6% of the total number, with a 2.3% share of the budget. There are 83,800 civil servants in Dhi Qar, with a budget share of 0.7%. Basra has 77,037 civil servants with a budget share of 1%. The number of civil servants in Nineveh and Anbar is as low as 3,464 and 2,978, respectively, due to a failure to transfer education and health institutions to these provinces.

- Intra-provincial political competition: Competition at the federal level has taken local dimensions in each province, and caused intra-provincial institutional instability. For example, the governors of Nineveh and Basra have changed five times in the past four years. In other provinces, parties winning elections have made active attempts to control provincial service institutions. Some service and planning departments have shifted rapidly away from the norms of efficiency and experience, which has confused their work.
- A lack of planning expertise and commitment to the SDGs despite the relentless attempts of the federal government and NGOs to draw attention to the 2030 Agenda, which is still far from the concerns of most provinces and from being integrated into programs they implement.

## Provincial Performance

We present below the individual performance of the seven provinces according to a combination of SDG monitoring indicators as well as the results of the LCDI and LCDPI.

### Baghdad: Bearing the Burden of Conflicts

Baghdad has been at the heart of crises that extend horizontally and vertically. Corruption, the absence of the rule of law, external interventions, allocative inefficiency and waste of resources, and a rentier economy together explain low human development indicators, widening development and spatial gaps, low quality services, and an absence of the right to development and other human rights, all of which have helped fuel youth protests in Baghdad and other provinces. Youth are demanding a country with a non-sectarian national identity, access to high-quality services, and jobs for all graduates to enhance their human dignity and ensure their right to a safe life.

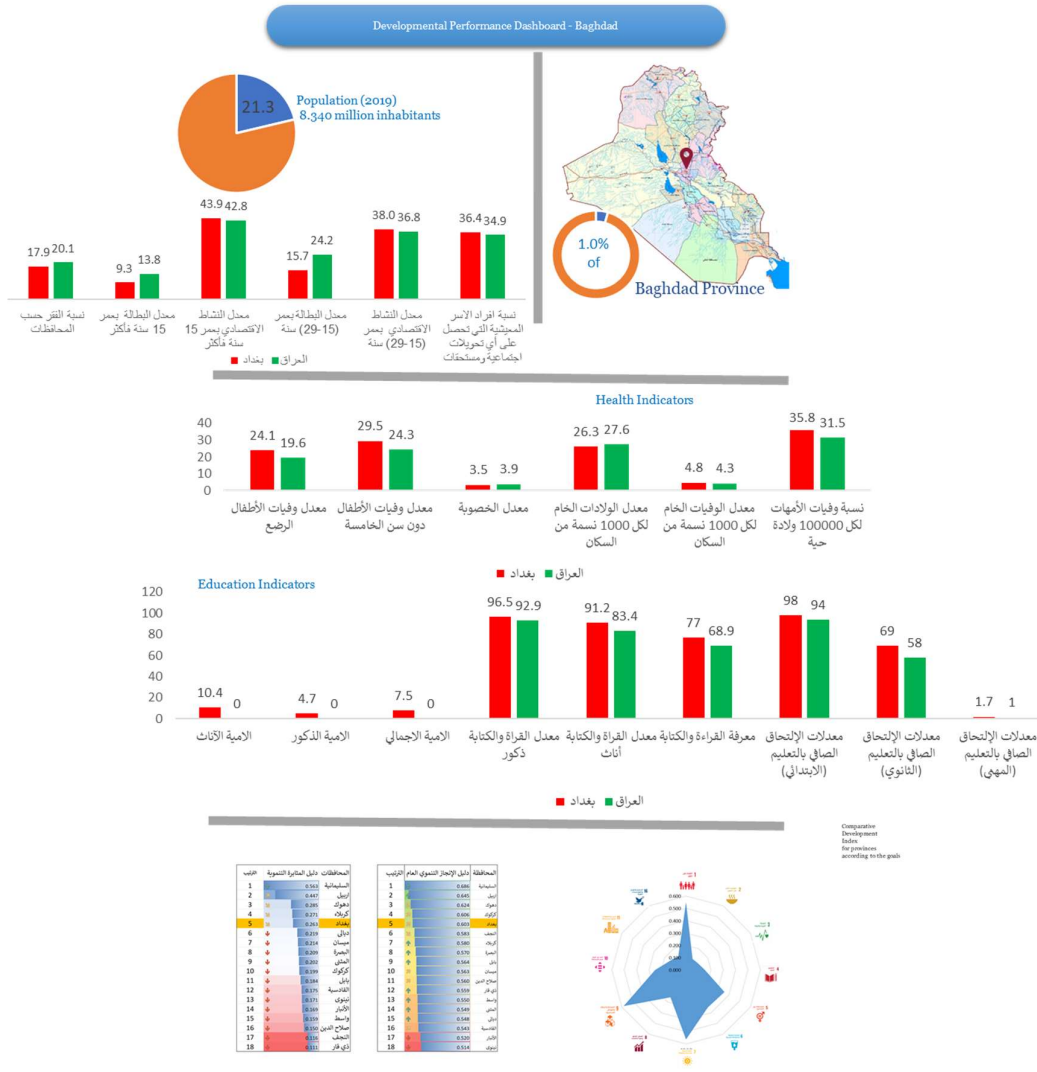
Poverty and unemployment rates in Baghdad are as high as 17.9% and 9.3%, both less than the national rates of 20.1% and 13.8%, respectively. The youth unemployment rate is 15.7%, lower than the national rate of 24.2%.

Multiple health, economic and financial crises have had a clear impact on the infant mortality rate of 24.1 deaths, which is higher than the national rate of 19.6 deaths. The maternal mortality rate is as high as 35.8 deaths per 100,000 live births, which is higher than the national rate of 31.5 deaths.

The impact on educational indicators is less severe, with the illiteracy rate standing at 7.5% (10.4% of females, a rate higher than for males). Net education enrollment rates are close to, and sometimes higher than, the national average, with net elementary school enrollment at 98% compared to the national rate of 94%, and the net high school enrolment rate at 69%, also higher than the national rate of 58%.



On the LCDI, Baghdad came fifth out of 18 provinces with a value of 0.603. It also ranked fifth on the LCDPI with a value of 0.263.



# Baghdad

Seeking to Leverage Developmental Opportunities

## Baghdad's Province vision to achieve the sustainable development

• Meet the humanitarian needs for achieving peace, creating a healthy environment, and provide water, food, housing, education, and useful and meaningful employment opportunities



• Improve the quality of health services and focus on primary care



• Improve the quality of educational services and increase the opportunities for boys and girls in education



• Create a stable economy through the efficient use and development of all the resources of society



• Achieve sustainable development of the economic sectors by enhancing industrial and commercial capabilities and supporting the agricultural sector, which constitutes an important part of the regional economy and contributes to improving the economy and quality of life in the city and its region

• The continuity of agricultural work keeps the economy strong, improves the environment, and supports family life by providing food needs at the regional and national levels



• Achieve current and future social justice in distributing limited resources to ensure sustainable development

• Maintain the integrity of the natural environment, closely supervise rehabilitation, and reduce waste



• Activate the role of local communities in sustainable development, and enhance their capabilities to ensure that they find solutions to environmental and development problems



## **Sulaymaniyah: Excellent Achievement and Indicators**

Sulaymaniyah Province applies good governance procedures, including financial monitoring and evaluation systems. These are the basis for defining and implementing development options, policies and programs in an atmosphere of freedom of expression, participation and social mobility, and in line with the principles of transparency and accountability. The system tracks changing circumstances, supporting adjustments and new development measures as strategies, plans and policies evolve, and helps provide information and evidence for impact assessments.

Perhaps the most prominent feature of the provincial experience has been a focus on infrastructure projects in education, health, services, water, electricity, sewer systems and transport. The province has committed to proper planning in the service of citizens in urban and rural areas, and has reached even the farthest points deep inside the countryside. A total of 2,248 villages have been built and the province is one of the cleanest areas of Iraq. Billions of dollars have been spent to improve the environment and for afforestation campaigns. Social problems, crime rates and behavioral deviations are low.

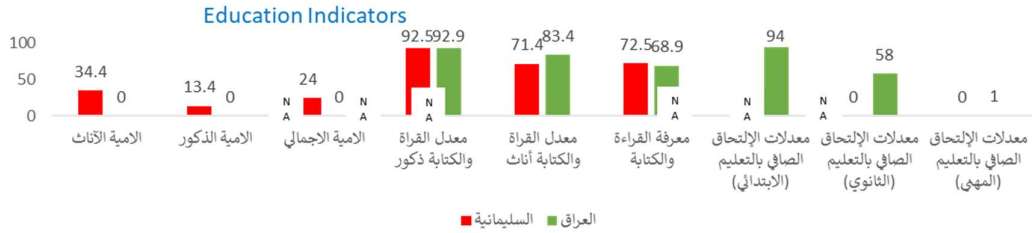
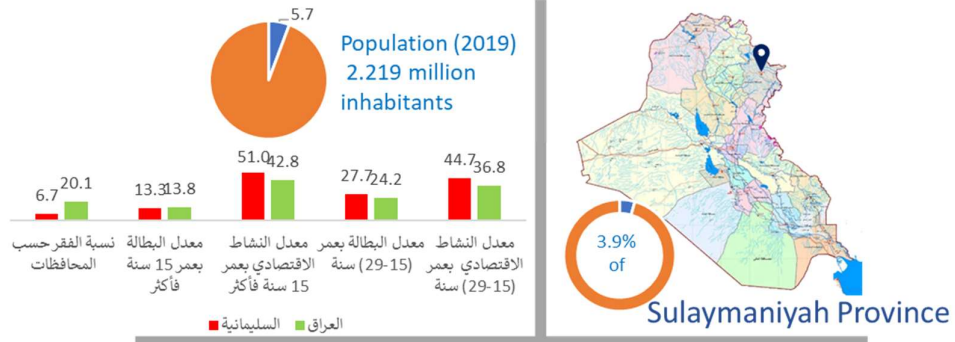
The province embraces cultural elements, intellectual openness and high levels of education. It has seen increased enrollment in all levels of education, especially higher education with the number of universities reaching 12.

Progress on some human development indicators compared to the national average include a maternal mortality rate of 22.6 per 100,000 live births compared to the national average of 31.5. The net mortality rate per 1,000 inhabitants is 2.2 compared to 4.3 in Iraq. The province needs to make progress on educational indicators with the illiteracy rate being as high as 24% (34.4% of females and 13.4% of males).

It has made progress in reducing poverty to as low as 6.7% compared to the national average of 20.1%. This percentage is expected to decrease even further following the launch of the provincial Social Development Fund on October 1, 2020, with an effort to involve the local poor in the fund's projects and turn them into producers. The percentage of families on welfare is estimated at 22.4%. The economic activity rate of young people aged 15-29 is 44.7%, higher than the national average of 36.8%. Yet unemployment among young people remains high at 27.7% and higher than the national rate of 24.2%.

Sulaymaniyah ranks first on the LCDI at 0.686 followed by all other Iraqi and Kurdistan Region provinces. It has the highest value on the LCDPI (0.563), which reflects its persistent development quest.

Developmental Performance Dashboard - Sulaymaniyah



الترتيب	المحافظة	دليل المشاركة التنموية
1	السليمانية	0.563
2	اربيل	0.447
3	دهوك	0.285
4	كركوك	0.271
5	بغداد	0.263
6	دجلان	0.219
7	ميسان	0.214
8	النجف	0.209
9	القادسية	0.202
10	كركوك	0.199
11	بابل	0.184
12	القادسية	0.175
13	النجف	0.171
14	الأنبار	0.169
15	واسط	0.159
16	صالح الدين	0.150
17	النجف	0.116
18	ذي قار	0.111

الترتيب	المحافظة	دليل الإيجاز التنموي العام
1	السليمانية	0.686
2	اربيل	0.645
3	موصل	0.624
4	كركوك	0.606
5	بغداد	0.603
6	النجف	0.583
7	كربلاء	0.580
8	النجف	0.570
9	بابل	0.564
10	ميسان	0.563
11	صالح الدين	0.560
12	ذي قار	0.559
13	واسط	0.550
14	النجف	0.549
15	بابل	0.548
16	القادسية	0.543
17	النجف	0.520
18	النجف	0.514



# Sulaymaniyah

First Achievement

## Developmental Achievement in Sulaymaniyah

Sulaymaniyah ranked first according to the Comparative Development Index that was developed for comparison purposes in this report according to the data collected and the 12 goals monitored in 2018.

Managed to achieve three goals completely:

- Goal (1): No Poverty
- Goal (4): Quality Education
- Goal (6): Clean Water and Sanitation



It was close to achieving two goals:

- Goal (8): Decent Work and Economic Growth
- Goal (9): Industry, Innovation and Infrastructure
- Goal (11): Sustainable Cities and Communities



Its performance was moderate in two goals:

- Goal (3): Good Health
- Goal (16): Peace, Justice, and Strong Institutions



However, its performance was below average in the remaining four goals covered by the measurement:

- Goal (2): Zero Hunger
- Goal (5): Gender Equality
- Goal (7): Clean Energy
- Goal (10): Reduce Inequality



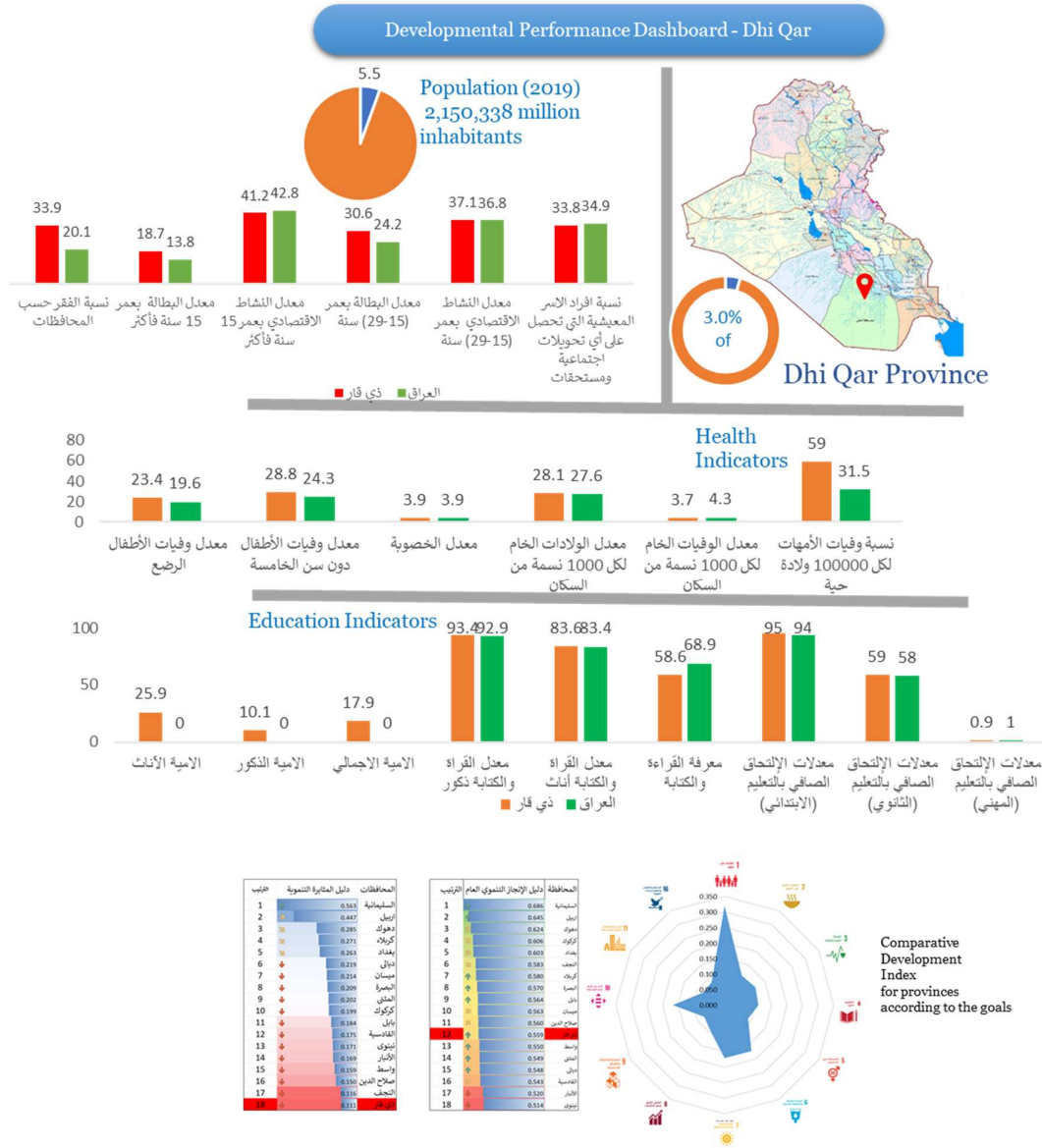
### **Dhi Qar: Rising from Neglect**

Dhi Qar experiences prolonged and multiple crises related to water and electricity shortfalls, provision of municipal services, development gaps, youth demonstrations and protests due to a high unemployment rate of 18.7% compared to the national average of 13.8%, and high poverty rates of up to 33.9% compared to the national rate of 20.1%.

The deteriorating situation is reflected in declining human development indicators. The child mortality rate is 23.4 compared to the national average of 19.6, and the maternal mortality rate is 59 deaths per 100,000 live births compared to the national rate of 31.5. On educational indicators, 17.9% of people are illiterate (25.9% of females compared to 10.1% of males).

Poor development indicators and imbalanced and weak administrative decentralization have left the province ranking 12 out of 18 provinces on the LCDI, with a score of 0.559. It is last on the LCDPI with a value of 0.111.

The province has a success story in local youth leadership. It has changed the local government more than once, amended the electoral law, created the foundation of the Dhi Qar Reconstruction Fund, and increased budgetary allocations in 2021 pursuant to its declaration as a disaster-stricken province.



## Dhi Qar

The Youth Lead the Change

### Fruitful Youth Movement

The youth protest movement expressed the combined nature of the development, service and, psychological problems that the residents of the province and other provinces suffer from. However, it achieved a success story in reaping the fruits of this movement through:



- The inherent readiness of political and popular stakeholders
- Adhering to the Iraqi national identity to transcend sub-identities
- Adhering to the state and calling it to perform its developmental role and social responsibility and to be a state for all and of law and institutions
- Highlighting the Iraqi unity across regions, sects, denominations, and social groups.
- This asset opened the door to build on rather than ignore it. The Youth are the tool for construction, change, and development.

### Results



- Changing the local government and amending the election law.
- The establishment of the Dhi Qar Province Reconstruction Fund and the inclusion of additional funds in the 2021 budget.
- The establishment of Al-Shatrah University.
- Activating youth employment projects.
- Various economic, tourism, agricultural, and industrial projects.



---

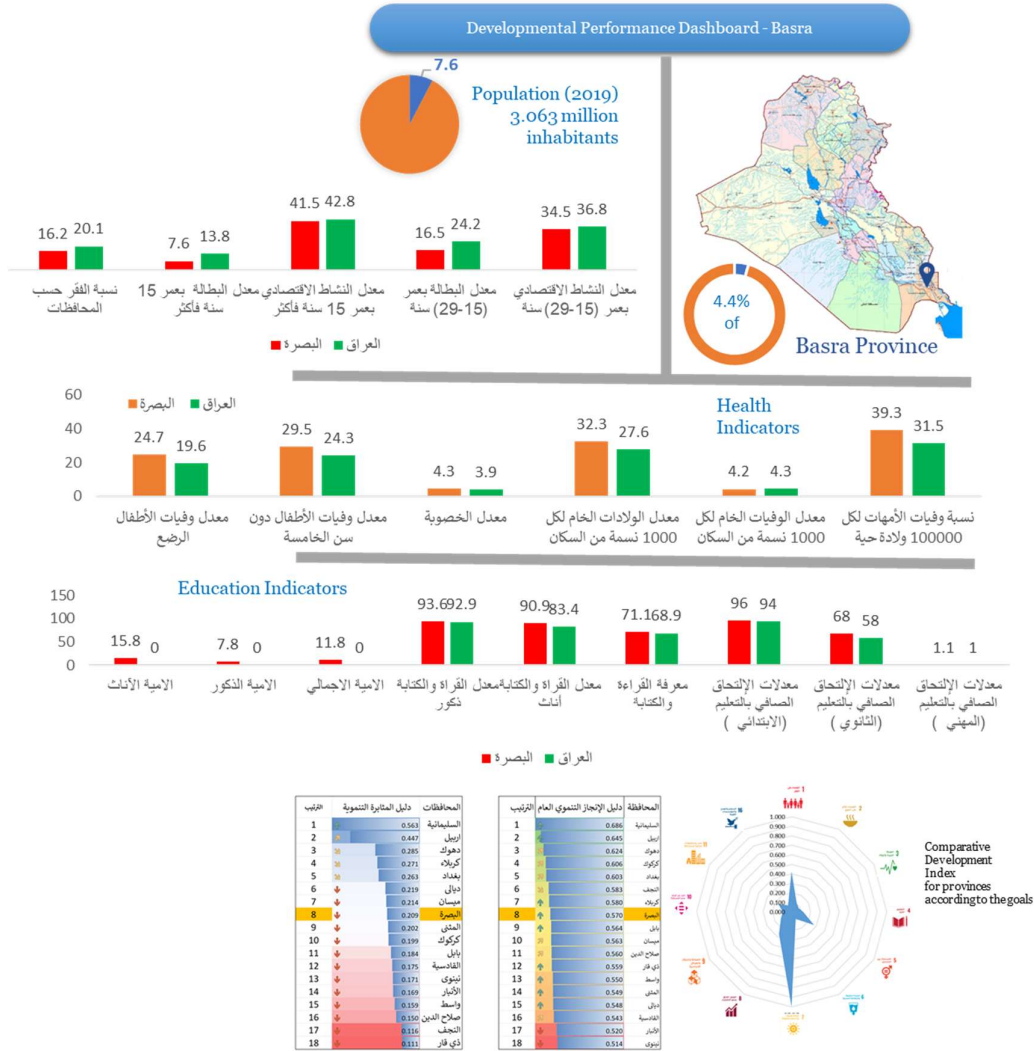
## **Basra: Sustainable Development Planning**

The local government of Basra set its development path following a local vision of sustainable development for 2030. It aims to ensure well-being, good living standards, and universal health care with a quality educational system, based on an institutional system and community security to achieve the SDGs. The province in its management of development has moved closer to risk-conscious frameworks, planning, policy-making and decision-making, on a path to high-level development governance.

Proper planning and the pursuit of local development governance have led to a significant improvement in provincial development indicators and reduced quantitative and qualitative gaps compared to the national rate. The provincial poverty rate of 16.2% is less than the national rate of 20.1%. The unemployment rate is 7.6%, also below the national average of 13.8%. The unemployment rate of youth aged 15-29 is also low at 16.5% compared to the national average of 24.2%. The economic activity rate at 41.5% is very close to the national average of 42.8%.

Other indicators are worse than the national indicators, however, explained by poor services and the declining performance of local governments. The infant mortality rate is 24.7 deaths, higher than the national average of 19.6 deaths. The mortality rate for children under 5 is 29.5 deaths, also higher than the national average of 24.3 deaths. The maternal mortality rate is 39.3% compared to the national rate of 31.5%. The illiteracy rate is 11.8% (15.8% of females and 7.8% of males), while the net elementary and high school enrollment rates are higher than the national averages.

Planning and political will have helped Basra's performance. It ranks 8 on both the LCDI at 0.570 and the LCDPI at 0.209, an indication of its intention to realize the right to development for every citizen.



## Basra Sustainable Development Planning

The vision of Basra stems from the human being, who is the centerpiece, means, and goal of sustainable development. Therefore, it seeks to achieve well-being, good living standards, universal healthcare, with a quality educational system in light of a sophisticated community-based institutional system to achieve the SDGs.

**Basra Vision 2030**

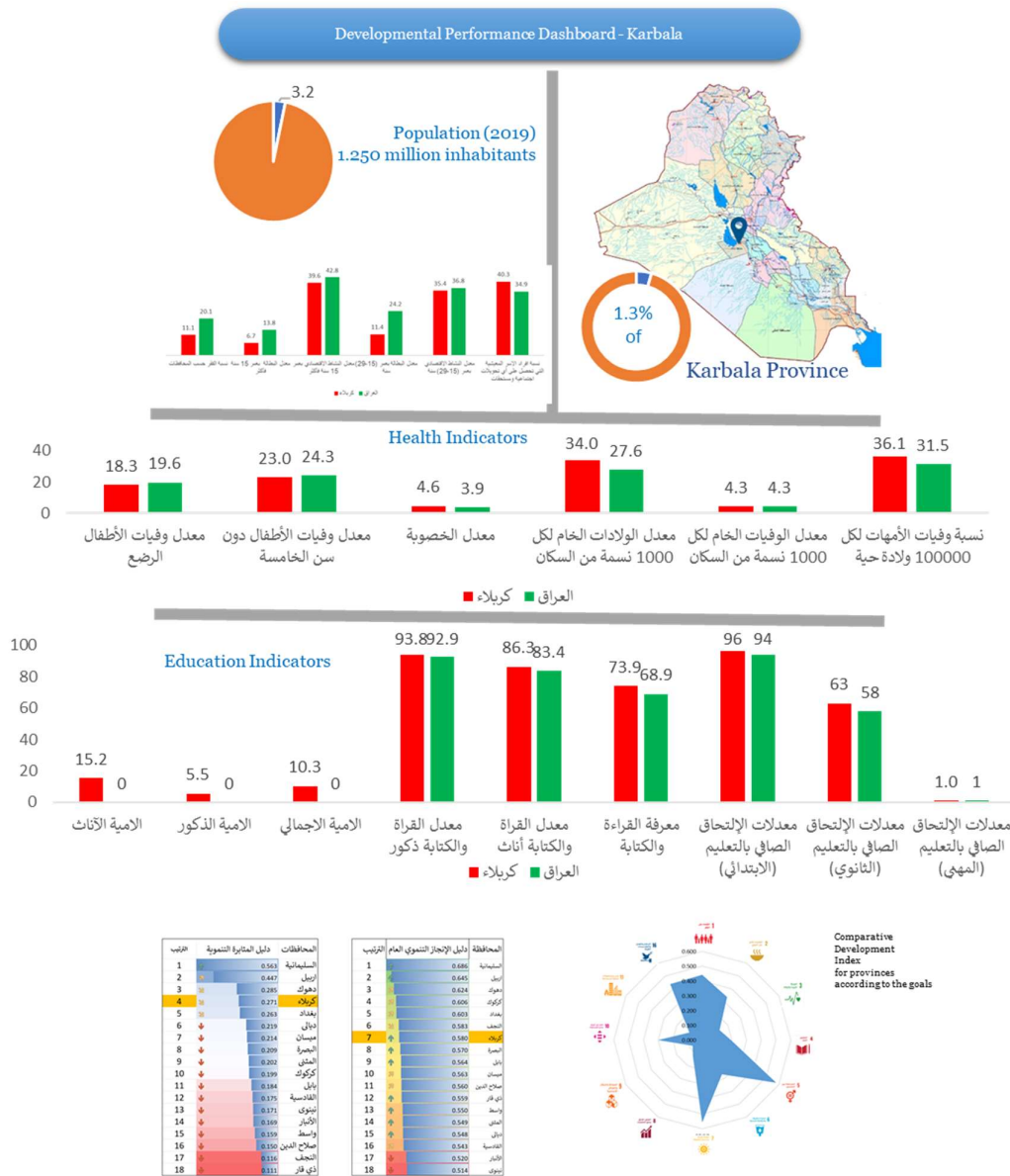


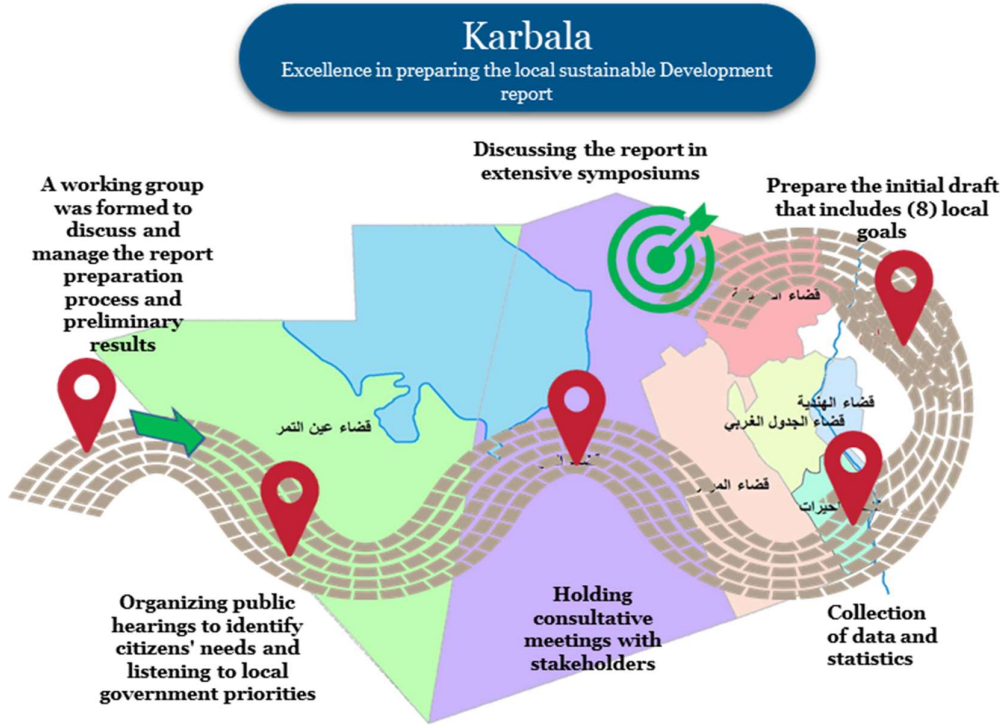
### Karbala: Serious Developmental Perseverance

Despite the great pressure that Karbala Province experiences during seasons of religious visits, it has made remarkable progress on sustainable development indicators. Capacity-building and experienced planning and operational staff back sober and informed decisions on social challenges and risks. This has reduced the risks of crises and enhanced opportunities to adapt the provincial economy and society. The provincial poverty rate is 11.1%, below the national average of 20.1%. The percentage of social transfers is 43.3%,

higher than the national average of 34.9%. The unemployment rate has continued to decline to 6.7%, below the national rate of 13.8%.

Positive results on sustainable development indicators include an infant mortality rate of 18.3 deaths, lower than the national average of 19.6 deaths. The illiteracy rate is 10.3% (5.5% of males and 15.2% of females). The net elementary and high school enrollment rates of 96% and 63%, respectively, are higher than the national averages of 94% and 58%, respectively. The province ranked fifth on the LCDI at 0.580, which is explained by sustained planning, implementation, policy governance and capacity-building. It ranks fourth on the LCDPI at 0.271, following only the Kurdistan Region provinces.





**Success Stories**

- Commitment to the momentum of participation in achieving the SDGs.
- The ability to accommodate millions of people during religious events.
- The green belt that surrounds the city.



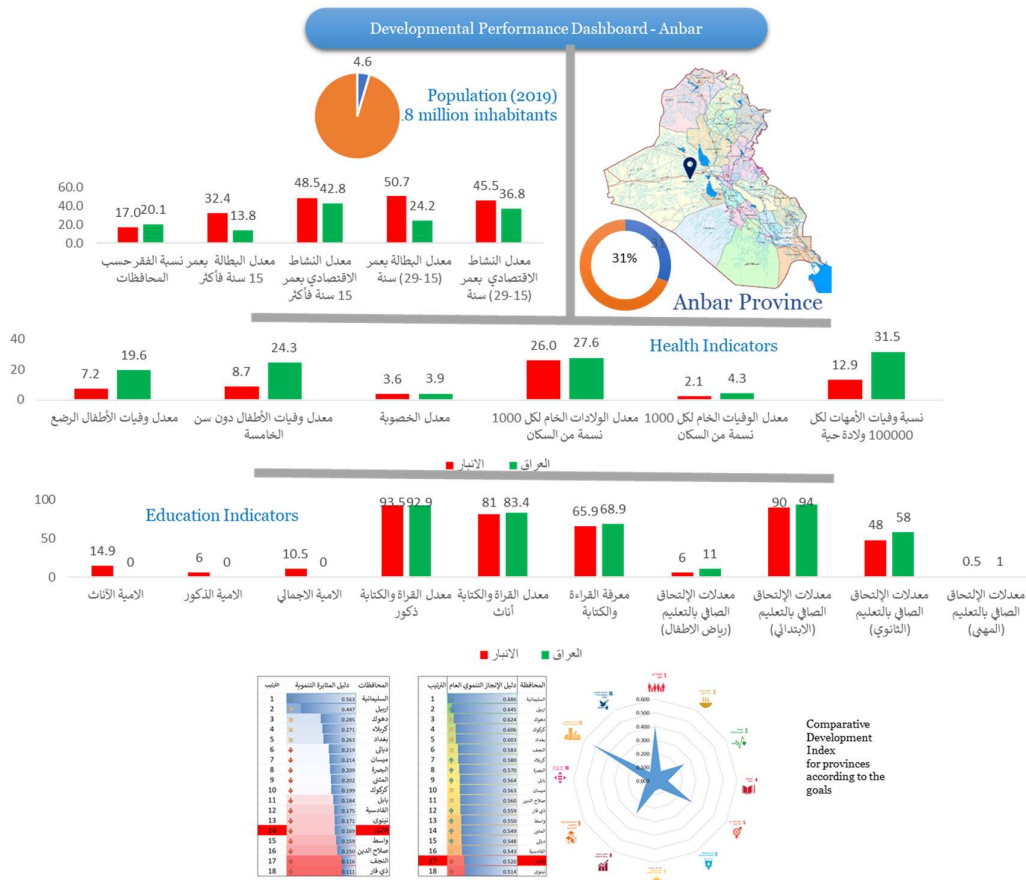
**Anbar: Healing and Reconstruction**

Anbar continues to suffer from a legacy of terrorism that began in 2003. The unemployment rate is as high as 32.4% (50.7% of young people), and the poverty rate is also high at 17%. Provincial health indicators are better than national ones, but provincial

educational indicators are lower. The province ranks 17<sup>th</sup> on the LCDI and 14<sup>th</sup> on the LCDPI.

The qualification of crisis-affected communities and reconstruction requires expertise and the ability to use risk-conscious frameworks for threat assessment and policy- and decision-making, adopt flexible methods and tools to assess risks and options, and monitor certain courses of action. There is still a need to increase the capacity to highlight the dimensions of risk-conscious development in line with working elements.

Anbar Province has seen relative stability in staff responsible for shaping the course of development despite changes in governors, a factor that supports a positive development trajectory. The province has witnessed marked escalations in community healing and infrastructure restoration. These have supported social stability despite conflict-related destruction that in some areas destroyed all infrastructure.



## Anbar

Excellence in Reconstruction

### The reconstruction of Anbar is a remarkable success story

Despite the high number of damaged assets in Anbar province and the city of Ramadi in particular, which amounted to (848) assets at an estimated cost of IQD6,319,551 million, not to mention the lack of public and social services and the destruction of infrastructure, as the city was subjected to destruction by 80% due to the terrorism of ISIS organizations.


### Return of the IDPs and sustainable security

Anbar is one of the most affected provinces by terrorism and ISIS violence, as more than a million people have been displaced from their areas of residence to the rest of the cities and provinces of Iraq, when ISIS controlled about 80% of Anbar's lands.

After that, ISIS left dangerous remnants that make it difficult to return to normal life and caused prolonged displacement in eastern Anbar. According to the MoMD estimates, more than 22,000 people were displaced from western Anbar alone in 2017. Anbar is the center of displacement, as the proportion of its displaced families was estimated by 32% of the total displaced families in Iraq, and the returning families were estimated by 84% of the total displaced families.

### Moving forward and future prospects

- Improve the quality of life through rehabilitation, infrastructure development, and basic services
- Build community peace between the Anbari community and its honorable clans and ensure the return of the remaining displaced families
- Equal opportunities in education and career paths for youth, women, and vulnerable groups
- Create an enabling and safe environment for economic rehabilitation and development by focusing on private sector projects
- Improve public and good governance
- The development of agricultural technology, horizontal expansion, and agricultural settlement in the province
- Establish attractive cities that are a source of human resources and capable of accommodating them, and manage financial resources in light of balanced spatial development.



---

## **Nineveh: Rising from the Ashes of War**

Nineveh Province experienced destruction under ISIS, with the value of damage in the housing sector estimated at 8 trillion dinars. Damage to public, commercial and industrial buildings, as well as infrastructure such as roads, bridges, military and security buildings, recreational and sports facilities, hospitals, health centers and private hospitals is estimated at 1.2 trillion dinars.

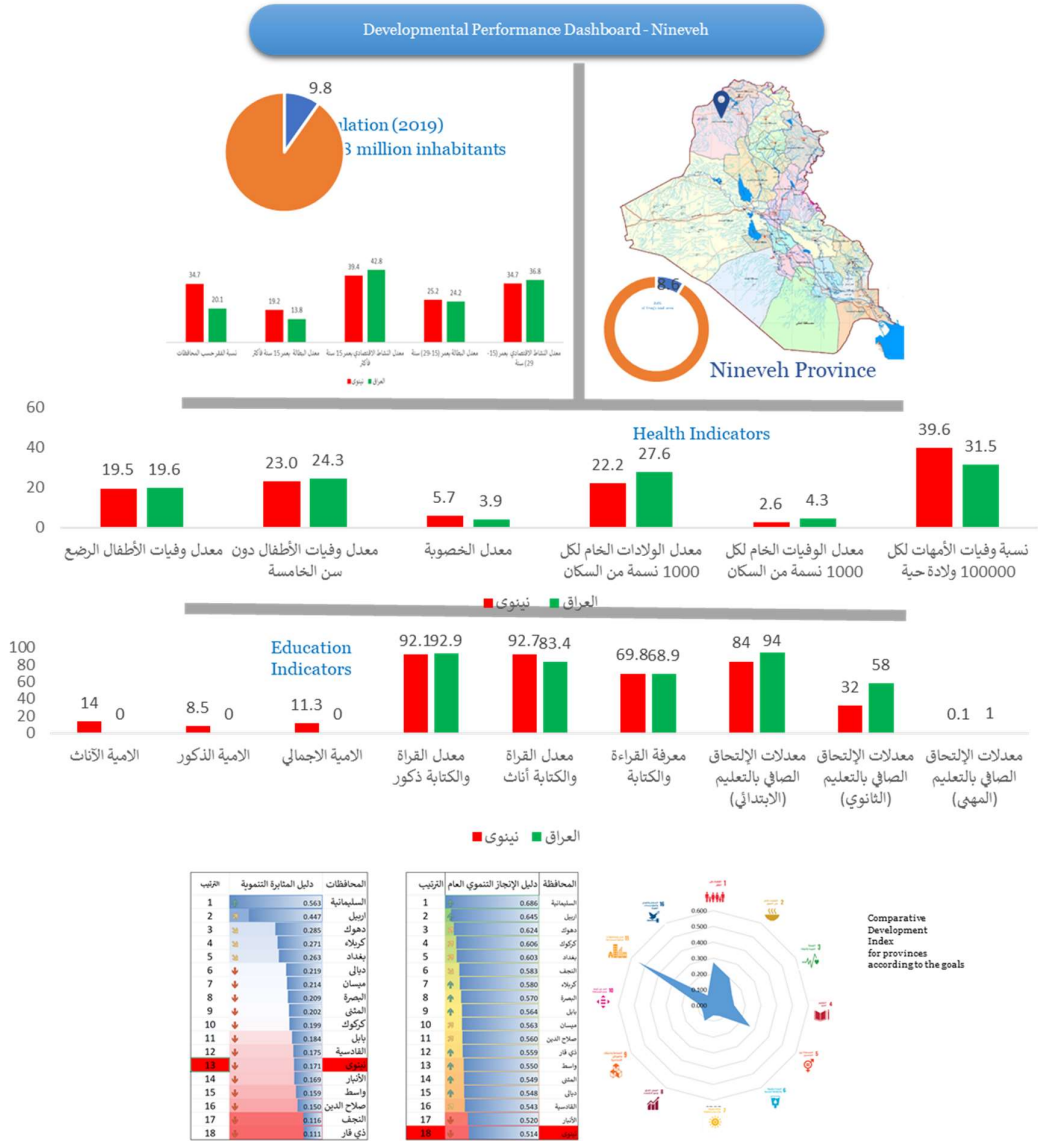
In 2017, Mosul was liberated and became a symbol of the fight against intolerance and repression. It began to move towards development and reconstruction through the concerted efforts of the federal and local governments and with the support of international organizations. It sought to limit the impact on human development indicators, especially on health and education, while seeking to reverse development gaps.

The provincial poverty rate is 4.5%, below the national average of 20.1%. The unemployment rate is 19.2% of people aged 15 and above, and 25.2% of young people, which is higher than the national rate of 24.2%.

Provincial human development indicators are close to national averages, especially health indicators. The provincial infant mortality rate is 19.5 deaths, almost identical to the national rate of 19.6 deaths. The maternal mortality rate is 39.6 deaths per 100,000 live births, higher than the national rate of 31.5 deaths. The slow pace of reconstruction in the health sector and the failure to expand the provision of health care services through health centers in rural areas help explain why provincial health indicators are low.

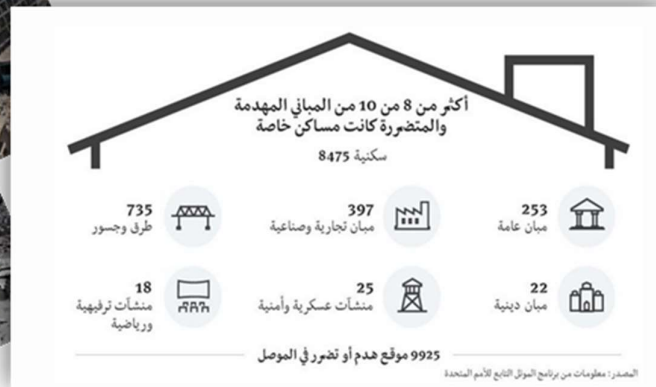
Education indicators are worse. The illiteracy rate is 11.3% (14% of females and 8.5% males). The net enrolment rates in elementary and secondary education (84% and 32%, respectively) are lower than the national averages (94% and 58%, respectively). This situation is explained by damage and destruction, as well as the slow pace of development, construction and reconstruction, which hinders recovery. The development situation is faltering and fragile, leaving the province last on the LCDI at 0.514 and 13th on the LCDPI at 0.171.





## Nineveh

From Wreckage to Construction and Culture



- Thanks to Mosul, Iraq ranked first in volunteer work at the level of the Arab world.
- An investment project consisting of 20K housing units
- Clean environment-friendly projects in Nineveh
- Establishing the pavement bookshelf as a cultural project that supports reading and education in the province
- Rehabilitation of hospitals and primary care institutions
- Rehabilitation of infrastructure projects (roads and bridges)





## **WHAT IS NEXT?**



## What Is Next?

Iraq has promising opportunities. We must overcome the exceptional situation caused by the COVID-19 health crisis, the political crisis and its turmoil, and the economic crisis and its effects by striving to move to an SDG-responsive transformational recovery to shape the future we aspire to.

Vision 2030 offers clear paths for SDG implementation by leveraging existing national potential. Successful attainment of the SDGs will depend on the ability to overcome challenges identified by development strategies and the White Paper. The engagement of stakeholders, including the private sector and NGOs, is one of the main objectives of Iraq's Vision based on their participation in the preparation, implementation and follow-up of strategic documents.

We have a decade of work to address development failures and realize dignity and sustainable livelihoods for the most vulnerable and poorer groups. We are not going to leave anyone behind, including IDPs, people with special needs and the poor. We should make human rights our standard in the next development approach, and economic efficiency and distributional justice our compass in the geographical and spatial distribution of investments. We need to implement infrastructure projects; improve the quality of services in education, health, drinking water, sewer systems and electricity; and make investments in agriculture and industry an engine of developmental change that enhances job-generating economic growth, and allows young people to develop their skills and experiences. Iraqi youth must be at the heart of the development process as an instrument of change and renewal.

SDG implementation primarily depends on comprehensive and efficient financing frameworks through restructuring the federal budget, attracting foreign direct investment, involving and encouraging partnerships with the public sector, and integrating NGOs into the development process.

Several messages for key stakeholders in sustainable development planning and implementation include:

### Government

- Funding and resource mobilization are major challenges facing SDG implementation. The tools that help overcome these challenges need to be examined, including green taxes, expanded domestic resource mobilization, ways to stimulate private investment, and budgetary resources directed to SDG achievement.
- Reforming the federal budget away from an itemized budget towards a program budget, and integrating performance and gender equality principles have become absolute necessities to improve the efficiency of public spending and evaluate its development impact and response to SDG achievement.
- SDG-responsive development policy governance should use a package of economic, social and environmental standards.
- The integration of gender into all economic plans and policies should accompany the building and reconstruction of committees for quality planning from a gender perspective.

- Human rights should be adopted as a method of development.
- Empowering girls and women with digital skills is a prerequisite for sustainable income, safe work, and family well-being.
- Economic efficiency and distributional justice criteria should guide the geographical and spatial distribution of investment.
- Building crisis and shock-responsive social protection systems will promote human and social resilience.
- Bringing young people to the heart of the development process with development opportunities, programs and initiatives can help them lead change and renewal.
- Emphasizing commodity sectors as engines of development can enhance job-generating economic growth, and ensure economic diversification and sustainable development.
- Decentralization is the supportive path for local sustainable development.
- Leveraging the information revolution, improving transparent access to national data and increasing data production can be supported by the Central Bureau of Statistics and enable it to perform better flow of data.

### **Private sector**

- The private sector is an active and strategic partner in the decade of work to come. Legislative responses and a business-stimulating environment will ensure a more inclusive and sustainable partnership.
- The private sector must respond to its responsibility towards the country and people by improving the quality of its goods and services and aligning with national trends to achieve the SDGs.

### **NGOs**

- NGOs are active and influential players in the SDGs. Iraq has 4,605 registered NGOs. Policies and initiatives should advance and promote the sustainability of this partnership.
- Engaging NGOs in planning, implementation and monitoring is key to future success.
- Support transforming NGO efforts from sponsoring to a development that enhances sustainability opportunities
- NGO awareness of the role of the SDGs at the national and local level should be strengthened to cover all provinces.

### **Educational and academic circles**

- Education and higher education are engines for human capital development in a future Iraq. Public spending policy and efficiency are tools to increase educational effectiveness.
- Distance education and integrated education should be supported as successful ways to manage education in times of crisis.

### **International organizations**

- International organizations can increase interest in and direct efforts to help achieve SDG-supportive activities.
- International cooperation through sustained partnership with the international community leads towards a more sustainable world of equality, well-being, security and justice.
- The frameworks for sharing experiences on innovation, finance and technology transfer can be strengthened to serve SDG attainment and maintain the path to sustainability.



## Annexes

### Annex 1: Indicators used to measure local achievement and persistence indexes

Objective	Key performance indicators	Criterion	Number of KPIs
<b>(1): End poverty in all its forms everywhere</b>	The proportion of poverty rate according to the national poverty line (%) 2018		2
	Coverage of social transfers or any other benefits		
<b>(2) End hunger</b>	Underweight	>0.1	4
	Stunting	>0.1	
	Wasting	>0.1	
	Overweight	>0.1	
<b>(3) Healthy lives and well-being</b>	Maternal mortality	>20	6
	Births attended by skilled health personnel	100=	
	Neonatal mortality rate		
	Under-five mortality rate	>5	
	The proportion of women of reproductive age (15-49 years) using any family planning methods	<75	
	Hepatitis B incidence per 100,000 population	>1	
<b>Quality education</b>	Net enrollment rate in primary education		6
	Net enrollment rate in middle education		
	Net enrollment rate in secondary education		
	Early childhood development index		
	Participation rate in organized learning	100=	
	Women with ICT skills	<75	
<b>(5) Gender equality</b>	Primary education equality index		4
	Gender equality in middle education	<99	
	The proportion of women who were married before the age of 15	>1	

	Female genital mutilation	0=	
<b>(6) Clean water and sanitation</b>	Hand-washing with soap and water	100=	2
	The proportion of households with connection to the public sewage network	<80	
<b>(7) Clean and affordable energy</b>	The proportion of households receiving electricity services	100=	2
	The proportion of population with primary reliance on clean fuels for heating and cooking	100=	
<b>(8) Decent work and economic growth</b>	Economic activity rate		3
	Unemployment rate	<5	
	Child labor	0	
<b>(9) Industry, innovation and infrastructure</b>	The proportion of small industrial enterprises in the province	-	3
	The proportion of medium industrial enterprises in the province	-	
	The proportion of large industrial enterprises in the province	-	
<b>(10) Reduce inequality</b>	The proportion of women aged 15-49 who feel discriminated against or persecuted	-	2
	Overpopulation (%)	-	
<b>(11) Sustainable cities and human settlements</b>	Informal settlement	>0.1	2
	The proportion of the population covered by waste collection services		
<b>(16) Peace, justice and strong institutions</b>	The proportion of children who experienced any physical and/or psychological aggression by caregivers		3
	Newborn registration		
	The proportion of women age 15-49 who feel safe walking alone after dark		
<b>Total</b>			<b>39</b>

- 
- <sup>1</sup> Ministry of Health, the daily epidemiological situation of the recorded cases of the new Corona virus in Iraq, <https://moh.gov.iq>.
- <sup>2</sup> Ministry of Oil, <https://oil.gov.iq/?page=123>, accessed on March 9, 2021.
- <sup>3</sup> The Iraqi Media Network, “The Minister of Planning sets the date for launching the emergency grant,” <https://www.ina.iq>.
- <sup>4</sup> Central Statistics Organization et al. 2020. “Synopsis of Corona Impact on Reproductive Health Services in Iraq,” pp. 56-58.
- <sup>5</sup> <https://interactives.lowyinstitute.org/features/covid-performance/>
- <sup>6</sup> B. Stiftung and SDSN. 2018. SDG Index and Dashboards Report 2018. Global responsibilities: Implementing the Goals.
- <sup>7</sup> J. Sachs et al. 2019. Sustainable Development Report 2019. New York: Bertelsmann Stiftung and Sustainable Development Solutions Network.
- <sup>8</sup> The figure was prepared based on the following: B. Stiftung and SDSN. Op. cit., pp. 238-239. J. Sachs et al. Op. cit., pp. 238-239. J. Sachs et al. 2020. The Sustainable Development Goals and COVID-19. Sustainable Development Report 2020. Cambridge: Cambridge University Press, pp. 260-261.
- <sup>9</sup> Mari Luomi. 2018. Implementing the Sustainable Development Goals – Early Experiences in the Arab Region, Emirates Diplomatic Academy, p. 4.
- <sup>10</sup> Ahmed Al-Yasiri, et. al., Toward Poverty Alleviation Under COVID-19 and Oil Price Decline: Three Scenarios for Achieving SDG 1 in Iraq.
- <sup>11</sup> ESCWA, Arab Sustainable Development Report 2020, p. 38.
- <sup>12</sup> Ala’a Al-Deen al-Alwan. 2019. “The Health Status in Iraq: Challenge and Priorities.” Ministry of Health and Environment, Baghdad, p. 22.
- <sup>13</sup> OECD. 2016. OECD Data-Health. <https://data.oecd.org/healthres/doctors.htm>.
- <sup>14</sup> Ministry of Planning, First National Voluntary Review on Sustainable Development Goals, p. 39.
- <sup>15</sup> Ministry of Education, Directorate General of Educational Planning, Annual Statistical Report for School Years 2018/ 2019 and 2019/2020.
- <sup>16</sup> COSIT et al. 2020. The Rapid Survey on the Impact of the COVID-19 Pandemic on Reproductive Health Services in Iraq, p. 68.
- <sup>17</sup> GSCOM, Women's Empowerment Department. Special report measuring the impact of the pandemic crisis on increasing gender-based violence. <http://www.cabinet.iq/ArticleShow.aspx?ID=9621>.
- <sup>18</sup> Ministry of Planning, First National Voluntary Review on Sustainable Development Goals in Iraq, p. 54.
- <sup>19</sup> Ibid., pp. 49-50.
- <sup>20</sup> ESCWA, Arab Sustainable Development Report 2020, p. 202.
- <sup>21</sup> Ibid., p. 215.