

# VOLUNTARY NATIONAL REVIEW FOR THE HIGH-LEVEL POLITICAL FORUM ON SUSTAINABLE DEVELOPMENT

## BASIS FOR A LONG-TERM SUSTAINABLE DEVELOPMENT VISION IN MEXICO



PROGRESS ON THE IMPLEMENTATION OF THE 2030 AGENDA

# **VOLUNTARY NATIONAL REVIEW FOR THE HIGH-LEVEL POLITICAL FORUM ON SUSTAINABLE DEVELOPMENT**

**Basis for a Long-Term Sustainable  
Development Vision in Mexico**

**Progress on the Implementation of the 2030 Agenda  
and the Sustainable Development Goals**

FEDERAL GOVERNMENT  
2018

**Enrique Peña Nieto**

PRESIDENT OF MEXICO

**Luis Videgaray Caso**

SECRETARY OF FOREIGN AFFAIRS

**Francisco Guzmán Ortiz**

CHIEF OF STAFF OF THE PRESIDENCY OF MEXICO

AND EXECUTIVE SECRETARY OF THE NATIONAL COUNCIL FOR THE 2030 AGENDA

FOR SUSTAINABLE DEVELOPMENT

# ACKNOWLEDGEMENTS

The federal government acknowledges the valuable contributions of the United Nations Development Programme (UNDP) in Mexico and its support for the preparation of this review, as well as the United Nations System and all other international, bilateral and multilateral organizations, agencies and funds that have contributed to the implementation of the 2030 Agenda for Sustainable Development in Mexico, particularly the German contribution to sustainable development through the *Deutsche Gesellschaft für Internationale Zusammenarbeit* (GIZ, for its acronym in German).

Finally, we would like to thank the federal and local government agencies and private sector, academic and civil society institutions and organizations that have contributed to the implementation of the 2030 Agenda in Mexico, including, among others, the following (all acronyms in Spanish):

Interior Secretariat (SEGOB), Foreign Affairs Secretariat (SRE), National Defense Secretariat (SEDENA), Navy Secretariat (SEMAR), Finance and Public Credit Secretariat (SHCP), Social Development Secretariat (SEDESOL), Environmental and Natural Resources Secretariat (SEMARNAT), Energy Secretariat (SENER), Economy Secretariat (SE), Agriculture, Livestock, Fisheries and Food Secretariat (SAGARPA), Communication and Transportation Secretariat (SCT), Civil Service Secretariat (SFP), Health Secretariat (SSA), Labor and Social Welfare Secretariat (STPS), Agrarian, Land and Urban Development Secretariat (SEDATU), Culture Secretariat (SC), Public Education Secretariat (SEP), Tourism Secretariat (SECTUR), Attorney General of the Republic (PGR) and Legal Counsel to the President (CJEF).

ACT! 2030, Mexican Academy of Sciences (AMC), Mexican Agency for International Development Cooperation (AMEXCID), Alliance for Sustainability (AxS), Almas Cautivas A.C., Mexican Banking Association (ABM), Mexican Scouting Association, Mexican Association of Insurance Institutions (AMIS), Mexican Association of Stockbrokers (AMIB), National Association of Self-Service and Department Stores (ANTAD), National Association of Universities and Higher Education Institutions (ANUIES), Balance Promo-

ción para el Desarrollo y Juventud A.C., Buffet of Interdisciplinary Studies, National Chambers of Commerce, Services and Tourism (CANACO), National Chamber of Industry (CANACINTRA), Center for the Study of Development and Social Services (CEIDAS), Center for Research and Teaching in Economics (CIDE) – National Public Policy Lab (LNPP), Research Center for Policy Equity and Development, Center for Private Sector Economic Studies (CEEPS), National Disaster Prevention Center (CENAPRED), International Coalition for Development Action – Mexico (CAIDMEX), National Farmer-City Coalition (CNCU), Commission of Private Sector Studies on Sustainable Development (CESPEDES), Federal Electric Commission (CFE), National Aquaculture and Fishing Commission (CONAPESCA), National Water Commission (CONAGUA), Mexican Commission for the Knowledge and Use of Biodiversity (CONABIO), National Commission for the Development of Indigenous Peoples (CDI), Energy Regulatory Commission (CRE), Mexican Confederation of Chambers of Industry (CONCAMIN), Confederation of National Chambers of Commerce, Services and Tourism (CONCANACO-SERVITUR), Mexican Employers' Confederation (COPARMEX), National Governors' Conference (CONAGO), Business Coordinating Council (CCE), Mexican Business Council on Foreign Trade, Investment and Technology (COMCE), Mexican Business Council (CMN), National Agricultural Council (CNA), National Council of Science and Technology (CONACYT), National Council for the Evaluation of Social Development Policy (CONEVAL), National Population Council (CONAPO), National Council for the Incorporation of People with Disabilities (CONADIS), National Council for the Prevention of Discrimination (CONAPRED), Desarrollo, Educación y Cultura Autogestionarios - Equipo Pueblo A.C., (DECA-Equipo Pueblo), El Clóset de Sor Juana, El Colegio de México A.C. (COLMEX), Equidad de Género: Ciudadanía, Trabajo y Familia A.C., Espacio Autónomo A.C., Civil Society Coordinating Space for Following Up on the 2030 Agenda, Social Security and Services Institute for State Workers Housing Fund (FOVISSSTE), Science and Technology Consultative Forum (FC-CyT), Freshwater Action Network Mexico (FANMex), Fundación Arcoíris, Fundación Cántaro Azul, Marist International Solidarity Foundation, Mexican Foundation for Family Planning (MEXFAM), Fundación Tláloc, Senate Working Group for Monitoring the Legislative Implementation of the Sustainable Development Goals, Habitat for Humanity Mexico, Social Security and Services Institute for State Workers (ISSSTE), National Workers Housing Fund Institute (INFONAVIT), Federal Telecommunications Institute (IFT), Mexican Youth Institute (IMJUVE), Mexican Social Security Institute (IMSS), National Social Development Institute (INSEDOL), National Institute of Statistics and Geography (INEGI), National Educational Infrastructure Institute

(INIFED), National Women's Institute (INMUJERES), National Senior Citizens' Institute (INAPAM), National Migration Institute (INM), National Institute for Federalism and Municipal Development (INAFED), National Institute for the Evaluation of Education (INEE), Investigación, Organización y Acción Comunitaria Atlepetl, Las Reinas Chulas Cabaret and Human Rights, Movement of Latin American and Caribbean Youth Against Climate Change, Network of Iberoamerican Women for Budget Equality Between Women and Men (MIRA), My World Mexico, Nacional Financiera (NAFIN), Baja California Sur Social and Gender Violence Observatory, Oxfam Mexico, Pensadoras Urbanas, Petróleos Mexicanos (PEMEX), Attorney General for Taxpayer Defense (PRODECON), Development, Education and Research (PODER), Global Youth Action Network Mexico (GYAN-Mexico), Latin American Network of Students in Atmospheric Sciences and Meteorology (RedLATm), Save the Children Mexico, Tax Administration Service (SAT), National System for the Comprehensive Protection of Children and Adolescents (SIPINNA), Hunger Project Mexico, The Nature Conservancy, Ibero-American University (UIA), National Autonomous University of Mexico (UNAM), and World Vision Mexico.







Creation of the National Council for the 2030 Agenda for Sustainable Development  
(April 26, 2017).

“Achieving development where no one is left behind is a cause  
that brings us together and commits us all.

It is one reason that moves us to unity and solidarity, but  
above all to work together.”

ENRIQUE PEÑA NIETO  
PRESIDENT OF MEXICO





# TABLE OF CONTENTS

---

<b>Summary</b>	<b>19</b>
<hr/>	
<b>I. Introduction</b>	<b>23</b>
<hr/>	
<b>II. Design of the Voluntary National Review</b>	<b>25</b>
<hr/>	
<b>III. Measures and commitments for the implementation of the 2030 Agenda</b>	<b>27</b>
<b>3.1 Institutional mechanisms</b>	<b>27</b>
Specialized Technical Committee on the Sustainable Development Goals	27
Senate Working Group for Monitoring the Legislative Implementation of the SDGs	28
National Council for the 2030 Agenda for Sustainable Development	28
Creation of Subnational 2030 Agenda Implementation and Follow-Up Agencies	31
<b>3.2 Incorporation of the SDGs into national and subnational development goals and budgets</b>	<b>32</b>
Reform of the Planning Law	32
Aligning the Federal Budget with the SDGs	32
Analyzing Global Indicators	34
Subnational Strategic Planning for the 2030 Agenda	35
National Strategy for the Implementation of the 2030 Agenda	36

<b>3.3 Ownership of the new development paradigm</b>	<b>37</b>
Civil Society	37
Private Sector	41
Academic and Scientific Community	41
International Cooperation Agencies and Funds	42
Political Parties	42
<b>3.4 To leave no one behind</b>	<b>43</b>
<hr/>	
<b>IV. Review of goals (HLPF thematic review)</b>	<b>45</b>
<b>4.1 Transformation towards sustainable and resilient societies: SDGs 6, 7, 11, 12, 15</b>	<b>45</b>
SDG 6: Ensure availability and sustainable management of water and sanitation for all	45
SDG 7: Ensure access to affordable, reliable, sustainable and modern energy for all	50
SDG 11: Make cities and human settlements inclusive, safe, resilient and sustainable	52
SDG 12: Ensure sustainable consumption and production patterns	55
SDG 15: Protect, restore and promote sustainable use of terrestrial ecosystems, sustainably manage forests, combat desertification, and halt and reverse land degradation and halt biodiversity loss	57
<b>4.2 Empowering people and ensuring inclusiveness and equality: SDGs 4, 8, 10, 13, 16</b>	<b>59</b>
SDG 4: Ensure inclusive and equitable quality education and promote lifelong learning opportunities for all	59
SDG 8: Promote sustained, inclusive and sustainable economic growth, full and productive employment and decent work for all	62
SDG 10: Reduce inequality within and among countries	64
SDG 13: Take urgent action to combat climate change and its impacts	67
SDG 16: Promote peaceful and inclusive societies for sustainable development, provide access to justice for all and build effective, accountable and inclusive institutions at all levels	69

<b>4.3 Eradicating poverty and promoting prosperity in a changing world: SDGs 1, 2, 3, 5, 9, 14</b>	<b>72</b>
SDG 1: End poverty in all its forms everywhere	72
SDG 2: End hunger, achieve food security and improved nutrition and promote sustainable agriculture	74
SDG 3: Ensure healthy lives and promote well-being for all at all ages	75
SDG 5: Achieve gender equality and empower all women and girls	77
SDG 9: Build resilient infrastructure, promote inclusive and sustainable industrialization and foster innovation	79
SDG 14: Conserve and sustainably use the oceans, seas and marine resources for sustainable development	81
<b>4.4 Means and partnerships for implementing the 2030 Agenda</b>	<b>83</b>
SDG 17: Strengthen the means of implementation and revitalize the global partnership for sustainable development	83
<b>Means of Implementing the SDGs</b>	<b>85</b>
<b>International Cooperation for Implementing the SDGs</b>	<b>85</b>
<b>Partnerships</b>	<b>86</b>
<hr/>	
<b>V. Conclusions</b>	<b>89</b>
5.1 State Commitment and Continuity	89
5.2 Next Steps	90
<hr/>	
<b>Glossary of abbreviations</b>	<b>93</b>
<hr/>	
<b>Appendix</b>	<b>99</b>
Appendix 1	101
Appendix 2	115



LA...  
SISTEMAS  
QUE...  
ME...  
ST...  
S...

CONTRA  
LA...





Around the world, through their artistic creations and performances, artists are working to generate awareness of the 2030 Agenda for Sustainable Development. PienZa Sostenible is a project that analyzes and reflects on Mexico's current state of development in relation to the 17 SDGs, promotes linkages to this topic, as well as implementation of the SDGs in the country. This project brings together individuals and organizations from the public and private sector.

The project includes studying data relevant to each of the SDGs, organizing expert panels, publishing research, and exhibiting work created by artists in response to specific elements of the 2030 Agenda.

The work of art by Mexican artist Stefan Brügemann is dedicated to the 17 SDGs, their 169 goals and 232 indicators. The piece is printed on vinyl over a mirror and forces the viewers to observe themselves amidst a large amount of graffiti-covered data. Are we part of the problem or of the solution?

Mexican sculptor and architect Carlos García Noriega Bueno also created a piece for PienZa Sostenible, titled "Poverty". His work of art is made up of seven sculptures; each of them describes one of the deprivations that together define the concept of multidimensional poverty.

[www.pienzasostenible.com](http://www.pienzasostenible.com)





# SUMMARY

Mexico has undertaken many initiatives to implement the Sustainable Development Goals (SDGs) with a long-term vision, including but not limited to the following:

- In 2015, the National Institute of Statistics and Geography (INEGI) created the Specialized Technical Committee on the Sustainable Development Goals (CTEODS), which is responsible for coordinating research on indicators that track progress on the implementation of the 2030 Agenda at the national level.
- INEGI has mapped the global indicators for the 2030 Agenda, identifying that Mexico can domestically track 169 of the 232 indicators.
- In 2016, the Senate created a working group to monitor the implementation of the SDGs at the legislative level.
- In 2017, the National Council for the 2030 Agenda for Sustainable Development was created as the coordinating mechanism for the implementation of the SDGs at the highest level of the federal government; it is overseen by the president and includes participation of many sectors.
- At the subnational level, the National Governors' Conference (CONAGO) created the 2030 Agenda Executive Implementation Commission, led by the governor of Colima.
- As of June 2018, 31 of Mexico's 32 states have implementation and follow-up mechanisms (OSIs) for the 2030 Agenda. Some municipal governments have similar mechanisms as well.

- With the goal of increasing the amount of information available on the importance of public investments on development issues and the opportunities they represent, an analysis was conducted on the contribution of Budgetary Programs (BPs) to the SDGs, identifying that 80.7% of BPs address issues connected to the SDGs.
- In 2018, congress approved the president's proposed reform of the Planning Law, which incorporated the three dimensions of sustainable development, as well as the principles of equity, inclusion and non-discrimination, into national planning. To ensure a long-term vision, this reform also established that the National Development Plan (NDP) must incorporate projections and considerations for 20 years out.
- During the 2017-2018 electoral process, Mexico's main political parties and coalitions came out in favor of the 2030 Agenda in their position papers and electoral platforms.
- At the multilateral level, Mexico signed on to Resolution 77/242, "Impact of Rapid Technological Change on the Achievement of the Sustainable Development Goals," which establishes that the United Nations, in collaboration with academia, civil society and the private sector, must analyze the impact of rapid technological change, artificial intelligence and automatization on the implementation of the 2030 Agenda.
- The National Strategy for the Implementation of the 2030 Agenda is currently in the public review phase. By proposing priorities, goals, indicators and challenges, the National Strategy could become an essential tool for the preparation of the 2018-2024 National Development Plan.

In Mexico, important progress has been made on the adoption of the 2030 Agenda. The Foreign Affairs Secretariat, for example, has organized four thematic discussions. Furthermore, during the development of the National Strategy, five regional dialogues were held with civil society organizations (CSOs) –in Mexico City, Colima, Mazatlán, Monterrey and Tuxtla Gutiérrez– in order to introduce the 2030 Agenda and adopt its perspectives, priorities and concerns.

The government is in constant dialogue with the private sector, conducted through the Business Coordinating Council (CCE) and its associates. Other communication channels have also been established, such as the Alliance for Sustainability (AxS), created by the Mexican Agency for International Development Cooperation (AMEXCID). The AxS has established five working committees in strategic areas.



The academic and scientific community has begun to reflect on proposals for sustainability policies and has contributed to the development of information useful to the implementation of the 2030 Agenda. With the support of the National Autonomous University of Mexico (UNAM), a Sustainable Development Solutions Network (SDSN) is being created to orient and support the implementation of the SDGs. A team of researchers at the Ibero-American University is also exploring some of the policy implications of the five pillars of the 2030 Agenda, while the National Public Policy Lab (LNPP) at the Center for Research and Teaching in Economics (CIDE) is working on local development indicators. Finally, important contacts have been made with the National Association of Universities and Higher Education Institutions (ANUIES), the Science and Technology Consultative Forum (FCCyT), the Mexican Academy of Sciences (AMC) and universities from across the country to make progress on tasks related to the implementation of the SDGs.

Despite this progress, there are still many major challenges associated with ensuring the effective participation of different actors, such as that of guaranteeing interinstitutional coordination, both vertically and horizontally; institutionalizing effective participation and co-creation mechanisms for the development of policy through innovative spaces for multi-stakeholder dialogue and action; consolidating the adoption of the Agenda by different sectors of society; expanding strategies for the communication and dissemination the Agenda; training actors at the federal, state and municipal levels of government; guaranteeing mechanisms for following-up on and reviewing actions and policies beyond the limits of any given administration; having a long-term plan with intermediate goals, budgetary resources available for implementation and robust systems for measuring and evaluating their success; as well as using new technologies and big data<sup>1</sup> in combination with other sources of information that have the proper level of disaggregation to guarantee that all sectors of society are represented.

1 Big data refers to data of such great volume, variety and velocity that specialized programs are needed to process it. It can be of tremendous use in studying trends and associations.







# I. INTRODUCTION

Three years have gone by since the 2015 United Nations Sustainable. Since then, Mexico has undertaken major transformations to move towards a development model that harmonizes social inclusion, environmental protection and economic growth. Achieving the SDGs requires innovation and forces us to think and act differently. For Mexico, to leave no one behind has meant understanding the SDGs in a comprehensive and holistic fashion, exploring methods to integrate human rights and gender approaches and utilizing participatory implementation mechanisms. These elements define Mexico's vision for the implementation of the 2030 Agenda, representing the enduring path by means of which the country will advance towards 2030 and onward into the future.

Mexico's first Voluntary National Review (VNR), from 2016, presented the preparatory measures aimed at creating an adequate environment for the implementation of the 2030 Agenda. It also mentioned the steps to be taken to ensure adoption and compliance in Mexico.

This second VNR seeks to reflect the advances, challenges and lessons learned from the first three years of the 2030 Agenda. The participation of all social actors and levels of government is necessary to confront current challenges and assume the Agenda as a state commitment. For this reason, this review is not limited to the actions of the government. It also presents the contributions of a variety of actors that are key to sustainable development.

This review includes an overview of the opportunities and challenges of implementing the 2030 Agenda in Mexico. In particular, the "Review of Goals" section contains advances, emblematic actions and challenges. The valuable contributions of CSOs and the United Nations System are summarized in boxes labeled "Complementary Positions for SDG X Expressed in the Review Process." The data and sources included therein are the responsibility of the participants.







## II. DESIGN OF THE VOLUNTARY NATIONAL REVIEW

The monitoring and review of the implementation of the 2030 Agenda has meant recognizing challenges and sharing best practices and lessons learned. As one of the 47 countries that will present its VNR at the 2018 High-Level Political Forum on Sustainable Development (HLPF), Mexico seeks to contribute to a global dialogue that allows us to accelerate the implementation of the 2030 Agenda.

The objective of this review is to describe the path that Mexico has taken in implementing the 2030 Agenda at the national

and subnational levels; it details the domestic progress made on each of the 17 SDGs and contributes to the domestic dissemination and adoption of the 2030 Agenda.

While the Office of the President of the Republic (OPR) coordinated the preparation of this document, it includes valuable contributions from other sectors, which were the product of an enriching dialogue among federal agencies, CSOs, representatives of the private sector, scientists, academics, the United Nations System and members of vulnerable populations.



# III. MEASURES AND COMMITMENTS FOR THE IMPLEMENTATION OF THE 2030 AGENDA

## 3.1 INSTITUTIONAL MECHANISMS

Ensuring the continuity of efforts over the long term is essential to the implementation of the 2030 Agenda. Nevertheless, factors such as changes of government, legal and budgetary restrictions and temporary contingencies can jeopardize continuity.

To address this challenge, Mexico has made it a priority to guarantee the continuity of the 2030 Agenda over time, creating new planning, implementation and follow-up mechanisms and transforming national and subnational institutions.

Some of these measures have included the transformation of the Specialized Technical Committee for the Millennium Development Goals (CTESIODM) into the Specialized Technical Committee on the Sustainable Development Goals (CTEODS) in late 2015, the creation of the Senate Working Group for Monitoring the Legislative Implementation of the Sustainable Development Goals, the creation of the National Council

for the 2030 Agenda for Sustainable Development in April 2017, and the creation of implementation and follow-up agencies (OSIs) for the SDGs at the state and municipal levels.

### SPECIALIZED TECHNICAL COMMITTEE ON THE SUSTAINABLE DEVELOPMENT GOALS

In November 2015, the INEGI Governing Board modified an agreement establishing the CTEODS as the body responsible for generating and following up on the data and indicators needed to monitor the implementation of the SDGs. The CTEODS is chaired by the Office of the President and brings together 29 federal entities.

This committee has worked to monitor global indicators for Mexico in accordance with its statistical capacity. This process required the characterization of indicators and the organization of 15 interinstitutional working groups for the technical analysis of each. To facilitate online access to these in-



dicators, the CTEODS –in collaboration with the OPR’s National Digital Strategy Department– designed the open data platform [www.agenda2030.mx](http://www.agenda2030.mx) (see Appendix 1).

The process of defining national goals and indicators is currently in the review and reflection stage, which forms part of the preparation of the National Strategy for the Implementation of the 2030 Agenda.

#### SENATE WORKING GROUP FOR MONITORING THE LEGISLATIVE IMPLEMENTATION OF THE SDGs

In September 2016, the Senate Working Group for Monitoring the Legislative Implementation of the Sustainable Development Goals was created, which has connections to over 30 congressional committees. This group has organized awareness and training forums on the Agenda that are aimed at legislators and has developed a diagnostic on the legislative capacity to address the 2030 Agenda in Mexico.

#### NATIONAL COUNCIL FOR THE 2030 AGENDA FOR SUSTAINABLE DEVELOPMENT

The decree creating the National Council for the 2030 Agenda for Sustainable Development was published in the Official Gazette of the Federation on April 26, 2017 and the Council held its first meeting that same day.

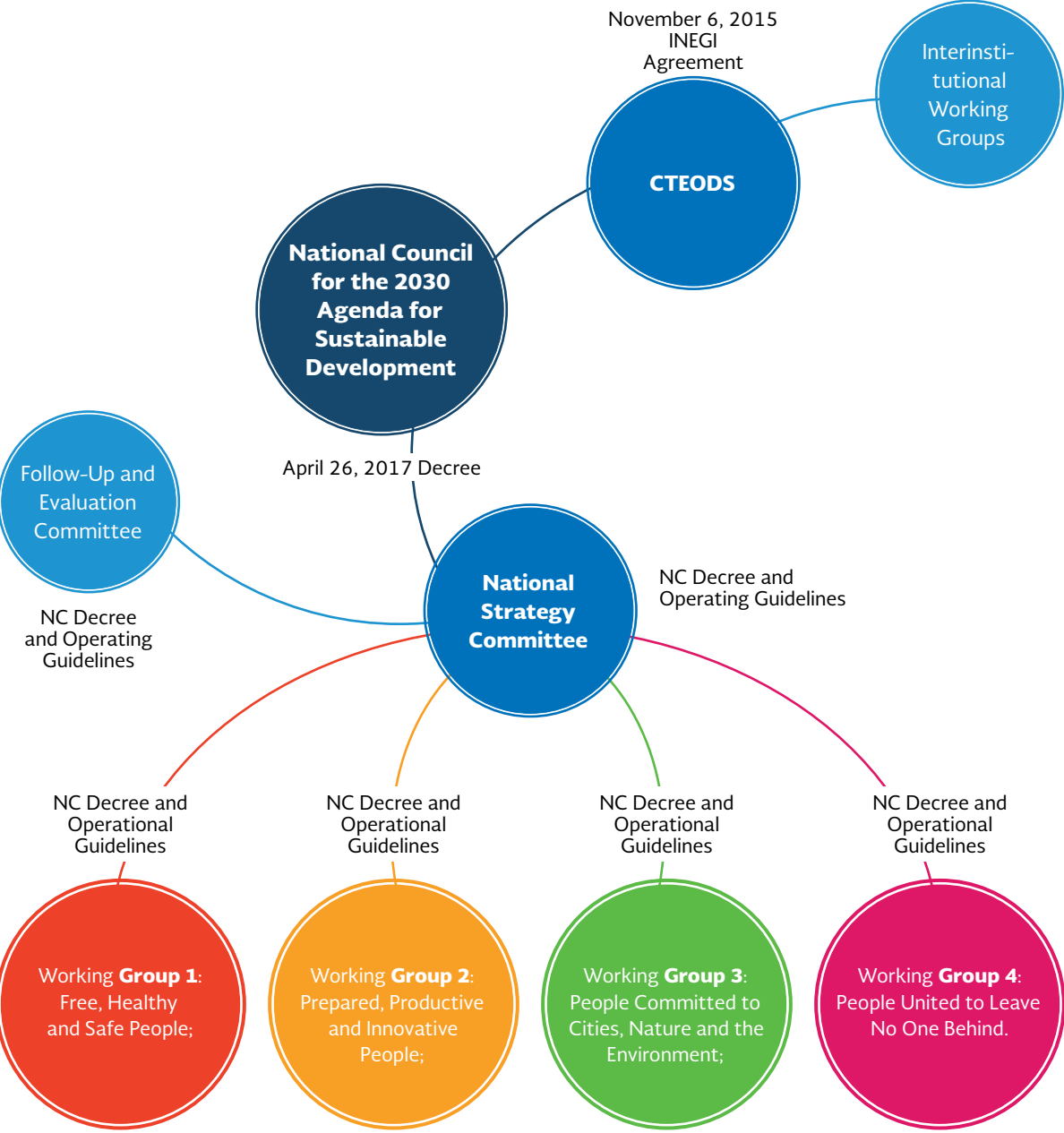
This mechanism aims to coordinate the design, execution, follow-up and evaluation of

actions implementing the SDGs.<sup>2</sup> This Council is the highest decision-making body, as it connects the executive, legislative and judicial branches of the federal government with local governments, the private sector, civil society and academia. Chaired by the president, it has an executive secretary in the OPR. It includes multi-sectoral working groups specializing in the 17 SDGs as grouped into four thematic axes (Free, Healthy and Safe People; Prepared, Productive and Innovative People; People Committed to Cities, Nature and the Environment; and People United to Leave No One Behind); a National Strategy Committee that analyzes and discusses actions, proposals and recommendations made by the working groups; and a Follow-Up and Evaluation Committee. (Figure 1).

As these committees are organized in accordance with the participatory and multi-stakeholder emphasis of the 2030 Agenda, they include representatives of the agencies and institutions that make up the federal government, CSOs, the academic and scientific communities, the private sector and cross-sectoral national systems.

2 In March 2018, the committee of international experts that follows up on the International Covenant on Economic, Social and Cultural Rights (ICESCR) recommended that “the state party take fully into account its obligations under the Covenant and ensure the full enjoyment of the rights enshrined therein in its implementation of the 2030 Agenda for Sustainable Development at the national level, with international assistance and cooperation when needed, by incorporating them into the work of the National Council for the 2030 Agenda for Sustainable Development.”

**FIGURE 1.**  
Structure of the committees that make up the National Council for the 2030 Agenda for Sustainable Development



The Follow-Up and Evaluation Committee, as the body responsible for monitoring the development and progress of policies related to each SDG, will be made up of research

professionals, representatives of higher education institutions from every region of the country and members of CSOs, INEGI and the National Council for the Evaluation

of Social Development Policy (CONEVAL). It is expected that the committee's evaluations, studies and diagnostics will have a focus on gender and cultural diversity, to ensure that the principle of "leaving no one behind" be both intersectional and sustainable over the long term.

The First Ordinary Session of the National Council for the 2030 Agenda for Sustainable Development was held on May 31, 2018, bringing together representatives of the public, academic, private and civil sectors. The accomplishments of this meeting include the approval of its operating guidelines, mechanisms for multi-stakeholder participation, the yearly program of activities and the initial draft of the National Strategy. There were also discussions of the need to incorporate a focus on sustainable development into planning and bud-

getary processes, particularly the 2019-2024 National Development Plan, as well as the 2019 federal budget.

The following steps were also approved:

1. Creating OSIs in all remaining states;
2. Promoting the implementation of the 2030 Agenda at the municipal level;
3. Establishing working groups for the 2030 Agenda;
4. Submitting the initial draft of the National Strategy for the Implementation of the 2030 Agenda to public review via the platform [www.gob.mx/participa](http://www.gob.mx/participa).

As a result of the open dialogue held at this session, it was also agreed to "analyze modifications to the decree creating the National Council for the 2030 Agenda for Sustainable

Creation of the Council for the Implementation of the 2030 Agenda of the state of Hidalgo.





Development to ensure the representation of civil society organizations, the private sector and academia *with a voice and vote*.” This proposal was made by the CSO present.

#### CREATION OF SUBNATIONAL 2030 AGENDA IMPLEMENTATION AND FOLLOW-UP AGENCIES

At the subnational level, the 2030 Agenda has been implemented through two key spaces for promoting local development: CONAGO and the National Institute for Federalism and Municipal Development (INAFED).

In June 2017, CONAGO created the 2030 Agenda Executive Implementation Commission, which serves as an organizing space through which governors can contrib-

ute to implementing the SDGs, share experiences, coordinate actions and develop state-level monitoring and follow-up mechanisms. One of the commitments of this commission has been the creation of OSIs in each state, which involve municipal authorities, federal delegates, representatives of civil society, academics and entrepreneurs. As of June 2018, 31 of the country’s 32 states<sup>3</sup> have created OSIs and 29 of these have been formally launched. Local OSIs are in charge of coordinating the design and execution of strategies, policies,

- 3 Aguascalientes, Baja California, Baja California Sur, Campeche, Chiapas, Chihuahua, Coahuila, Colima, Durango, Guanajuato, Guerrero, Hidalgo, Jalisco, Mexico City, Mexico State, Michoacán, Morelos, Nayarit, Nuevo León, Oaxaca, Puebla, Querétaro, Quintana Roo, San Luis Potosí, Sinaloa, Sonora, Tabasco, Tamaulipas, Tlaxcala, Veracruz and Zacatecas.

Presentation of the 2017-2023 Development Plan of the State of Mexico (March 15, 2018). The State of Mexico has embraced the 2030 Agenda as the central axis of its planning.



programs and actions for the implementation of the 2030 Agenda at the state level, as well as bringing together different local actors. Due to the differences in size and need between each state, there are major variations in terms of the number of members of each local OSI, as well as which sectors and government agencies are represented and made full voting members. Over 300 municipalities have also created mechanisms for the implementation of the 2030 Agenda.

### 3.2 INCORPORATION OF THE SDGs INTO NATIONAL AND SUBNATIONAL DEVELOPMENT GOALS AND BUDGETS

#### REFORM OF THE PLANNING LAW

With the goal of guaranteeing the incorporation of the 2030 Agenda into national democratic planning, a reform of the planning law was published in the Official Gazette of the Federation on February 16, 2018.

The bill proposed by the president and approved by congress includes the three dimensions of sustainable development and the principles of equity, inclusion and non-discrimination as guides for orienting long-term national development projects.

The modification of the Planning Law also introduced the concept of sustainability into national planning, established precise criteria for guaranteeing the human right to a

healthy environment, and determined the participation of government agencies in the preparation of the National Development Plan (NDP). This reform also strengthened the long-term vision of the NDP, which must now contain:

1. Projections and considerations for 20 years out;
2. A general overview of the current status of priority issues;
3. Specific goals and strategies to reach them, taking their interrelations into account;
4. Performance indicators that allow for the evaluation of each objective and goal.

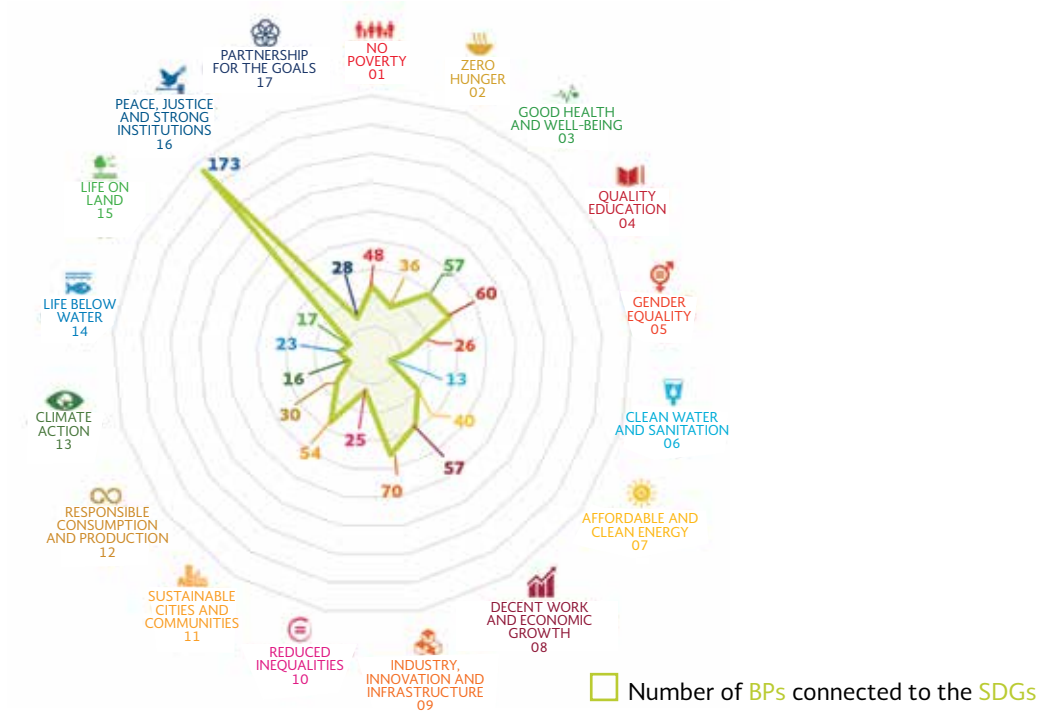
These modifications recognize the relevance and continuity of the 2030 Agenda across presidential administrations through the definition of new criteria for the formulation and instrumentalization of the NDP, the programs that derive from it and the actions of the federal government.

#### ALIGNING THE FEDERAL BUDGET WITH THE SDGs

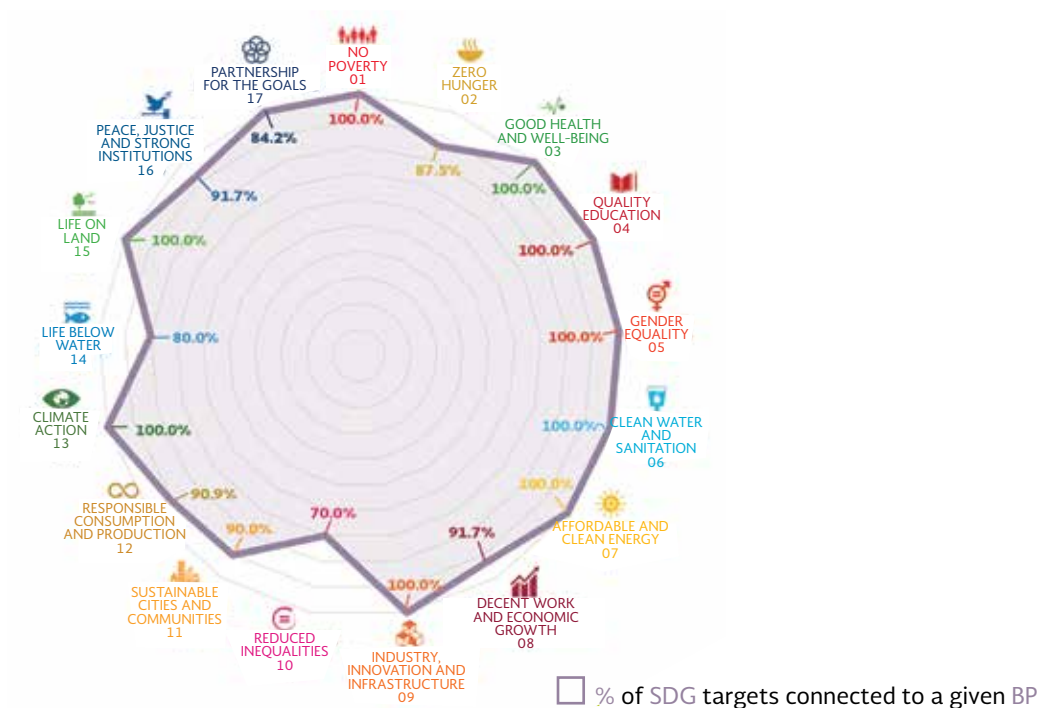
To increase the amount of information on the opportunities and importance of public investments on development issues, the OPR and the Finance and Public Credit Secretariat (SHCP) have analyzed the federal budget to identify which items contribute to the implementation of each SDG. (Figure 2 and 3)

This analysis revealed that, in the 2018 federal budget, 80.7% of Budgetary Programs

**FIGURE 2.**  
Number of BPs connected to each SDG



**FIGURE 3.**  
SDGs connected to Budgetary Programs







(BPs) are connected to the 2030 Agenda, while 156 of the 169 SDG indicators are connected to at least one BP.<sup>4</sup>

After this stage of relating the budget with the SDGs, the effectiveness or impact of public spending on compliance with the 2030 Agenda must be evaluated. This will allow us to reorient public spending to guarantee the implementation of the SDGs.

4 [http://www.transparenciapresupuestaria.gob.mx/work/models/PTP/Presupuesto/Documentos\\_anteriores/mexico\\_ods.pdf](http://www.transparenciapresupuestaria.gob.mx/work/models/PTP/Presupuesto/Documentos_anteriores/mexico_ods.pdf)

## ANALYZING GLOBAL INDICATORS

The 2030 Agenda's targets and indicators are the central pillar of the process of measuring and monitoring the implementation of the SDGs. In June 2016, INEGI initiated a national mapping process for the 2030 Agenda's 232 global indicators to determine which indicators are applicable in Mexico, what their level of availability and disaggregation is, and which government agencies served as the sources for this information. As a result of this analysis, it was determined that 169 global indicators are applicable in Mexico, while the other 63 indicators either do not apply domestically or require additional regional or global calculations. Of the 169 indicators that apply domestically, 83 are measured periodically (although they present disaggregation challenges), 36 are

not measured periodically and 50 are either not measured or do not yet have an established methodology for their measurement. Analyzing alternatives for these indicators represents a significant challenge for the implementation of the 2030 Agenda in Mexico. It will also be important to make progress in the analysis, proposal and collection of other domestic indicators that can contribute to monitoring high-impact policies.

Besides these measures, the 2030 Agenda has also provided a framework for structuring other development goals in different sectors and in cross-sectoral systems. One concrete example is the policy “25 by 25: National Objectives on the Rights of Children and Adolescents,” which uses the SDGs to establish national goals for this demographic segment.

#### SUBNATIONAL STRATEGIC PLANNING FOR THE 2030 AGENDA

Apart from the creation of the OSIs, several states have already made significant progress on the implementation of the 2030 Agenda. Twelve states have aligned their State Development Plans (SDPs) with the SDGs. One of them, the state of Hidalgo, besides aligning its strategic programs with the Agenda, has developed a regulatory framework that includes long-term planning. Mexico City, in turn, has developed a publicly available digital platform for following-up on the General Development Plan for the Capital, which includes monitoring the SDGs and other associated goals. In 2017, the Inter-American Development Bank recognized the Mexico City government’s efforts on this platform. Meanwhile, the gov-

ernment of the State of Mexico has requested the support of the United Nations System in designing a State Development Plan that incorporates the 2030 Agenda from its earliest stages.

To make this process easier for state governments, the OPR prepared a publication titled *Guide for Incorporating a 2030 Agenda Focus in the Preparation of State and Municipal Development Plans*.<sup>5</sup>

Since June 2017, the INAFED has been implementing an Inter-institutional Program for strengthening the capacities of local governments with the objective of consolidating inclusive, resilient and sustainable municipalities. This program includes a Technical Assistance Model for the implementation of the SDGs at the municipal level, with 17 goals that correspond to the jurisdiction of this level of government. Starting in June 2018, this model will include a Municipal Identification Card for each municipality evaluated.

The INAFED has also raised awareness of the 2030 Agenda among government officials, held organizational manual preparation workshops, aligned Municipal Development Plans with the SDGs and analyzed police and good government proclamations.

5 <https://www.gob.mx/agenda2030/documentos/guia-para-incorporar-el-enfoque-de-la-agenda-2030-en-la-elaboracion-de-planos-estatales-y-municipales-de-desarrollo>

## NATIONAL STRATEGY FOR THE IMPLEMENTATION OF THE 2030 AGENDA

In 2017, the president began development on a National Strategy for the Implementation of the 2030 Agenda, the first draft of which is expected to be completed in 2018. Its primary objectives are: defining the principal lines of action that could orient the development strategies of present and future governments; identifying existing policies that have a potential impact on compliance with the SDGs; establishing concrete commitments for areas where Mexico still has pending issues; and ensuring continuity and visibility for existing federal policies.

The National Strategy is the result of collaborative efforts between different actors with focuses that are relevant in terms of thematic priorities, challenges and proposed solutions. Its actions include: the analysis of each SDG by federal institutions; the organization of five regional forums with representatives of civil society, the National Institute of Social Development (INDESOL), the Foreign Affairs Secretariat (SRE) and the Mexican Agency for International Development Cooperation (AMEXCID); dialogues with the private sector in conjunction with the SRE and AMEXCID; an online public review process through the [gob.mx/participa](http://gob.mx/participa) platform; a Senate forum on a comprehensive approach to the 2030 Agenda; the development of five analyses prepared by the Ibero-American University; and the work on national goals and indicators done by INEGI in collaboration with other actors.

The ultimate goal of the National Strategy is to ensure continuity across administra-


tions, independently of any political changes that may occur, as well as serving as a base for the National Development Plans for the 2018-2024 and 2024-2030 presidential administrations. The National Strategy is being developed with the participation of approximately 50 federal agencies and will be brought for consultation before all sectors of society. Its contents, including challenges and barriers to implementation, will be revised periodically, as will the contributions of all sectors and specific actions that have made an impact.

As part of the development of the National Strategy, 12 units of the federal government were designated as Coordinating Units for each of the 17 SDGs, in accordance with their thematic and sectoral characteristics (the SEMARNAT coordinates 5 SDGs, for example). Each one of these units has been in charge of coordinating the collection and incorporation of inputs into the National Strategy and communicating with the Shared Responsibility Units (UGC) that directly or indirectly affect compliance with each SDG. The SRE is a key agency here, as it serves as a UGC for all 17 SDGs.

One outstanding example of this is the Agrarian, Land and Urban Development Secretariat (SEDATU) –responsible for SDG 11: “Make cities and human settlements inclusive, safe, resilient and sustainable”– which has prepared a matrix for identifying and following up on those initiatives, projects and actions with which the Mexican government has contributed to the implementation of the New Urban Agenda approved at the United Nations Conference on Housing and Sustainable Urban Development (Habitat III), held in October 2016.



**FIGURE 4.**  
State coordinating units for each SDG

	SEDESOL		SAGARPA		SALUD
	SEP		INMUJERES		SEMARNAT
	SENER		SHCP SE / STPS		SE
	SEDESOL SHCP		SEDATU		SEMARNAT
	SEMARNAT		SEMARNAT		SEMARNAT
	SEGOB				AMEXCID

### 3.3 OWNERSHIP OF THE NEW DEVELOPMENT PARADIGM

#### CIVIL SOCIETY

CSOs have mobilized to develop channels for dialogue and constructive, effective participatory processes alongside the government, so that the 2030 Agenda can be implemented with a bottom-up focus.

Some of the primary demands of CSOs are for the OSIs to organically incorporate civil society; for the National Strategy to include short, medium and long-term goals, as well as to better include an explicit focus on the promotion and defense of human rights; and to develop and reinforce the SDG ca-

pacities of CSOs and public servants at the national, state and municipal levels.

The CSOs that are following up on the implementation of the 2030 Agenda issue very specific proposals and recommendations. The process of preparing the 2018 Voluntary National Review has allowed for many of these to be shared.

In terms of measurement, monitoring and evaluation systems, this sector has emphasized the problems connected to national indicators and the disaggregation of data. To confront the challenges of redefining and updating indicators, the participation of CSOs in these processes is encouraged. Furthermore, there is a need to integrate precise measurements into the Agenda's offi-

cial monitoring, including a focus on human rights, as well as a consideration of inequality gaps associated with each goal. CSOs have also insisted on the need for Mexico to participate in the definition of regional indicators.

In terms of inclusion, CSOs mentioned the importance of continuous participation and feedback in the process of designing, implementing and following up on the 2030 Agenda, as well as guaranteeing the participation of a larger number of CSOs and citizens and strengthening the capacities of organizations that work with vulnerable populations. They have identified sensitive areas in the formalization of opportune and participatory mechanisms for implementing and following up on global and regional agendas that would allow for the promotion of bottom-up policies. Regarding the National Strategy, an immediate need has been identified for its final design to include proper mechanisms that allow for the effective participation of civil society.

In terms of CSOs' participation in the National Council, they underscored the need to increase the proportion of representation of civil society in the different working groups; to have committees that are focused on the 2030 Agenda's cross-sectoral issues; and to ensure that the participation criteria for these committees is based on the experience or impact of participating organizations.

Representatives of civil society have also recognized the mechanisms used by the Foreign Affairs Secretariat to jointly develop the country's position at international follow-up forums as being good practices. Some organizations mentioned the need to

use public resources to ensure that participation is nondiscriminatory.

As illustrations of the possible cooperation between civil society and the government, the work done for the preparation of the 2016-2030 National Strategy and Action Plan on Mexican Biodiversity (Enbiomex) under the oversight of the Mexican Commission for the Knowledge and Use of Biodiversity (CONABIO) and the work on the National Strategy for the Prevention of Teen Pregnancy (ENAPEA) show the importance of using effective participation mechanisms to bring together different sectors of society.

One lesson learned through the recent talks between the government and civil society has been the need to establish a new relationship between these actors that does not just focus on providing information, but instead truly encourages political dialogue and impact.<sup>6</sup>

CSOs have also insisted on the importance of promoting a critical, active and multi-actor adoption of the 2030 Agenda. One important challenge has been the execution of a nationwide awareness campaign directed at the entire population, with an em-

6 Mexico has created a legal framework that serves as a model for government-civil society relations. The Federal Law on Promoting the Activities of Civil Society Organizations (LFFAROSC) recognizes the contributions of civil society organizations to the public interest and the country's development. Furthermore, this law brings together those federal agencies that act as liaisons with civil society to define the policies for promoting the activities of CSOs, preparing reports on these actions, providing federal grants to CSOs and operating the Federal CSO Registry.



phasis on public servants, CSOs and high school students.

The multi-stakeholder initiatives aimed at strengthening the adoption of the 2030 Agenda by the citizenry have included the 2016-17 training sessions carried out through the Social Co-Investment Project. These sessions were held in 10 states across the country during regional meetings organized by INDESOL that drew over 1,500 organizations. Another initiative was the 2016-17 Technologies for the Greater Good project, which involved training over 500 CSOs in eight states across Mexico on the 2030 Agenda and volunteerships for development, sharing technological tools offered by allies to build different capacities. In April 2018, the app *Voluntariado Generación 2030* was launched, which was designed and promoted under the framework of an alliance for sustainable develop-

ment between different sectors, bringing CSOs and the government together with volunteers who are interested in contributing to reaching the SDGs. The SRE's Department of Outreach to Civil Society Organizations (DGVOSC) has also organized conferences and seminars on the role of civil society in defining and adopting the 2030 Agenda. These activities culminated in the publication of the book titled *Citizen Diplomacy and Sustainable Development in Mexico*.<sup>7</sup>

In terms of youth participation and the adoption of the 2030 Agenda, one important policy has been the creation of the Hos-

7 Luz Elena Baños Rivas (ed.), *Diplomacia Ciudadana y Desarrollo Sostenible en México*, Mexico City, Secretaría de Relaciones Exteriores, 2017, available at: [www.gob.mx/cms/uploads/attachment/file/294560/Diplomacia\\_ciudadana\\_y\\_desarrollo\\_sostenible\\_en\\_M\\_xico.pdf](http://www.gob.mx/cms/uploads/attachment/file/294560/Diplomacia_ciudadana_y_desarrollo_sostenible_en_M_xico.pdf)



pital of Emotions; this project provides mental health services to young people between the ages of 12 and 29. The initiative was born out of the results of the organization My World 2030: The United Nations Survey for a Better World, as well as a study of other youth trends. My World Mexico has also mobilized individuals and organizations for the implementation, monitoring, and dissemination of the 2030 Agenda in 27 states.

As part of the youth adoption of the 2030 Agenda at the subnational level, the Mexican Youth Institute (IMJUVE), in collaboration with several universities and state governments, created the Youth for SDGs project. Between 2017 and June 2018, this project has promoted awareness of the SDGs and volunteerships for development

involving over 1,000 young people in nine states across Mexico. The state government of Morelos is also implementing a project known as Generation 2030, which is training 30 young volunteer leaders on SDG issues, comprehensive approaches, volunteership and methods of influencing policy. Through these leaders, around 900 young people have been mobilized across the state, sharing their knowledge with their peers. Finally, the state government of Puebla, in collaboration with other sectors, organized the Re-Design Puebla Social Innovation Hackathon, a technology fair that promoted initiatives from young people aimed at implementing the 2030 Agenda at the subnational level.

To encourage the participation of young people in the future, IMJUVE has prepared a



proposal to incorporate the youth perspective on the 2030 Agenda in a comprehensive manner. There is currently a nationwide communication plan to inform young people of the actions that the government and other interested actors are undertaking with regards to SDG implementation.

### PRIVATE SECTOR

The Mexican government has established different channels of communication with the private sector, including the Alliance for Sustainability (AxS) launched by AMEXCID, as well as a permanent dialogue with the Business Coordinating Council (CCE) and its members. The over 50 members of the AxS—which include companies, foundations and business associations—have created five working groups on strategic areas of the 2030 Agenda: Affordable and Clean Energy; Sustainable Cities and Communities; Responsible Production and Consumption; Education; and Social Inclusion. Each working group established an action plan for 2017 and 2018 that identified the shared needs of their business models and the SDGs with the goal of promoting international cooperation projects that confront these challenges. The AxS and the CCE have also contributed to the National Strategy with proposals for the implementation of the 2030 Agenda.

### ACADEMIC AND SCIENTIFIC COMMUNITY

The implementation of the 2030 Agenda requires a strong academic, technical and scientific component to ensure that decision makers promote consistent, viable and evidence-based policies.

In Mexico, communication with the academic and scientific community regarding the implementation of the 2030 Agenda has occurred through various channels. A group of researchers coordinated by the Ibero-American University, for example, has prepared policy proposals for each of the five pillars of the 2030 Agenda (people, planet, prosperity, peace and partnerships). These documents will be submitted for discussion and consideration to the National Council's working groups. These five documents present an overview of the status of each pillar in Mexico and describe policies from around the world that have worked to confront obstacles in each area, as well as identifying 24 axes of solutions and 85 specific policies that can be applied to confront these challenges.

In 2018, the Sustainable Development Solutions Network (SDSN) will be launched in Mexico, which will have three lines of action: 1) Strengthening dialogue and serving as a bridge between academia and the public sector; 2) Generating technological solutions that support sustainable development; and 3) Promoting education on sustainability issues and awareness of the 2030 Agenda. To ensure the impact of this network, it will also participate in the National Council. As the network will have a national scope, the National Autonomous University of Mexico (UNAM) will be in charge of coordinating the work of the SDSN Mexico.

Parallel to this development, important progress has been made in terms of academia's contributions to the implementation of the 2030 Agenda in Mexico. The National Public Policy Lab (LNPP) of the Center for Research and Teaching in Eco-

nomics (CIDE), with the support of Citi-Banamex and in collaboration with the Mario Molina Center and the state government of Guanajuato, has completed a subnational mapping of SDG indicators that covers 59 metropolitan areas and Mexico's 32 states. This will allow comparisons to be made and experiences to be shared in the process of confronting shared challenges (see Appendix 2).

Furthermore, INFONAVIT's Center for Sustainable Development Research worked on the Housing and SDGs in Mexico Project. This initiative describes the role of housing as the unifying element of development and urban prosperity under the framework of the New Urban Agenda approved at the United Nations Conference on Housing and Sustainable Urban Development (Habitat III), held in Quito, Ecuador in 2016.

#### INTERNATIONAL COOPERATION AGENCIES AND FUNDS

Many bilateral and multilateral international cooperation agencies have collaborated on the implementation of the SDGs in Mexico. In accordance with current international cooperation programs and laws, the 2030 Agenda has provided international cooperation agencies with a framework for structuring their financial, technical and analytic support and aligning it with the government's development objectives and strategies. This support is not only directed to federal institutions and local governments, but also universities, the private sector and representatives of civil society.

International cooperation has focused on issues including but not limited to the adoption and institutionalization of the 2030 Agenda and its application to different policy cycles.

International cooperation agencies have also worked with the government to create tools to measure progress on the implementation of the SDGs. The City Prosperity Initiative (CPI) used by INFONAVIT to measure urban prosperity, for example, was developed with international support. These agencies, in conjunction with a variety of CSOs, have also contributed to the definition of national indicators for SDG 16 through a study of the Mexican context that identified problems related to this goal.

Regarding the institutionalization of the 2030 Agenda, several agencies have worked with the authorities to operationalize and strengthen national systems, spaces and mechanisms, such as the National Council for the 2030 Agenda. Different international cooperation agencies have also organized regional dialogues and training sessions to raise awareness of the 2030 Agenda among CSOs and young people.

#### POLITICAL PARTIES

In a democratic country like Mexico, which has a highly competitive electoral environment, the continuity of the 2030 Agenda requires different political forces to commit to its principles and objectives.

Fortunately, in the current electoral cycle, Mexico's main political parties and coalitions have come out in favor of the 2030 Agenda in their position papers and elector-



al platforms. For example, in the document titled *Notes for an Administrative Program*, the coalition of the National Action Party, the Party of the Democratic Revolution and the Citizens' Movement mentions the 2030 Agenda and the importance of reducing inequality within and among countries.<sup>8</sup>

The Institutional Revolutionary Party (PRI), in turn, has incorporated the 2030 Agenda and the focus on sustainable development into the new version of its Statement of Principles,<sup>9</sup> Action Program,<sup>10</sup> Bylaws<sup>11</sup> and Vision of the Future.<sup>12</sup>

The coalition of the Labor Party (PT), the National Renewal Movement (MORENA) and the Social Encounter Party (PES) has also referenced the 2030 Agenda in the document *National Project 2018-2024*.<sup>13</sup>

### 3.4 TO LEAVE NO ONE BEHIND

“Leaving no one behind” represents a major challenge. While the population as a whole enjoys a better standard of living than in

previous years, it is important to ensure that all groups can exercise their rights, including rural populations, indigenous peoples, Afro-Mexicans, senior citizens, children and adolescents, people with disabilities, the LGBTI community, migrants and refugees. For example, only 46.5% of young people with disabilities go to school (INEGI, 2014), there is a salary gap of 5.1% between women and men (ENOE, 2017), 58.2% of the rural population is below the poverty line and, of a total indigenous population of 12 million, 71.9% are poor or extremely poor (CONEVAL, 2016).

To address these challenges and protect the human rights of vulnerable populations, Mexico has promoted institutional measures that range from constitutional reforms to specific projects, such as the Mexican Norm NMX-R-025-SCFI-2015 on Labor Equality and Non-Discrimination. These actions reaffirm the country's desire and political commitment to dismantle the structures that produce and reproduce dynamics of exclusion, segregation, discrimination and underrepresentation, as with other forms of social, economic and environmental injustice.

8 <http://repositoriodocumental.ine.mx/xmlui/bitstream/handle/123456789/94343/CG2ex201712-22-rp-5.1-a3.pdf>

9 <http://pri.org.mx/SomosPRI/Documentos/DeclaraciondePrincipios2017.pdf>

10 <http://pri.org.mx/SomosPRI/Documentos/ProgramadeAccion2017.pdf>

11 <http://pri.org.mx/SomosPRI/Documentos/Estatutos2017.pdf>

12 <http://pri.org.mx/SomosPRI/Documentos/VisiondeFuturo2017.pdf>

13 “Proyecto de Nación 2018-2024”, 2017, available at: <https://drive.google.com/file/d/11B0aN-BuVpHB7GDVXhCKdYvVKw7D7Ta-x/view>





CALLE DE  
CONDESA  
Z.P. 1



# IV. REVIEW OF GOALS (HLPF THEMATIC REVIEW)

In Mexico, we have an analysis for each SDG that utilizes a set of priority national goals and their associated indicators. This information is contained in the National Strategy for the Implementation of the 2030 Agenda, which has the objective of consulting different sectors and orienting future actions by starting from a solid base of shared information. In the following pages of the VNR, there is relevant information for each SDG, divided into advances, emblematic actions and challenges. The information contained in these sections derives from the analyses of each SDG that were conducted by federal agencies during the design of the National Strategy. Each SDG also includes boxes with complementary positions provided independently by other actors from civil society and the United Nations System.

This section is organized into four parts. The first three belong to the thematic focuses of the 2018 High-Level Political Forum on Sustainable Development (Transformation towards sustainable and resilient societies:

SDGs 6, 7, 11, 12, 15), the 2019 High-Level Political Forum (Empowering people and ensuring inclusiveness and equality: SDGs 4, 8, 10, 13, 16) and the 2017 High-Level Political Forum (Eradicating poverty and promoting prosperity in a changing world: SDGs 1, 2, 3, 5, 9, 14). The last section is dedicated to partnerships and means for implementing the Agenda (SDG 17).

## 4.1 TRANSFORMATION TOWARDS SUSTAINABLE AND RESILIENT SOCIETIES: SDGs 6, 7, 11, 12, 15

### SDG 6: ENSURE AVAILABILITY AND SUSTAINABLE MANAGEMENT OF WATER AND SANITATION FOR ALL.

Mexico faces major challenges in terms of efficient and sustainable water use, in the preservation of ecosystems that are essential to the water cycle and in the supply of quality services to the entire population.



## ADVANCES

- Running water coverage at the national level was 94.5% in 2015 (CONAGUA, 2017) and 95.3% of the population has continuous access to a source of water (INEGI, 2015).
- 96.97% of the water supply is disinfected (CONAGUA, 2017).
- 93.6% of the population living in private dwellings has drainage (INEGI, 2016).
- 87.2% of indigenous households in Mexico have potable running water and 73.1% have drainage (CDI, 2015).
- Current hydraulic infrastructure allows for the treatment of 63% of municipal wastewater (CONAGUA, 2018).
- 32.8% of wastewater from the industrial sector is treated (CONAGUA, 2017).
- Mexico is the country with second highest number of wetlands at 6,331; 142 of these are listed on the Convention on Wetlands of International Importance (CONAGUA, 2017).
- The volume of Official Development Assistance that Mexico receives from the OECD for water and sanitation is 120.8 million dollars (OECD, 2016).



## EMBLEMATIC ACTIONS

- The National Rainwater Collection and Green Technology in Rural Areas Program (PROCAPTAR), operated by the National Water Commission (CONAGUA), contributes to expanding coverage of water and sanitation services.
- The National Water Reserves Program covers 295 watersheds through 13 decrees, in excess of the goals for this administration.
- CONAGUA's National Water Quality Monitoring Network operates at 5,000 sites.
- The National Water Reserves Program seeks to ensure water levels or minimum volumes in order to protect the environment and conserve ecosystems associated with surface water. Surface water reserves have also been established for sustainable use or conservation.
- The Payment for Ecosystem Services Program, operated by the National Forest Commission (CONAFOR), supports conservation practices and prevents rezoning; the National Wetland Inventory surveys, classifies and evaluates wetlands for their protection, restoration and use.
- The CONAGUA-led Comprehensive Water and Sanitation Agency Development Plan (PRODI) makes investments that allow these agencies to be more efficient and sustainable.
- The Indigenous Infrastructure Program (PROII-CDI) has undertaken actions to fight the underdevelopment of indigenous communities in terms of basic infrastructure (potable water, drainage and sanitation).

## CHALLENGES

- Achieving a rate of zero overexploitation of aquifers and watersheds and ecological degradation of rivers, taking the impact of climate change into account.
- Providing the human, material and budgetary resources needed to ensure the sustainability of the water supply, particularly for human consumption.
- Guaranteeing the conservation of ecosystems that depend on water.
- Reducing industrial pollution, particularly from the mining and hydrocarbon industries, as well as the over-concession of the nation's water.
- Improving the regulation of potable water and sanitation services at the municipal level.
- Improving hydraulic infrastructure to meet the country's growing needs, particularly in terms of wastewater treatment and the quality of drainage services in rural communities.
- Providing access to potable water, sanitation and hygiene services to indigenous, Afro-Mexican, suburban and rural communities.
- Increasing the reuse of water in industry and municipal services and the practice of aquifer recharging.

## BOX 1:

### Complementary Positions for SDG 6 Expressed in the Review Process<sup>14</sup>

- The potable water coverage that is currently measured does not include the three variables needed to meet the requirements of Indicator 6.1 for SDG 6: that water must be free of pollutants, that it must be accessible within dwellings or businesses and that it must be available when needed. Taking this into account, potable water access is estimated to be only slightly over 40% (WHO/UNICEF Joint Monitoring Program).
- All hydraulic infrastructure for the treatment of municipal wastewater should be operational, and all wastewater should be collected.
- Although it has been reported that 98% of the water supply is disinfected, it should be guaranteed that it is free from pollutants. In rural communities, 20% of water contains fluorides, nitrates or arsenic and 40% contains some sort of contamination.
- Access to sewage or wastewater collection systems does not guarantee that this wastewater is treated, as it could be then released into the public water supply, a septic tank, drainage ditches or rivers, lakes or seas (PAS Indicator, National Catalog of Indicators, CONAGUA, 2016).
- Exploration and exploitation of unconventional hydrocarbons should be conducted in a way that avoids the consumption and contamination of millions of liters of water.
- Laws and regulations on environmental responsibility should effectively dissuade potential infringers from committing environmental crimes instead of simply establishing mechanisms allowing them to pay to pollute.
- It is important to strengthen the criteria for aligning the budget with the SDGs so that the BPs effectively respond to precise criteria, as is the case for SDG 6.
- It is important to have information on hygiene criteria, including access to water and soap for washing hands.
- It is important to pass a General Water Law to guarantee the human right to water and sanitation, as has been recognized in Article 4 of the Mexican Constitution since February 2012.
- The exploration and exploitation of hydrocarbons should not jeopardize the availability of water needed to guarantee the human right to water.
- The transparency of information on the use and volume of underground water concessions should be strengthened.
- 13.4% of children and adolescents lack access to water and sanitation in their homes and schools (CONEVAL, 2015).
- Mexico needs to secure its federal spending on water and sanitation (see 2016, 2017 and 2018 Federal Budgets). Between 2016 and 2017, this spending reduction was over 37%.

14 This box includes information suggested by the United Nations System and a variety of CSOs that deepens the discussion on this issue. Contributors are responsible for this information.



- Strengthening community water management is a fundamental challenge.
- The human right to sanitation –which consists of having access to dignified sanitation and the collection, transportation, treatment and elimination or reuse of waste in such a way that it does not cause health problems– must be properly understood.
- The fundamental role of forests, mountains, rivers, lakes and aquifers in the water cycle and in guaranteeing water quality and availability must be recognized.
- Updated Environmental Impact Statements must be elaborated.
- It remains a challenge to ensure the total collection of wastewater, the treatment of industrial wastewater and its proper disposal in bodies of water that do not affect their own quality or nearby ecosystems.
- Financing must be made available for hydraulic infrastructure that considers social and environmental costs and benefits along with operating costs and maintenance.
- It is a challenge to ensure universal water and sanitation coverage for children and adolescents and their families in accordance with SDG standards.
- One important problem is the loss of the ecosystems needed to recharge aquifers due to unplanned urbanization and the breach of zoning and environmental regulations.
- It is necessary to have a General Water Law that includes participatory, sustainable and productive management of water systems and that allows for fulfillment of the human right to water, sanitation and hygiene.



**SDG 7: ENSURE ACCESS TO AFFORDABLE, RELIABLE, SUSTAINABLE AND MODERN ENERGY FOR ALL.**

Mexico is a country with a high degree of electricity coverage, but challenges remain in isolated rural areas. Electricity is primarily generated through fossil fuels, although the percentage of clean energy has increased and it is expected that the budget for this sector will double over the next five years.

**ADVANCES**

- 98.6% of the population has access to electricity (CFE, 2016).
- 95.6% of indigenous households have electricity (CDI, 2015).
- 20% of the country's electricity comes from a clean source (SENER, 2016).
- Energy intensity fell by 5% between 2012 and 2016, which means that less energy is needed to produce each peso of the GDP (SENER, 2017).

- From 2013 to 2015, 1.084 billion pesos were invested in research and development on sustainable energy (SENER, 2018).

**EMBLEMATIC ACTIONS**

- In terms of clean energy, the Electrical Industry Law, the Geothermal Law, the Energy Transition Law and the Biofuel Promotion and Development Law promote and regulate the sustainable development of the electric industry.
- Clean Energy Certificates accredit the production of a quantity of electricity produced from sustainable sources.
- The Energy Management System establishes methods and processes for improving energy efficiency.
- The National Atlas of Areas with High Energy and Renewable Energy Potential promotes the use of renewable energy resources.



- The launch of the Natural Gas Market has contributed to the creation of an energy market based on the reliable and accessible supply of hydrocarbons.
- In 2018, Mexico was admitted to the International Energy Agency (the first and, to date, only member from Latin America and the Caribbean).
- Reducing dependence on fossil fuels, which currently represent 79.7% of the electricity generated domestically.
- Ensuring that the Energy Transition Law is tied to the federal budget and modifying current legislation that prevents energy companies from working on energy efficiency for federal institutions.

## CHALLENGES

- Providing basic energy services to all populations.
- Having a 100% reliable census of the population that lacks electricity.
- Expanding the executive abilities of the National Commission for Energy Efficiency and promoting investments in energy efficiency through changes to power rates.
- Setting a fixed budget for investments in energy efficiency.

## BOX 2:

### Complementary Positions for SDG 7 Expressed in the Review Process<sup>15</sup>

- The Electrical Industry Law considers large hydroelectric dams and thermonuclear reactors to be clean energies, but steps must be taken to ensure that they do not have a negative social or environmental impact.
- If not disposed of properly, energy-saving halogen lamps pollute the soil with heavy metals (mercury) when discarded.
- Resources invested in combined cycle power plants could be used on locally distributed renewables.
- Women are the primary administrators of energy in the home and play an important role in the transition to sustainable energy, so it is important to have a gender approach to this SDG.
- It is important to recognize how the health of women and girls is affected by the use of polluting fuels within the home.

<sup>15</sup> This box includes information suggested by the United Nations System and a variety of CSOs that deepens the discussion on this issue. Contributors are responsible for this information.



## SDG 11: MAKE CITIES AND HUMAN SETTLEMENTS INCLUSIVE, SAFE, RESILIENT AND SUSTAINABLE.

In Mexico, over three quarters of the population lives in urban areas, the majority of which face many obstacles to implementing inclusive, safe, resilient and sustainable urban development plans.

### ADVANCES

- 98% of municipalities have an urban development plan, but 84% of them have not been implemented or updated or are otherwise deficient (SEDA-TU).
- In 2015, 62.9% of Mexico's population lived in cities with over 15,000 inhabitants and 77% in cities with more than 2,500 inhabitants (INEGI, 2016).
- 56% of residences are located in urban areas (SEDATU/CONAVI, 2012).
- 50% of dwellings already meet the necessary quality standards (SEDA-TU/CONAVI).

### EMBLEMATIC ACTIONS

- The incorporation of the Right to the City into zoning and urban development legislation.
- The launch of the Sustainable Cities Network, whose goal is to reinforce actions at the institutional and community levels that are aimed at environmental protection and social development.

- Updates to urban development plans now include a focus on urban sustainability.
- The Regional Development Plans for Northern, Central and South-Southeastern Mexico have the goal of reinvigorating regional development.
- The General Human Settlement, Zoning and Urban Development Law has set the groundwork for a national zoning strategy.
- The Sustainable Cities Network is a strategy for handling solid waste, restoring public spaces and building housing that makes use of green technology.
- INFONAVIT's Green Mortgage Program grants credits for dwellings that utilize green technology to save water, electricity and gas.
- The Areas Voluntarily Destined for Conservation Initiative of the National Commission on Natural Protected Areas (CONANP) reinforces the shared responsibility of civil society and the private sector in protecting natural areas.
- The Natural Disaster Risk Reduction Program and the Urban Resilience Guide, designed by SEDATU, contribute to safe and resilient development in vulnerable regions of southeastern Mexico through capacity building.

### CHALLENGES

- Providing the financing needed for the development of urban infrastructure at the local level in a context of unplanned urban growth, environmental degradation and vulnerability to natural disasters.



- Reducing the vulnerability of communities to violence and crime in certain areas.
- Overcoming obstacles to the regularization of land rights in rural areas.
- Improving the quality of public transportation in Mexican cities to reduce its economic, environmental and social costs, which primarily affect vulnerable populations. There are efficiency, quality and safety challenges to achieving this.



### BOX 3:

#### Complementary Positions for SDG 11 Expressed in the Review Process<sup>16</sup>

- The quality of a dwelling should not be measured solely by the use of non-resilient construction materials: it is also necessary to consider aspects such as resistance to earthquakes.
- It must be ensured that urbanization processes are not dominated by real estate interests, which generate high levels of inequality and environmental degradation, a lower quality of life and deficiencies in mobility and access to services.
- It is essential to expand the Natural Disaster Risk Reduction Program, which currently only covers six states, 60 municipalities and 400 rural communities.
- It is important to improve coordination between different levels of government.
- Traffic accidents are the second most common cause of death in Mexico for children between the ages of 5 and 14, and the fifth most common cause of death for the population as a whole (INEGI, 2015).
- Mobility is poor in Mexico's cities. In Mexico City, for example, only 40% of residents have access to a mass transit station less than 800 meters from their home (Institute for Transportation & Development Policy, 2014).
- The City Prosperity Initiative (CPI), which identifies factors that affect the quality of residences and the well-being of individuals, as well as generating new data on cities for the use of municipal governments, constitutes a "public good," allowing policies to be aligned with the recommendations of the New Urban Agenda and the SDG 11 indicators.
- Violence, a lack of personal safety and the harassment of women in public spaces and on public transportation should be considered.
- The Right to the City should be kept in mind, that is, equal access to the benefits and opportunities offered by cities and participation in their design and redesign both by men and women.
- It is imperative that Municipal Urban Development Plans include measurable goals and follow-up methodologies.

<sup>16</sup> This box includes information suggested by the United Nations System and a variety of CSOs that deepens the discussion on this issue. Contributors are responsible for this information.



## SDG 12: ENSURE SUSTAINABLE CONSUMPTION AND PRODUCTION PATTERNS.

Mexico has made important advances in the design of policies to promote sustainable consumption and production, but progress in terms of transforming these systems has been very limited and major changes are needed.

### ADVANCES

- 24% of Mexico's 66 million hectares of forests and jungles are managed under the sustainable forest management paradigm (CONAFOR, 2017).
- Mexico is the country with the fifth highest use of cardboard and paper secondary fibers.
- In 2017, 0.77% of the federal budget for administrative materials and official documents and articles was spent on sustainable purchases.
- It is estimated that 34.5% of the country's total food production is wasted (over 20 million pounds of foodstuffs). This wasted food would be enough to feed 7.4 million Mexicans (World Bank, 2017).
- Approximately 9.6% of the 42.9 million tons of solid waste generated in Mexico's cities is recycled each year (SEMARNAT, 2010).
- 70% of urban solid waste ends up in landfills (INEGI, 2016).
- Investments in nature tourism, ecotourism and adventure tourism added up to 146 billion pesos (SHCP, 2016).

### EMBLEMATIC ACTIONS

- The National Sustainable Production and Consumption Policy promotes sustainable production and consumption patterns for goods and services through a variety of policy tools.
- Mexico, through SEMARNAT, forms part of a working group addressing food waste. This initiative was created under the framework of the North American Commission for Environmental Cooperation and is supported by the World Bank and Worldwide Responsible Accredited Production (WRAP).
- Mexico has legislation on the comprehensive management of solid waste, solid waste management plans and decentralized Comprehensive Urban Solid Waste Management Agencies.
- The National Chemical Substances Profile shows the country's infrastructure for the management of waste and other substances.
- The National Management Plan for Vehicles at the End of their Useful Life and the analog television collection program contribute to the proper management of dangerous substances.
- Legislative reforms on public purchases have been made that include sustainability criteria, such as (1) modifications to Article 14 of the Law on Public Sector Acquisitions, Leases and Services and Article 34 of the General Law on Equality Between Women and Men, which incorporates gender equality provisions; and (2) the Energy Transition Law, which regulates sustainable electricity use.

- Mexico has a legal framework that ensures the sustainable use of energy and water resources and environmental safeguards in acquisitions, leases and other services contracted by the federal government.

## CHALLENGES

- Ensuring compatibility in the national legal framework for public purchases between the clauses on sustainability and other criteria.
- Eliminating, reforming or transforming incentives for the use of fuels that result in the deterioration of natural resources and biodiversity.
- Improving infrastructure for the transportation, storage and commercialization of food to reduce waste in the post-harvest period.
- Improving food management at strategic points of the production chain, with some food being redirected to food banks.
- Strengthening environmental legislation on chemical substances and establishing regulatory guidelines for the prevention and mitigation of the environmental side effects of insecticides, fertilizers and other toxic substances.
- Promoting the adoption of sustainability certificates in the tourism sector.



**SDG 15: PROTECT, RESTORE AND PROMOTE SUSTAINABLE USE OF TERRESTRIAL ECOSYSTEMS, SUSTAINABLY MANAGE FORESTS, COMBAT DESERTIFICATION, AND HALT AND REVERSE LAND DEGRADATION AND HALT BIODIVERSITY LOSS.**

Mexico is a megadiverse country in which almost 17% of its land surface is protected through a variety of conservation methods. It also has programs to fight desertification, reduce deforestation and conserve species.

**ADVANCES**

- The Natural Protected Areas (ANP) System protects 10.8% of the country's land surface (CONANP, 2017). In total, 16.29% of the country's land surface is protected through systems of protected areas and other conservation methods (SEMARNAT, 2018).
- 23.6 million hectares are managed using sustainable forestry practices (CONAFOR, 2017) and 337,735 hectares of commercially logged forests are managed under the sustainability criteria established between 2000 and 2017 (CONAFOR, 2017).
- 2.6 million hectares of forest ecosystems are covered by the Payment for Ecosystem Services Program (CONAFOR, 2017).

**EMBLEMATIC ACTIONS**

- Mexico has National Strategies on the Reduction of Emissions due to Deforestation and Forest Degrada-

tion, on Mexican Biodiversity, on Sustainable Forest Management and on Sustainable Land Management.

- The ANP system provides protection for the country's terrestrial surface.
- The Payment for Ecosystem Services Program has been addressing the problem of deforestation since 2003.
- The Action Program to Fight Desertification in Mexico seeks to slow and stop the advance of desertification, promote productivity in arid regions and improve the quality of life of their residents. There is also a Sustainable Land Management Program that seeks to improve terrestrial ecosystems.
- SAGARPA's Agriculture Promotion Program prevents changes to land use patterns in forest areas.
- CONANP's Species Conservation Action Program (PACE) focuses conservation efforts for 45 endangered species.

**CHALLENGES**

- Providing proper financial resources and legislation for the protection and management of ecosystems and biodiversity.
- Passing domestic legislation to properly implement the Nagoya Protocol on Access to Genetic Resources and the Fair and Equitable Sharing of Benefits Arising from their Utilization (ABS) to the Convention on Biological Diversity
- Ensuring policy consistency at the federal, state and municipal levels and transparency regarding practices of productive and extractive industries.





- Slowing the change of land use patterns due to agriculture and ranching.
- Reducing the overexploitation of lumber and non-lumber forest products, as well as illegal trafficking of forest resources.
- Developing capacities and methodologies to measure the economic value of natural goods and services.
- Creating opportunities to attract financing for Mexico's national and international commitments under this SDG, as well as promoting projects that make sustainable use of the country's biodiversity.

#### BOX 4: Complementary Positions for SDG 15 Expressed in the Review Process<sup>17</sup>

- Mining exploration and exploitation concessions in Natural Protected Areas (ANPs) and private conservation areas threaten the conservation of biodiversity and the rights of rural and indigenous communities.
- ANPs should be established with the binding participation of rural communities that inhabit the territories that are to be protected. ANPs should not be imposed on communities, affecting their economic and cultural activities.
- Mexico, together with other Latin American and Caribbean countries, participates in the Initiative 20x20 to restore degraded land.

<sup>17</sup> This box includes information suggested by the United Nations System and a variety of CSOs that deepens the discussion on this issue. Contributors are responsible for this information.

## 4.2 EMPOWERING PEOPLE AND ENSURING INCLUSIVENESS AND EQUALITY: SDGs 4, 8, 10, 13, 16

### SDG 4: ENSURE INCLUSIVE AND EQUITABLE QUALITY EDUCATION AND PROMOTE LIFELONG LEARNING OPPORTUNITIES FOR ALL.

In Mexico, ensuring access to child development services, improving the physical infrastructure of educational facilities, guaranteeing quality education (particularly for vulnerable populations) and harmonizing the education system with the demands of the labor market, among other measures, are essential elements for meeting this goal.

#### ADVANCES

- In the 2015-16 school year, the percentage of students who began elementary school with at least one year of preschool was 91.9% (SEP).
- In the 2015-16 school year, the gross attendance ratio (on-site and distance learning) was 78.7% (SEP).
- 78.2% of the school age population (from 3 to 23 years of age) is enrolled in the National Education System (2015-16 school year, SEP).
- 70.5% of ninth grade students were placed at the elemental knowledge level or higher of the Language and Communication section of the standardized test applied under the National Plan for the Evaluation of Learning (PLANEA/SEP, 2015).
- 46.5% of disabled children, adolescents and young adults (3 to 29 years of age) go to school (SEP, CONADIS).

- 31.4% of young people and adults have knowledge of information and communications technology (INEGI, 2016).

#### EMBLEMATIC ACTIONS

- The New Educational Model, launched in 2017, is structured around five axes: curricular planning, schools at the centre of the educational model, teacher training, inclusion and equity and governance of the education system.
- The Schools at ONE HUNDRED PERCENT Program, operated by the National Educational Infrastructure Institute (INIFED), has improved the physical infrastructure of more than 33,000 educational facilities across the country.
- The SEP's Full Time Schools Program has the objective of getting the most out of the time available for academic, athletic and cultural development, as well as freeing time for parents that had been used for raising their children so it can be dedicated to other activities, particularly remunerated work.
- The SEP's Schools at the Center Strategy has the goal of improving the quality of education.
- The National Plan for the Evaluation of Learning (PLANEA) has the goal of measuring the extent to which students have mastered a set of essential skills in the fields of language, communication and mathematics.
- The INEE's Professional Teaching Service is a mechanism that guarantees teachers to have the proper knowledge and skills for their job.

- The SEP's Digital Inclusion Program, part of the Learning 2.0 strategy (@prende 2.0), seeks to develop digital skills and computational thinking of students and teaching staff.
- Continuing and expanding physical improvements to educational infrastructure.
- Incorporating children and adolescents with special needs into the education system, as well as those belonging to indigenous or Afro-Mexican communities and those who live in isolated areas.

## CHALLENGES

- Ensuring that efforts to improve the education system are not just concentrated on preschool education, but on early education as part of an inter-institutional policy that affirms the right of all children to quality education.
- Increasing the supply of quality education, particularly at the high school and college levels, and reducing the dropout rate.





## BOX 5:

### Complementary Positions for SDG 4 Expressed in the Review Process<sup>18</sup>

- 14.9% of children and adolescents do not attend school; this percentage rises to 16.2% if we only look at adolescents, that is, nearly 2.2 million people between the ages of 12 and 17.
- 82.2% of children between 36 and 59 months of age developed properly in at least three of the following four categories: literacy-numerical ability, physical development, social and emotional development and domination of learning (ENIM, 2015).
- The dropout rate during the 2016-17 school year was 0.4% in elementary school, 3.9% in middle school and 11.8% in high school.
- One major challenge is the inclusion of a gendered approach in the strategy used to lower the high school dropout rate, as at this level, girls drop out at a higher rate than boys do.
- One out of every four children between the ages of 3 and 5 does not attend preschool.
- Five out of every ten students have not learned the necessary lessons in language and communication to a satisfactory degree, which rises to six out of every ten for mathematics.
- The average level of education among the indigenous population is elementary school, which rises to middle school in the rest of the country.
- 76.6% of children and adolescents do not have access to internet.
- In 2015, one third of teachers did not have study plans and programs and one fourth of teachers did not have enough textbooks for their students (INEE).
- Two out of every three schools report that they have at least one student with special needs, while only 30% have staff trained to meet their needs (INEE, 2016).
- Enrollment in preschool needs to be increased and a comprehensive early education policy needs to be developed that recognizes and strengthens models of community intervention.
- It is a challenge to ensure a supply of teachers with initial and continuing education that contributes to the development of the knowledge and skills needed to foster positive behavior and well-being in children and adolescents.
- The Health in Your School Program needs to be strengthened, as health and education are the two pillars for enjoying a full life.
- A life cycle approach needs to be incorporated into the design of educational programs, strategies and policies.

<sup>18</sup> This box includes information suggested by the United Nations System and a variety of CSOs that deepens the discussion on this issue. Contributors are responsible for this information.

**SDG 8: PROMOTE SUSTAINED, INCLUSIVE AND SUSTAINABLE ECONOMIC GROWTH, FULL AND PRODUCTIVE EMPLOYMENT AND DECENT WORK FOR ALL.**

In Mexico, productivity and access to financial services have increased and the unemployment rate has remained low. Despite this progress, Mexico faces many major challenges to ensuring full, productive and decent employment for all.

**ADVANCES**

- Between 2013 and 2017, the Mexican economy grew in real terms at an average annual rate of 2.4% (UPEHP, 2018).
- In 2017, the contribution of different economic sectors to the GDP was as follows: primary, 3.3%; secondary, 30.9%; and tertiary, 65.7% (INEGI, 2017).
- 55.8% of the population does not have social security (CONEVAL, 2016).
- According to data from the National Occupation and Employment Study (INEGI), the unemployment rate in 2017 was 3.44% and the percentage of people working in the informal economy was 57%.
- The unemployment rate for young people was 6.1% (ENOE-INEGI, 2017).
- The Labor Force Participation Rate for women was 43% (ENOE-INEGI, 2017).
- The Labor Force Participation Rate for people with disabilities was 39.1% in 2014 (ENADID-INEGI, 2014).
- 52.1 million people have access to financial services (ENIF, 2015)

- 22.5% of micro-enterprise owners stated that they were unable to expand due to a lack of credit (ENAP-ROCE, 2014).
- 16% of International Development Cooperation projects are aimed at supporting commerce (AMEXCID, 2016).

**EMBLEMATIC ACTIONS**

- The National Productivity Committee (CNP) is a consultative body whose purpose is to identify policies and actions that will increase productivity, by working holistically, sectorally and regionally.
- The STPS's National Employment Service (SNE) provides free assistance to people looking for work through job leads and economic or in-kind support for job training or self-employment.
- Special Economic Zones (SEZs) have the goal of closing regional gaps by taking advantage of the natural and logistical advantages of a geographic area.
- The STPS's Workplace Human Trafficking Prevention and Detection Inspection Protocol establishes mechanisms allowing workplace inspectors to act to prevent, detect and eradicate human trafficking.
- IMJUVE's Youth Employment Strategy has the goal of coordinating, connecting and bringing together actors in the job market to provide better job opportunities for the country's young people.

- The STPS's Workplace Health and Safety Self-Management Program encourages businesses to ensure safe and hygienic workplaces.
- Mexican Norm NMX-R-025-SCFI-2015 on Labor Equality and Non-Discrimination incorporates the principle of non-discrimination into job recruitment procedures. It also closes the pay gap, along with other measures aimed at preventing and addressing workplace violence.
- The Tourism Connection Strategy promotes economic growth through credit incentives such as Improve Your Hotel and Improve Your Restaurant.
- Creating jobs and ensuring the long-term financial sustainability of social programs.
- Democratizing and expanding access to financial services.
- Raising the minimum wage.
- Consolidating a tax system that generates enough revenue to finance a comprehensive economic development policy.
- Incorporating women, including transgender women, into economic activities from which they have traditionally been excluded.
- Guaranteeing that people with disabilities enjoy equal opportunities on the job market.
- Promoting training, resources and financing for micro-entrepreneurs and other sectors of the economy in accordance with their needs.

## CHALLENGES

- Closing the pay gap and incorporating a gender perspective into social programs.

## BOX 6:

### Complementary Positions for SDG 8 Expressed in the Review Process<sup>19</sup>

- Access to a dignified job is related to a living wage. Labor policy should ensure proper remuneration.
- Around 7.5 million people earn minimum wage, which is equivalent to 14% of the population employed in the formal economy. It is necessary to raise the minimum wage to make it a living wage.
- Changes should be made to the INEGI methodology used to measure the youth unemployment rate, as it may be underestimating the true percentage of unemployed youth.

<sup>19</sup> This box includes information suggested by the United Nations System and a variety of CSOs that deepens the discussion on this issue. Contributors are responsible for this information.



## SDG 10: REDUCE INEQUALITY WITHIN AND AMONG COUNTRIES.

Mexico is among the 25% of countries with the highest levels of inequality in the world. It is therefore vital to reduce inequalities between both individuals and regions of the country so that no one is left behind. This means getting rid of discriminatory laws, regulations and practices and questioning and changing structures that contribute to the permanence and reproduction of inequalities.

### ADVANCES

- The Foreign Direct Investment (FDI) accumulated between Q1/2013 and Q1/2018 was 181.793 billion dollars (SE).
- The national GINI coefficient is 0.498 (CONEVAL, 2016).
- As of December 2017, the income needed for a minimum standard of living was 1,491.65 pesos per month (CONEVAL, 2017).
- There is a pay gap between women and men of 5.1% (ENOE, 2017).
- Domestic financing of the private sector represents 34.89% of GDP (SHCP, 2018).
- Mexico receives 7.8 billion dollars in Official Development Assistance and Other Official Flows (OECD, 2016).

### EMBLEMATIC ACTIONS

- The tax reform has promoted a system of progressive taxation.
- The Tax Incorporation Regime (RIF) seeks out workers in the informal economy and aims to formalize their jobs, giving them access to insurance, housing, pension and credit benefits.
- SEZs have been created to encourage sustainable regional economic growth that reduces poverty, increases access to basic services and expands opportunities for healthy, productive lives.
- SEDESOL's National Inclusion Strategy (ENI) has the goal of improving access to social services and reducing deficiencies.
- In 2017, the Technical Group for the Incorporation of a Gender Perspective into Aid and Protection Policies for Migrant Women was created as part of the Interior Secretariat's Council on Immigration Policy.
- Comprehensive Border Traffic Assistance Centers have been opened in Huixtla, Catazajá and Trinitaria, Chiapas, as have mobile social programs in municipalities along the southern border.
- Regional Visitor and Border Worker cards have been issued to immigrants from Guatemala and Belize who wish to work in one of the states along the southern border.
- SEGOB and SRE's We Are Mexicans Strategy establishes comprehensive support measures for a safe, dignified return for deported Mexicans.

## CHALLENGES

- Reducing inequalities in social infrastructure and promoting the economic integration of the country's most underdeveloped regions through an approach based on universal social rights.
- Strengthening the stability of the nation's financial system when faced with shocks arising from global markets.
- Ensuring financial stability of the social security and pension systems, as well as eradicating structural discrimination against senior citizens.
- Creating formal mechanisms that take advantage of the capacity of young migrants to act as agents of social change and economic development.







**BOX 7:**  
Complementary Positions for SDG 10 Expressed in the Review Process<sup>20</sup>

- A more progressive taxation system is needed. Tax evasion among large taxpayers must be reduced.
- Special Economic Zones (SEZs) must not infringe on the rights of locals or bring negative environmental consequences.
- The income of the poorest 5% of Mexicans is equal to that of the poorest 2% of the world. At the same time, the income of the richest 5% of Mexicans is similar to that of the richest 5% in developed countries. Between 1996 and 2016, poverty and inequality levels have remained practically the same.
- Apart from the income and wealth gap, there are other types of inequality revolving around gender, ethnic origin and sexual preference, among others.
- The 10 richest Mexicans (eight men and two women) have the same wealth (108 million dollars) as the poorest 50% of Mexicans.
- The richest 1% of Mexicans control 28% of the nation's wealth (Credit Suisse, 2017).
- Actions need to be focused on populations that have been historic victims of discrimination and segregation: indigenous peoples, immigrants, women with HIV, homeless, prisoners, non-heterosexuals and people with disabilities.

<sup>20</sup> This box includes information suggested by the United Nations System and a variety of CSOs that deepens the discussion on this issue. Contributors are responsible for this information.



## SDG 13: TAKE URGENT ACTION TO COMBAT CLIMATE CHANGE AND ITS IMPACTS.

Mexico is a country that is highly vulnerable to the effects of climate change. It has formalized its adherence to the Paris Agreement and is carrying out a series of mitigation and adaptation measures. To fully comply with its national and international commitments on climate change, it must consolidate a green and inclusive economy that depends less and less on fossil fuels and that reverses trends towards rising emissions.

### ADVANCES

- Casualties during extreme weather events have fallen, although they have caused an annual average of 186 deaths between 2000 and 2014 (CENAPRED).
- Mexico emits 683 million tons of carbon dioxide (INECC, 2015), which correspond to the consumption of fossil fuels in the transportation of people and merchandise (26.2%), electricity generation (19%) and industrial processes (17.3%).
- There were 125,000 tons of black carbon emissions in 2016 (BUR, INECC, 2016).
- Of Mexico's 2,456 municipalities, 1,071 are not considered highly vulnerable to or at high risk of extreme weather events (PECC, 2014).

### EMBLEMATIC ACTIONS

- The National Greenhouse Gases and Compounds Emissions Inventory allows the country to analyze its emissions by emission source.
- The National Emissions Registry (RENE) compiles information on industrial emissions of greenhouse gases and compounds.
- A tax on fossil fuel imports and sales (carbon tax) contributes to reducing carbon emissions.
- Regulations for the launch of an emissions trading or carbon market system.
- The National Climate Change Vulnerability Atlas is a structured, systematic collection of maps that shows the country's vulnerability to climate change.
- The National Risk Atlas identifies the areas that are at the highest risk of extreme weather events.
- Ecological zoning programs include criteria for mitigating or adapting to the effects of climate change.
- The 2014-18 Special Climate Change Program contributes to national planning in the face of the effects of climate change.
- Mexico is taking steps to restore and reforest coastal wetlands.
- Climate Change Adaptation Programs in Natural Protected Areas (ANPs) provide information that orients adaptation measures.
- The National Strategy for Reducing Emissions due to Deforestation and Degradation helps mitigate climate change.

- The General Climate Change Law was reformed in April 2018 to adapt it to the Paris Agreement.
- Mexico's targets for climate change mitigation are to reduce greenhouse gas emissions by 22% and short-lived air pollutants by 51% by 2030.
- The National Council of Science and Technology (CONACYT) and the National Ecology and Climate Change Institute (INECC) have created the Mexican Climate Change Report, which compiles a large part of the information generated on climate change over the last two decades.

## CHALLENGES

- Updating and consolidating instruments and regulations to meet the country's commitments in terms of mitigating and adapting to the effects of climate change.
- Universalizing the focus on environmental protection among all levels of government.
- Launching Mexico's Emissions Trading System.
- Financing the measures needed to create a low-carbon economy. A \$120-billion-dollar investment is needed over a 15-year period.
- Reducing the country's dependence on fossil fuels. Current emissions trends could make it difficult to meet our commitments under the Paris Agreement.
- Understanding, quantifying and reporting on the effects of climate change.

### BOX 8:

#### Complementary Positions for SDG 13 Expressed in the Review Process<sup>21</sup>

- The government must increase global and cross-sector planning to address the problem of climate change, preventing different agencies from pursuing contradictory ends.
- Combined cycle plants and unconventional hydrocarbons extraction are being promoted, which increase methane emissions.
- There is a need to adopt a gender approach to the construction of comprehensive strategies for the prevention of natural disasters and the struggle to rebuild afterwards.

<sup>21</sup> This box includes information suggested by the United Nations System and a variety of CSOs that deepens the discussion on this issue. Contributors are responsible for this information.



**SDG 16: PROMOTE PEACEFUL AND INCLUSIVE SOCIETIES FOR SUSTAINABLE DEVELOPMENT, PROVIDE ACCESS TO JUSTICE FOR ALL AND BUILD EFFECTIVE, ACCOUNTABLE AND INCLUSIVE INSTITUTIONS AT ALL LEVELS.**

Mexico has an institutional architecture based around the defense of human rights, the eradication of violence, transparency and support for victims, among other issues. Nevertheless, the country faces many challenges arising from its institutional weakness and the presence of criminal organizations, which condition the implementation of this SDG.

#### **ADVANCES**

- In 2015, Mexico came in second place from among 25 countries evaluated under the Management for Development Results criteria. (IDB).
- In 2016, the homicide rate was 20 per 100,000 people (INEGI, 2017).

#### **EMBLEMATIC ACTIONS**

- The National Human Rights Program, launched during this administration, is the central axis of the government's policy on consolidating a rights-based society.



- The General Law on the Rights of Children and Adolescents recognizes them as subjects with rights, as well as groups that are highly vulnerable.
- Mexico's Action Plan under the Global Partnership to End Violence Against Children includes the creation of a 2019-2030 Agenda of Priorities aimed at ending abuse, exploitation, torture, trafficking and all forms of violence against children and adolescents.
- The new accusatory criminal justice system guarantees better protection of the rights of both victims and suspects.
- The Violence Against Women Alert (AVGM) is a mechanism promoted by the Interior Secretariat through the National Commission for Preventing and Eradicating Violence Against Women (CONAVIM) that is aimed at confronting violence against women with coordinated actions.
- The Centers for Women's Justice (CJMs), operated by the CONAVIM, are spaces that provide legal advice and support services for women and their children.
- The National Victim Support System is in charge of defining and applying policies for supporting victims.
- The National Transparency System is in charge of coordinating efforts in terms of transparency, access to information and the protection of personal information.
- The National Anticorruption System is a body in charge of coordinating efforts between authorities at all levels of government to prevent, investigate and punish corruption.
- The National Single Window includes a participatory platform and allows citizens to access information, services and data.

## CHALLENGES

- Reducing the presence and operational capacity of criminal organizations.
- Achieving effective international coordination and collaboration in the prevention of money laundering, drug trafficking and gun running, particularly with the United States of America and other countries where Mexican criminal organizations operate.
- Consolidating the implementation of government policies on human rights.
- Coordinating actions among the primary actors working to eradicate gender violence.
- Creating societal trust in the Victim Support System.
- Establishing a unified criminal code.
- Consolidating the National Anticorruption System and making it effective.
- Consolidating and maintaining budget transparency measures.

## BOX 9:

### Complementary Positions for SDG 16 Expressed in the Review Process<sup>22</sup>

- Comprehensive data is needed on violence against children and adolescents in order to develop violence prevention and child protection policies.
  - Together with civil society, efforts have been made to contextualize and define the problems and indicators for SDG 16, thus contributing to the definition of priority measures and a framework for monitoring this goal. In 2015, there were 1,057 homicides of children and adolescents (INEGI, 2017). Furthermore, four out of every 10 sexual crimes are committed against a minor (CEAV, 2016). Between 2010 and 2016, 8,644 children and adolescents were murdered.
  - 63% of children between the ages of 1 and 14 have been victims of psychological or physical abuse by a family member (National Study on Women and Children in Mexico, 2015).
  - As of October 2017, 33,513 people have been disappeared in Mexico, 6,189 of them are children and adolescents, representing 18.5% of the total. Of the total disappeared children and adolescents, six out of every 10 cases are girls or young women (REDIM, 2017).
  - In 2014, an average of 152 cases of children and adolescents were processed each day for suspected abuse, of which 35% were cases of physical abuse, 27% neglect, 18% emotional abuse, 15% abandonment and 4% sexual abuse (DIF).
  - Mexico has a legal protocol for cases involving sexual orientation or gender identity that helps those working in the justice system to comply with the constitutional mandate on the rights of LGBTI people.
  - It is essential to establish a national registry of hate crimes against LGBTI people as the first step towards reducing current rates.
  - Together with the legislative branch, legal lacunae must be identified that prevent children and adolescents from living a violence-free life, particularly in terms of explicitly prohibiting physical and humiliating punishments.
- 22 This box includes information suggested by the United Nations System and a variety of CSOs that deepens the discussion on this issue. Contributors are responsible for this information.



### 4.3 ERADICATING POVERTY AND PROMOTING PROSPERITY IN A CHANGING WORLD: SDGs 1, 2, 3, 5, 9, 14

#### SDG 1: END POVERTY IN ALL ITS FORMS EVERYWHERE.

In Mexico, implementing this goal is both a considerable challenge and a unique opportunity to dignify the lives of the 43.6% of the population living in poverty.

#### ADVANCES

- In accordance with the national poverty and scarcity indicators measured by CONEVAL (2016), of the country's total population:
- Over 2 million Mexicans have moved out of extreme poverty. In 2016, 9.4 million people were classified as extremely poor.

- 53.4 million people are living in poverty.
- The number of Mexicans with access to healthcare has risen by 6.2 million people.
- The number of Mexicans with social security has risen by 3.4 million people.

#### EMBLEMATIC ACTIONS

- SEDESOL's National Inclusion Strategy (ENI) contributes to securing social rights and reducing shortcomings through the coordination of policies and social programs that improve the lives of Mexicans. The results show improved coverage for people facing extreme food poverty through the National Crusade Against Hunger and the expansion of the network of community kitchens, which currently number 5,786 (SEDESOL, 2018).
- INFONAVIT and SEDATU's Papelito Habla Program serves as a tool providing legal certainty over one's prop-



erty through the regularization of land and real estate.

- In terms of inclusion in the labor force, SEDESOL's PROSPERA Program coordinates institutional efforts and social policies relating to production, income generation, economic well-being, financial and labor inclusion and nutritional and health education for people living in poverty.
- The National Commission for the Development of Indigenous Peoples' (CDI) Program for Improving Indigenous Productivity is one example of the measures taken to increase the productivity and income of vulnerable groups.
- The SE's National Financing Program for Micro-entrepreneurs and Rural Women contributes to the creation of productive businesses and increasing the productivity of existing businesses.
- The Comprehensive Social Information System (SISI) improves articulation of institutional responses to social short-falls.

- The Social Portfolio promotes policy dialogue between citizens and authorities, reports on access to rights and social programs and allows citizens to follow up on measures and programs and express their priorities and needs.

## CHALLENGES

- Having a mechanism in place to detect and provide immediate support for vulnerable groups.
- Creating quality jobs and sustained and inclusive economic growth on the basis of a strong internal market.
- Transforming the vision in which fighting poverty is solely the responsibility of one subset of government institutions, when the dimensions of the challenge demand coordination and holistic policies.
- Incorporating a life-cycle approach into the design of programs, strategies and policies aimed at fighting poverty.

### BOX 10:

#### Complementary Positions for SDG 1 Expressed in the Review Process<sup>23</sup>

- In 2016, 52.3% of Mexican children were living in poverty and 9.7% in extreme poverty, while 48.8% of adolescents (12 to 17 years of age) were living in poverty and 7.8% in extreme poverty.

- Conditions for reducing poverty in Mexico should be improved.

23 This box includes information suggested by the United Nations System and a variety of CSOs that deepens the discussion on this issue. Contributors are responsible for this information.



**SDG 2: END HUNGER, ACHIEVE FOOD SECURITY AND IMPROVED NUTRITION AND PROMOTE SUSTAINABLE AGRICULTURE.**

In Mexico, the population facing food insecurity has been reduced in recent years, as has the percentage of children suffering from chronic malnutrition. Nevertheless, guaranteeing quality nutrition and sustainable agricultural production continue to be major challenges.

community kitchens, feeding over half a million people every day.

- Price distortions for consumers have been regulated through legal decrees and the complementary supply of agricultural and livestock products.
- Access to financing for farmers contributes to improving logistics and the food supply.
- Mexican agricultural products have been positioned in international markets.

**ADVANCES**

- The number of Mexicans who have proper access to food has risen by 2.8 million people (CONEVAL, 2016).
- Mexico is the world's 12th biggest food producer.

**EMBLEMATIC ACTIONS**

- The National Crusade Against Hunger includes a network of 5,560 com-

**CHALLENGES**

- Guaranteeing effective access to varied, quality food in sufficient quantities for all people.
- Guaranteeing the access of local products to value-added markets.
- Improving planning and investment in infrastructure and transportation to increase opportunities for transitioning towards more sustainable agricultural models.
- Promoting the environmental resilience of the agricultural sector through universal insurance coverage for small producers.

### SDG 3: ENSURE HEALTHY LIVES AND PROMOTE WELL-BEING FOR ALL AT ALL AGES.

Ensuring a healthy life and promoting the well-being of the population is a basic condition for ending inequality and poverty and guaranteeing the comprehensive human development of all.

#### ADVANCES

- The number of people with access to healthcare has risen by 6.2 million people (CONEVAL, 2016).
- The Popular Insurance Program has 53.7 million people enrolled (SSA, 2017).
- 84.5% children and adolescents have healthcare coverage (SIPINNA, 2018).
- 96.7% of children have all of their vaccinations (SSA, 2015).

#### EMBLEMATIC ACTIONS

- The following prevention programs are in place: Health in Your School, Safe Consultation, PreventIMMS and PreventISSSTE and the National Strategy for the Prevention and Control of Obesity and Diabetes.
- The SSA's Universal Vaccination Program and National Health Weeks prevent the primary causes of infant mortality.

- The INMUJERES National Strategy for the Prevention of Teen Pregnancy (ENAPEA) consists of inter-institutional measures aimed at preventing teen pregnancy that are coordinated with national, state and municipal policies and plans.
- IMSS-PROSPERA's Early Childhood Development Strategy promotes holistic growth, nutritional monitoring, cognitive and socio-emotional development and the timely detection and response to developmental issues.
- The Mexican Social Security Institute's mobile app allows members to schedule appointments with their doctor, saving them time and money.

#### CHALLENGES

- Ensuring effective access to quality healthcare services, eliminating discriminatory barriers, closing service gaps between different social groups and regions and ensuring the generation and effective use of healthcare resources.
- Guaranteeing the existence of relevant, reliable and truthful information on sexual and reproductive health, as well as access to birth control methods.
- Having a properly implemented legal framework for the control of drugs.



## BOX 11:

### Complementary Positions for SDG 3 Expressed in the Review Process<sup>24</sup>

- In 2018, the Public Education Secretariat launched the early education program A Good Start, which adopts a new focus on early childhood development and a framework of affectionate care as the basis of early education in Mexico.
- 16.2% of children in Mexico lack access to healthcare services; the rate of maternal mortality is 34.6 per 100,000 live births (CONEVAL, 2015) and the mortality rate for children under the age of five is 15.1 per 1,000 live births (INEGI, 2018).
- 27.6% children and adolescents lack regular access to food (CONEVAL, 2014) and chronic malnutrition affects 1.5 million children under the age of five (INSP, 2012); 33.2% of children between the ages of five and 11 are overweight or obese.
- Two out of every ten Mexican children are born to a mother younger than 20 (ENSANUT, 2012) and one out of every two sexually active girls between the ages of 12 and 19 gets pregnant (INEGI, 2016).
- It is necessary to reduce anemia among non-pregnant women of reproductive age by 50% and to reduce chronic malnutrition among children under the age of five by 40% by 2025.
- Food security policies must be designed and supported that ensure the sustainability of nutritional goals, such as through economic, technical and infrastructure aid to small producers.

<sup>24</sup> This box includes information suggested by the United Nations System and a variety of CSOs that deepens the discussion on this issue. Contributors are responsible for this information.





### SDG 5: ACHIEVE GENDER EQUALITY AND EMPOWER ALL WOMEN AND GIRLS.

Gender inequality is a persistent problem in Mexico, with onerous consequences in structural, social and economic terms.

#### ADVANCES

- In 2017, women made up, on average, 42% of local legislatures (OPPM, 2018).
- In 2016, 17.4% of the directors of government institutions were women (National Government Census).
- Thirteen states adopted the minimum measures needed to bring state equality policies up to national standards (Equality Platform, INMUJERES).
- Twenty-eight states no longer have exceptions in their legislation allow-

ing minors to get married (INMUJERES, 2018).

- Women spend three times as much time as men on domestic work and other unpaid labor (ENUT, 2014).
- 43% of women aged 15 or older have entered the workforce, compared to 78% for men (ENOE, 2017).
- There is a pay gap between men and women of 5.1% (ENOE, 2017).

#### EMBLEMATIC ACTIONS

- The General Law on Equality Between Women and Men (LGIMH) guarantees and regulates equality of opportunities and equal treatment between women and men.
- The General Law on the Right of Women to a Violence-Free Life (LGAMVLV) prevents, punishes and eradicates violence against women.

- Financing programs such as Small Business Women –a project of INMUJERES, SHCP, INADEM and NAFIN– and the National Financing Program for Micro-entrepreneurs and Rural Women –a project of the SE– give women preferential access to credit.
- Article 41 of the Mexican Constitution requires parity between women and men as candidates for local and federal legislatures.
- The 2013-2018 National Development Plan includes a holistic gender perspective.
- Mexico is one of the few countries to have a methodology for earmarking budgetary resources for gender equality.

## CHALLENGES

- Strengthening systems for following up on resources earmarked for gender equality and the empowerment of women.
- Developing a methodology that standardizes the data collected on femicides.
- Achieving the recognition, remuneration and equal redistribution between women and men of household labor, as well as guaranteeing full labor rights and protections for women and men who perform this work.

### BOX 12:

#### Complementary Positions for SDG 5 Expressed in the Review Process<sup>25</sup>

- CONAPRED estimates that there is a pay gap between men and women of 34%.
- Although Mexico is one of the few countries to have a methodology for earmarking budgetary resources for gender equality, the rules of operation need to have a consistent methodology for evaluating a “gender perspective” or “gender equality.”
- Equality must be promoted in the distribution of tax payments and benefits to avoid negatively affecting women and girls.
- It is necessary to document and raise awareness of the problem of forced union and concubinage among women under the age of 18.
- A methodology is needed to standardize data on femicides.
- State governments must harmonize their laws and regulations with the National Policy on Equality Between Women and Men and with the country’s most progressive legislation on sexual and reproductive health.

<sup>25</sup> This box includes information suggested by the United Nations System and a variety of CSOs that deepens the discussion on this issue. Contributors are responsible for this information.



**SDG 9: BUILD RESILIENT INFRASTRUCTURE,  
PROMOTE INCLUSIVE AND SUSTAINABLE  
INDUSTRIALIZATION AND FOSTER  
INNOVATION.**

It is important for Mexico to increase the competitiveness of its businesses, consolidate a modern and resilient transportation network and guarantee the presence of quality communication infrastructure across the nation while maintaining sustainable economic development that incorporates the use of exponential technology to accelerate the implementation of the 2030 Agenda.

**ADVANCES**

- 11% of Mexico's businesses are in the manufacturing sector, creating 25% of the country's jobs and representing 37% of its income (INEGI, 2016).
- 2.8% of small and medium manufacturing enterprises are part of global production chains, compared to 8.4% for large enterprises (SE).
- The primary destination of direct foreign investment is the manufacturing sector, with dynamism in the automotive sector and the aerospace industry.
- The federal highway network connects 66% of the population, 73% of the economically active population and 94% of gross total production (SCT).
- Mexico came in 51st place in the Global Competitiveness Index 2017-2018.
- Total spending on research and development represented 0.50% of the GDP in 2016, triple the amount at the start of the current administration (CONACYT).
- 36.4% of the business community finances research and development spending (CONACYT, 2012).
- 4.2% of businesses develop technological innovations (CONACYT, 2014).





- There are 365 researchers per million people (CONACYT, 2016).
- 63.9% of the population uses the internet, 45.3% uses computers and 72.2% uses mobile phones (INEGI).
- In 2016, Mexico received 910 million dollars through International Development Cooperation for infrastructure development (AMEXCID).

### EMBLEMATIC ACTIONS

- The National Infrastructure Program requires projects to be built in accordance with environmental, inclusiveness and efficiency criteria.
- The Law for Promoting Sustained Productivity Increases and Economic Competitiveness promotes economic growth, investment, productive infrastructure and technological content, as well as added value products.
- The INADEM's National Entrepreneur Fund supports projects for micro, small and medium-sized enterprises.
- The Mexico Connected Program offers free internet connections. The Shared Network will offer 4G tele-

communications services with coverage that will reach at least 92% of the population by 2024. The Mexico Connected Points Project provides training and digital education. All three are operated by the SCT.

### CHALLENGES

- Having a regulatory framework that properly encourages the growth of domestic businesses.
- Regulating the microfinance sector to increase the productivity of micro, small and medium-sized enterprises.
- Improving airport, aeronautic, highway, port, railway and highway capacity.
- Promoting capacity for technology adoption by businesses, as well as a culture of innovation and a long-term vision.
- Analyzing the impact of new technologies such as artificial intelligence, in compliance with the 2030 Agenda, as technological backwardness can increase inequality, affect vulnerable populations and create ethical dilemmas that threaten sustainable development.

## SDG 14: CONSERVE AND SUSTAINABLY USE THE OCEANS, SEAS AND MARINE RESOURCES FOR SUSTAINABLE DEVELOPMENT.

Oceans, seas and coasts form an essential part of the country's sustainable development. The resources they provide not only create jobs, but they also contribute to regulating global temperatures and absorbing carbon dioxide. The pollution and degradation of marine ecosystems has negative effects in terms of quality of life and the country's social and economic development.

### ADVANCES

- There are 37 Natural Protected Areas (ANPs) on Mexico's coasts, representing 22.05% of the seas under Mexican jurisdiction (SEMARNAT, 2017).
- In 2016, 0.4% of the total research budget was destined for marine technology (CONACYT).
- Port and maritime transport activities have steadily risen at an annual rate of 6.8% over the last ten years.
- Around 65% of fisheries are at maximum output, while 10% have growth potential, 15% are in decline and 10% are recovering (SEMARNAT).

### EMBLEMATIC ACTIONS

- The creation of new ANPs: 14.7 million hectares in the Revillagigedo National Park, 1 million hectares in the Pacific Islands Biosphere Reserve, 5.7 million hectares in the Mexican Caribbean Biosphere Reserve and

43.6 million hectares in the Mexican Pacific Deep Biosphere Reserve.

- Mexico has guiding documents on seas and coasts, such as the 2016-2030 National Strategy and Action Plan on Mexican Biodiversity, the 2016-2022 Integration Strategy for the Conservation and Sustainable Use of Biodiversity in the Fishing and Aquaculture Sector and the National Oceanographic Research Program.
- SEMARNAT's Clean Beaches Program monitors water quality and the Let's Clean Up Mexico Initiative organizes brigades to clean up public spaces, including rivers and beaches.
- Blue Flag certification of Mexican beaches (35 beaches and 2 marinas) establishes standards on quality, safety, education and environmental information.
- The prohibition of gill nets in the Upper Gulf of California contributes to the protection of marine fauna.
- Participatory Environmental Vigilance Committees care for and defend the natural resources of their communities.

### CHALLENGES

- Guaranteeing that national planning has a comprehensive approach to watershed management to prevent the pollution of oceans via terrestrial sources.
- Expanding the capacity for conducting inspections and demanding compliance with the law in industrial sectors responsible for pollution.





- Generating nationwide estimates on the magnitude of the impact and threat of coastal degradation caused by the use of agrochemicals, the exploitation of energy sources and maritime transport.
- Modifying legislation on the conservation and preservation of marine and coastal zones to ensure coherence and compliance.
- Designing a General Law on the Comprehensive Management of Coastal and Marine Areas and a Regulation for the General Law on Sustainable Fishing and Aquaculture.
- Undertaking scientific research to gather information on the health of the oceans that will help orient decisions.
- Establishing a permanent system to evaluate the management of marine Natural Protected Areas.

### BOX 13:

#### Complementary Positions for SDG 14 Expressed in the Review Process<sup>26</sup>

- Steps must be taken to ensure that underwater mining and the exploitation of methane hydrates from beneath the sea floor do not cause environmental problems.
- Mexico must reduce hydrocarbon spills and atmospheric emissions of greenhouse gases from offshore drilling platforms.

<sup>26</sup> This box includes information suggested by the United Nations System and a variety of CSOs that deepens the discussion on this issue. Contributors are responsible for this information.

#### 4.4 MEANS AND PARTNERSHIPS FOR IMPLEMENTING THE 2030 AGENDA

SDG 17: STRENGTHEN THE MEANS OF IMPLEMENTATION AND REVITALIZE THE GLOBAL PARTNERSHIP FOR SUSTAINABLE DEVELOPMENT.

Under the framework of its international development cooperation efforts, Mexico has worked on all aspects of financing for development, such as tax collection, debt sustainability, trade and investment. This has meant strengthening alliances with developed countries, international organizations and multilateral development banks, as well as other development actors, with the goal of mobilizing resources and obtaining knowledge to meet the SDGs.

#### ADVANCES

- Over the last five years, Mexico has granted an average of 250 million dollars each year for international development cooperation.
- In 2017, Mexico had 12 free trade agreements with 46 countries, giving it access to a market of 1.172 billion consumers around the world (SE, 2017).
- In 2017, non-petroleum exports represented 93.1% of total exports (SE, 2017).

#### EMBLEMATIC ACTIONS

- The creation of the Alliance for Sustainability (AxS) between AMEXCID and the private sector.



- The Program for the Prevention of Unaccompanied Migration by Children and Adolescents in the Northern Triangle of Central America has been undertaken by Mexico and Germany to benefit the Northern Triangle of Central America.
- The Open Government Partnership promotes gender equality, transparency, accountability, citizen participation and innovation as tools for better governability.
- The Strategy for Promoting Public-Private Partnerships complements the government's efforts to develop infrastructure and provide goods and services demanded by society.
- Mexico has an Action Plan under the framework of the Global Partnership to End Violence Against Children. This initiative is promoted by a variety of actors, including governments, international organizations and civil society, and aims to reduce child abuse and exploitation.
- At the multilateral level, Mexico signed on to Resolution 77/242, "The Impact of Rapid Technological Change on the Achievement of the Sustainable Development Goals," which

establishes that the United Nations, in collaboration with academia, civil society and the private sector, must analyze the impact of rapid technological change, artificial intelligence and automatization on the implementation of the 2030 Agenda.

## CHALLENGES

- Earmarking additional expenses in the budget for knowledge exchanges with other countries and strengthening inter-institutional coordination.
- Updating trade regulations and the legal framework to ensure consistency between national and international regulations, as well as that Mexican products and services meet the standards demanded in other markets.
- Strengthening the government's capacity to process paperwork and promoting closer collaborations between the government, academia, the private sector, civil society and other development actors in a way that goes beyond each presidential administration.





## MEANS OF IMPLEMENTING THE SDGs

In Mexico, the first step towards mobilizing resources that contribute to reaching the SDGs has been to link public spending with the 2030 Agenda. This has allowed us to identify critical lacunae and evaluate the resources needed to delineate a budgetary planning strategy focused on sustainable development.

As part of the national strategy to mobilize financial resources in order to meet the SDGs, the OPR, in collaboration with other federal agencies, is working on three lines of action:

1. Modifying fiscal policy in terms of revenue generation.
2. Modifying fiscal policy in terms of spending.
3. Mobilizing national resources.

In a complementary fashion, the OPR is promoting a proposal to introduce green, social and sustainable bonds in Mexico, that will also contribute to compliance with the 2030 Agenda and the Paris Agreement.

At the global level, with the goal of contributing to dialogue and promoting positive results at the Forum on Financing for Development and following up on the Addis Ababa Action Agenda, Mexico has been the site of three retreats of the Group of Friends in Monterrey, Mexico City (2016 and 2017), and Oaxaca (2018). This is a space for dialogue that addresses international commitments that contribute to the implementation of the 2030 Agenda and the mobilization of all sources of financing.

## INTERNATIONAL COOPERATION FOR IMPLEMENTING THE SDGs

Mexico participates in international development cooperation through AMEXCID. One of its functions is to contribute to the exchange of good practices and skills through bilateral, regional, multilateral, north-south, south-south and triangular cooperation mechanisms. AMEXCID has taken on the responsibility of aligning the cooperation accepted and offered by Mexico with the 2030 Agenda, as well as incentivizing the participation of various international development cooperation actors.

Over the last five years, Mexico has granted an average of 250 million dollars each year for international development cooperation. In 2017, Mexico carried out 595 international development cooperation projects in fields connected to the SDGs, such as climate action, education, health and energy, among others.

Another tool that contributes to reaching the SDGs is the Catalog of Mexican Capacities, which was prepared by AMEXCID and other institutions to provide information on best practices and incentivize the offer of international development cooperation: it currently includes 110 initiatives. Mexico has also created alliances with Central American and Caribbean countries, particularly on issues such as climate change and resilience, as well as with Germany, Canada, Spain, the United States of America, France, Italy, Japan, the United Kingdom and European Union member states. It also cooperates with international agencies that have a presence in Mexico, multilateral development banks and other development actors.

Mexico has given special importance to the creation of regional and thematic strategies to increase the impact of Mexican cooperation in Latin America and the Caribbean, such as the cooperation strategy for the Northern Triangle of Central America, which was launched following the successes seen in the Mesoamerican Project and the Conference on Prosperity and Security in Central America (2017); the Hunger-Free Mesoamerica Program, which has become a reference for the rest of Latin America; the Mexico-CARICOM Strategy for Comprehensive Disaster Risk Management, Resilience and Reconstruction; the Franco-Mexican Initiative to support adaptation and resilience to climate change in the Caribbean; and the strategy for designing and presenting projects from Caribbean countries to the Green Climate Fund (GCF) and the Global Environmental Fund (GEF).

In regional terms, Mexico belongs to the Forum of Latin American and Caribbean Countries on Sustainable Development (FPALCDS), a regional mechanism for following up on the 2030 Agenda and the Addis Ababa Action Agenda.

Within the framework of the Economic Commission for Latin America and the Caribbean (ECLAC), Mexico has promoted the establishment of a network to strengthen the ability of countries to implement and follow up on the 2030 Agenda for Sustainable Development in the region. This network has the goal of sharing experiences and strengthening institutional and technical capacities of governments, which will help align international cooperation strategies with the SDGs.

Mexico participated in the OECD publication titled *Policy Coherence for Sustainable Development 2018: Towards Sustainable and Resilient Societies*, which collects the experiences of many countries and the institutional agreements for the implementation of the 2030 Agenda.


Mexico also participated in the first round of the Voluntary Peer Learning Mechanism on the Implementation of the 2030 Agenda. As part of this process, Mexico participated in two groups, one with Germany and China on the alignment of national strategies and policy coherence for the implementation of the 2030 Agenda, and another with Norway and the Netherlands on the role of the private sector. These sessions were held between September 2017 and April 2018 and resulted in the preparation of two documents, which will be presented to the development working group at the 2018 G20 summit in Argentina.

## PARTNERSHIPS

Mexico has many national alliances that fall under the framework of the 2030 Agenda, such as the Alliance for Sustainability, CONAGO's 2030 Agenda Executive Implementation Commission and the Sustainable Development Solutions Network (SDSN), which will be launched under the oversight of the UNAM in 2018.

In terms of partnerships with CSOs, there is the International Coalition for Development Action Mexico (CAIDMEX), an alliance between domestic and Mexico-based international CSOs that has the goal of implement-






ing the SDGs. Outreach has also been made to the Civil Society Coordinating Space for Following Up on the 2030 Agenda in Mexico, among others. Despite the existence of these spaces for collaboration among CSOs, more partnerships between the government and CSOs under the framework of the 2030 Agenda should be institutionalized.

At the international level, Mexico is a member of a variety of alliances, such as the German government's Partners for Review network, which monitors the SDGs; the Partnering for Green Growth and the Glob-

al Goals 2030 network, which supports public-private partnerships for the implementation of the SDGs; the Global Partnership for Effective Development Cooperation, which seeks to share experiences with international development cooperation; the Global Partnership to End Violence Against Children, which contributes to the implementation of SDGs 16 and 17; the NDC Partnership, which aims to improve cooperation on SDG 13; and the Pacific Alliance (which includes Chile, Colombia, Mexico and Peru), which is working towards the establishment of sustainability criteria for public acquisitions.







# V. CONCLUSIONS

## 5.1 STATE COMMITMENT AND CONTINUITY

Ever since Mexico assumed the 2030 Agenda as a state commitment, it has undertaken many measures for its implementation. Through political will at the highest level, the groundwork has been laid to ensure the continuity of these transformations over time. The process of preparing a National Strategy with objectives, goals and priorities that are defined through a shared diagnostic and the participation of different sectors has laid out the path towards the future.

Nevertheless, many major challenges remain. It is necessary to strengthen capacities at all levels to eliminate asymmetries and work towards achieving a shared vision. Sustainable development not only requires efforts from all sectors, but above all, the commitment of all parties to remain in collaboration.

Another challenge is the adoption of the 2030 Agenda by all actors. To confront this, it is essential to improve outreach, awareness and mobilization efforts for the SDGs. Mechanisms are also needed that facilitate the participation of state and municipal governments. Achieving these goals depends on the existence of partnerships and collaborations, as well as coordination between different levels of government.

Placing people at the center of all actions ensures a bottom-up transformation founded on trust and alliance-building. Only based on evidence, we will be able to find the best ways to transform our development reality. Defining, updating and disaggregating indicators for following up on the SDGs is essential to evaluating the impact of policies. Innovation requires new sources of information,



technologies and big data,<sup>27</sup> as well as comprehensive financing for economic, social and environmental development.

<sup>27</sup> National averages may hide inequalities. For this reason, it is essential to disaggregate data when monitoring and evaluating progress on goals. Furthermore, though big data can be useful, it is vital to leave no one behind and to ensure the representation of all members of society when measuring advancement towards the SDGs. Many sources of data require literacy and access to the internet or cellular services, which can exclude vulnerable groups. Big data should therefore be used with care, and only in combination with other sources of information that guarantee the representation of all members of society. This disaggregation requires the perspectives of statistical experts, civil society organizations, national human rights institutions, service providers and marginalized populations.

The success of these paths will lie not only in their ability to lead to concrete actions that contribute to sustainability, but also in their capacity to constantly transform themselves in accordance with new realities.

## 5.2 NEXT STEPS

In accordance with the National Council for the 2030 Agenda for Sustainable Development's yearly program of activities, approved on May 31, 2018, the initial draft of the National Strategy for the Implementation of the 2030 Agenda will be submitted for public review. This document will define priorities, goals, indicators and challenges, as well as the roles and functions of differ-



ent actors, incorporating the vision of different sectors. Inter-institutional working groups will also be created to hold discussions on goals and indicators that will be based on the inputs provided by the Specialized Technical Committee on the Sustainable Development Goals (CTEODS) and the contributions of a variety of sectors.

The National Strategy could also be consolidated as a tool to be used as a base for elaborating the 2019-2024 National Development Plan and future federal budgets. Furthermore, to ensure that the 2030 Agenda becomes a reality at the state and municipal levels, it is important for the OSIs to have practical tools that allow them to transform the territories under their jurisdiction.

To the historic challenges of Mexico's different regions, we can add the efforts to protect natural resources and mitigate the adverse effects of climate change. The rise in global temperatures will only remain below 2°C if we reduce fossil fuel use and transform systems of consumption and production around the world.

Lastly, it is also necessary to be increasingly ambitious when implementing the 2030 Agenda. To achieve this, instead of being barriers, we must make accelerated technological change, artificial intelligence and automatization into enablers of sustainable development.

# GLOSSARY OF ABBREVIATIONS

<b>AMC</b>	Mexican Academy of Sciences
<b>AMEXCID</b>	Mexican Agency for International Development Cooperation
<b>ANP</b>	Natural Protected Areas
<b>ANUIES</b>	National Association of Universities and Higher Education Institutions
<b>AVGM</b>	Violence Against Women Alert
<b>AxS</b>	Alliance for Sustainability
<b>BP</b>	Budgetary Programs
<b>BUR</b>	Biennial Update Report
<b>CAIDMEX</b>	International Coalition for Development Action – Mexico
<b>CARICOM</b>	Caribbean Community
<b>CCE</b>	Business Coordinating Council
<b>CDI</b>	National Commission for the Development of Indigenous Peoples
<b>CEEPS</b>	Center for Private Sector Economic Studies
<b>CEAV</b>	Executive Victim Support Commission
<b>CEIDAS</b>	Center for the Study of Development and Social Services
<b>CENAPRED</b>	National Disaster Prevention Center
<b>CFE</b>	Federal Electric Commission
<b>CIDE</b>	Center for Research and Teaching in Economics
<b>CJEF</b>	Legal Counsel to the President
<b>CJM</b>	Centers for Women’s Justice
<b>CNDH</b>	National Human Rights Commission
<b>CNDHE</b>	State Human Rights Census
<b>CNDHF</b>	Federal Human Rights Census
<b>CNIJE</b>	State Justice Administration Census
<b>CNP</b>	National Productivity Committee
<b>CNPJE</b>	State Justice Prosecution Census
<b>CONABIO</b>	Mexican Commission for the Knowledge and Use of Biodiversity
<b>CONACYT</b>	National Council of Science and Technology
<b>CONAFOR</b>	National Forestry Commission
<b>CONAGO</b>	National Governors Conference
<b>CONAGUA</b>	National Water Commission
<b>CONANP</b>	National Commission on Natural Protected Areas
<b>CONAPO</b>	National Population Council

<b>CONAPRED</b>	National Council for the Prevention of Discrimination
<b>CONAVI</b>	National Housing Commission
<b>CONAVIM</b>	National Commission for Preventing and Eradicating Violence Against Women
<b>CONEVAL</b>	National Council for the Evaluation of Social Development Policy
<b>CPI</b>	City Prosperity Initiative
<b>CTEODS</b>	Specialized Technical Committee on the Sustainable Development Goals
<b>CTESIODM</b>	Specialized Technical Committee for the Millennium Development Goals
<b>DGVOSC</b>	Department of Outreach to Civil Society Organizations
<b>DIF</b>	Family Development Institute
<b>ECLAC</b>	Economic Commission for Latin America and the Caribbean
<b>ENADID</b>	National Demographic Dynamics Study
<b>ENADIS</b>	National Discrimination Study
<b>ENAPEA</b>	National Strategy for the Prevention of Teen Pregnancy
<b>ENAPROCE</b>	National Study on the Productivity and Competitiveness of Micro, Small and Medium-Sized Enterprises
<b>ENCODAT</b>	National Study on the Consumption of Drugs, Alcohol and Tobacco
<b>ENDIREH</b>	National Study on Intra-Family Dynamics
<b>ENI</b>	National Inclusion Strategy
<b>ENIGH</b>	National Study on Household Income and Expenses
<b>ENIM</b>	National Study on Women and Children in Mexico
<b>ENOE</b>	National Study on Jobs and Employment
<b>FCCyT</b>	Science and Technology Consultative Forum
<b>FDI</b>	Foreign Direct Investment
<b>FRA</b>	Global Forest Resources Assessment
<b>GCF</b>	Green Climate Fund
<b>GDP</b>	Gross Domestic Product
<b>GEF</b>	Global Environmental Fund
<b>GIZ</b>	Gesellschaft für Internationale Zusammenarbeit
<b>HLPF</b>	High-Level Political Forum
<b>ICESCR</b>	International Covenant on Economic, Social and Cultural Rights
<b>IDB</b>	Inter-American Development Bank
<b>IDC</b>	International Development Cooperation
<b>IMJUVE</b>	Mexican Youth Institute
<b>INAFED</b>	National Institute for Federalism and Municipal Development
<b>INDESOL</b>	National Institute of Social Development
<b>INECC</b>	National Ecology and Climate Change Institute
<b>INEE</b>	National Institute for the Evaluation of Education
<b>INEGI</b>	National Institute of Statistics and Geography
<b>INFONAVIT</b>	National Workers' Housing Fund Institute
<b>INIFED</b>	National Educational Infrastructure Institute
<b>INMUJERES</b>	National Women's Institute
<b>INSP</b>	National Public Health Institute



<b>LGAMVLV</b>	General Law on the Right of Women to a Violence-Free Life
<b>LGBTI</b>	Lesbian, Gay, Bisexual, Trans, Intersex
<b>LGIMH</b>	General Law on Equality Between Women and Men
<b>LNPP</b>	National Public Policy Lab
<b>MC</b>	Citizens' Movement
<b>MORENA</b>	National Renewal Movement
<b>NDP</b>	National Development Plan
<b>CSO</b>	Civil Society Organization
<b>OECD</b>	Organisation for Economic Cooperation and Development
<b>OPR</b>	Office of the President of the Republic
<b>OSI</b>	Implementation and Follow-Up Agency
<b>PACE</b>	Species Conservation Action Program
<b>PAN</b>	National Action Party
<b>PES</b>	Social Encounter Party
<b>PLANEA</b>	National Plan for the Evaluation of Learning
<b>PRD</b>	Democratic Revolution Party
<b>PRI</b>	Institutional Revolutionary Party
<b>PROCAPTAR</b>	National Rainwater Collection and Green Technology in Rural Areas Program
<b>PRODI</b>	Comprehensive Water and Sanitation Agency Development Plan
<b>PROII</b>	Indigenous Infrastructure Program
<b>PT</b>	Labor Party
<b>REDIM</b>	Mexican Children's Rights Network
<b>RENE</b>	National Emissions Registry
<b>RIF</b>	Tax Incorporation Regime
<b>SAGARPA</b>	Agriculture, Livestock, Fisheries and Food Secretariat
<b>SDG</b>	Sustainable Development Goal
<b>SDSN</b>	Sustainable Development Solutions Network
<b>SE</b>	Secretariat of the Economy
<b>SEDATU</b>	Agrarian, Land and Urban Development Secretariat
<b>SEDESOL</b>	Social Development Secretariat
<b>SEGOB</b>	Interior Secretariat
<b>SEMARNAT</b>	Environmental and Natural Resources Secretariat
<b>SENER</b>	Energy Secretariat
<b>SEP</b>	Public Education Secretariat
<b>SEZ</b>	Special Economic Zones
<b>SHCP</b>	Finance and Public Credit Secretariat
<b>SIPINNA</b>	National System for the Comprehensive Protection of Children and Adolescents
<b>SISI</b>	Comprehensive Social Information System
<b>SNE</b>	National Employment Service
<b>SRE</b>	Foreign Affairs Secretariat
<b>SSA</b>	Health Secretariat

<b>STPS</b>	Labor and Social Welfare Secretariat
<b>UGH</b>	Shared Responsibility Unit
<b>UIA</b>	Ibero-American University
<b>UN</b>	United Nations
<b>UNAM</b>	National Autonomous University of Mexico
<b>UNDP</b>	United Nations Development Programme
<b>UNICEF</b>	United Nations Children's Fund
<b>UNHCR</b>	United Nations High Commissioner for Refugees
<b>VNR</b>	Voluntary National Review
<b>WHO</b>	World Health Organization



The National Governors' Conference (CONAGO) installed the 2030 Agenda Executive Implementation Commission (June 15, 2017). This Commission, coordinated by the state government of Colima, has contributed to implementing the SDGs at the state level. Furthermore, it will foster sharing of experiences, collaborative actions, and the development of monitoring, follow-up and review mechanisms.





Top: The First Ordinary Session of the National Council for the 2030 Agenda for Sustainable Development (May 31, 2018). Middle and bottom: For the drafting of the initial document of the National Strategy for the Implementation of the 2030 Agenda, five regional dialogues were held with civil society organizations –in Mexico City, Colima, Mazatlán, Monterrey and Tuxtla Gutiérrez– in order to introduce the 2030 Agenda and adopt its perspectives, priorities and concerns.

# APPENDIX

# APPENDIX 1

This appendix contains 58 global indicators that Mexico is monitoring on its official SDG platform ([www.agenda2030.mx](http://www.agenda2030.mx)). Some of them, due to their nature, have been disaggregated into more than one indicator.

SDG 1: END POVERTY IN ALL ITS FORMS EVERYWHERE				
INDICATOR	BASELINE	LAST INFORMATION AVAILABLE	UNIT	SOURCE
GOAL 1.1.				
By 2030, eradicate extreme poverty for all people everywhere, currently measured as people living on less than \$1.25 a day				
Indicator 1.1.1. Proportion of population living below the international poverty line, by sex, age, employment status and geographical location (urban/rural)	6.4 2014	N/A	Percentage	CONEVAL, INEGI, ENIGH
GOAL 1.2.				
By 2030, reduce at least by half the proportion of men, women and children of all ages living in poverty in all its dimensions according to national definitions				
Indicator 1.2.1. Proportion of population living below the national poverty line, by sex and age	53.2 2014	N/A	Percentage	CONEVAL, MCS-ENIGH
Indicator 1.2.2. Proportion of men, women and children of all ages living in poverty in all its dimensions according to national definitions	46.2 2014	N/A	Percentage	CONEVAL, MCS-ENIGH
GOAL 1.5.				
By 2030, build the resilience of the poor and those in vulnerable situations and reduce their exposure and vulnerability to climate-related extreme events and other economic, social and environmental shocks and disasters				
Indicator 1.5.1. Number of deaths, missing and directly affected persons attributed to disasters per 100,000 population	2,358.5 2015	4,469.70 2016	Rate per 100,000 inhabitants	SEGOB, CONAPO, CENAPRED



SDG 1: END POVERTY IN ALL ITS FORMS EVERYWHERE				
INDICATOR	BASELINE	LAST INFORMATION AVAILABLE	UNIT	SOURCE
GOAL 1.A.				
Ensure significant mobilization of resources from a variety of sources, including through enhanced development cooperation, in order to provide adequate and predictable means for developing countries, in particular least developed countries, to implement programmes and policies to end poverty in all its dimensions				
Indicator 1.a.2. Proportion of total government spending on essential services (education, health and social protection)	38.0	36.2	Percentage	SHCP
	2015	2016		

SDG 2: END HUNGER, ACHIEVE FOOD SECURITY AND IMPROVED NUTRITION AND PROMOTE SUSTAINABLE AGRICULTURE				
INDICATOR	BASELINE	LAST INFORMATION AVAILABLE	UNIT	SOURCE
GOAL 2.1.				
By 2030, end hunger and ensure access by all people, in particular the poor and people in vulnerable situations, including infants, to safe, nutritious and sufficient food all year round				
Indicator 2.1.2. Prevalence of moderate or severe food insecurity in the population, based on the Food Insecurity Experience Scale (FIES)	23.4	N/A	Percentage	CONEVAL
	2014			

SDG 3: ENSURE HEALTHY LIVES AND PROMOTE WELL-BEING FOR ALL AT ALL AGES				
INDICATOR	BASELINE	LAST INFORMATION AVAILABLE	UNIT	SOURCE
GOAL 3.1.				
By 2030, reduce the global maternal mortality ratio to less than 70 per 100,000 live births				
Indicator 3.1.1. Maternal mortality ratio	34.6	N/A	Maternal deaths per 100,000 live births	SSA, DGIS
	2015			
Indicator 3.1.2. Proportion of births attended by skilled health personnel	98.2	98.0	Percentage	SSA, DGIS
	2015	2016		
GOAL 3.2.				
By 2030, end preventable deaths of newborns and children under 5 years of age, with all countries aiming to reduce neonatal mortality to at least as low as 12 per 1,000 live births and under-five mortality to at least as low as 25 per 1,000 live births				
Indicator 3.2.1. Mortality rate, under-5	15.1	N/A	Mortality rate, under-5 (per 1,000 live births)	SSA, DGIS
	2015			

SDG 3: ENSURE HEALTHY LIVES AND PROMOTE WELL-BEING FOR ALL AT ALL AGES				
INDICATOR	BASELINE	LAST INFORMATION AVAILABLE	UNIT	SOURCE
GOAL 3.3.				
By 2030, end the epidemics of AIDS, tuberculosis, malaria and neglected tropical diseases and combat hepatitis, water-borne diseases and other communicable diseases				
Indicator 3.3.3. Incidence of malaria per 1,000 population	0.4	N/A	Per 100,000 inhabitants	SSA, CENAPRECE
	2015			
GOAL 3.7.				
By 2030, ensure universal access to sexual and reproductive health-care services, including for family planning, information and education, and the integration of reproductive health into national strategies and programmes				
Indicator 3.7.1. Proportion of women of reproductive age (aged 15–49 years) who have their need for family planning satisfied with modern methods	81.56	N/A	Percentage	CONAPO, ENADID
	2014			
Indicator 3.7.2.a. Adolescent birth rate (aged 10–14 years) per 1,000 women in that age group	1.6	1.6	Number of births per 1,000 women in this age group	CONAPO, INEGI
	2015	2016		
Indicator 3.7.2.b. Adolescent birth rate (aged 15–19 years) per 1,000 women in that age group	65.5	65.4	Number of births per 1,000 women in this age group	CONAPO
	2015	2016		

SDG 4: ENSURE INCLUSIVE AND EQUITABLE QUALITY EDUCATION AND PROMOTE LIFELONG LEARNING OPPORTUNITIES FOR ALL				
INDICATOR	BASELINE	LAST INFORMATION AVAILABLE	UNIT	SOURCE
GOAL 4.4.				
By 2030, substantially increase the number of youth and adults who have relevant skills, including technical and vocational skills, for employment, decent jobs and entrepreneurship				
Indicator 4.4.1. Proportion of youth and adults with information and communications technology (ICT) skills, by type of skill:				
Copy files from one folder to another	35.7	N/A	Percentage	ITF
	2016			
Create text files	38.0			
	2016			
Create spreadsheets	25.6			
	2016			
Create presentations	31.0			
	2016			

SDG 4: ENSURE INCLUSIVE AND EQUITABLE QUALITY EDUCATION AND PROMOTE LIFELONG LEARNING OPPORTUNITIES FOR ALL				
INDICATOR	BASELINE	LAST INFORMATION AVAILABLE	UNIT	SOURCE
GOAL 4.4.				
By 2030, substantially increase the number of youth and adults who have relevant skills, including technical and vocational skills, for employment, decent jobs and entrepreneurship				
Indicator 4.4.1. Proportion of youth and adults with information and communications technology (ICT) skills, by type of skill:				
Create / use databases	23.5	N/A	Percentage	ITF
	2016			
Download content from the internet (music, videos, documents, etc.)	40.3			
	2016			
Send and receive emails	35.4			
	2016			
Install accessories (printers, projectors, etc.)	21.5			
	2016			

SDG 5: ACHIEVE GENDER EQUALITY AND EMPOWER ALL WOMEN AND GIRLS				
INDICATOR	BASELINE	LAST INFORMATION AVAILABLE	UNIT	SOURCE
GOAL 5.1.				
End all forms of discrimination against all women and girls everywhere				
Indicator 5.1.1. Whether or not legal frameworks are in place to promote, enforce and monitor equality and non-discrimination on the basis of sex	68.8	75.0	Percentage	INMUJERES, SCJN
	2015	2016		
GOAL 5.2.				
Eliminate all forms of violence against all women and girls in the public and private spheres, including trafficking and sexual and other types of exploitation				
Indicator 5.2.1.a. Proportion of ever-partnered women and girls aged 15 years and older subjected to physical, sexual or psychological violence by a current or former intimate partner in the previous 12 months, by form of violence and by state	24.7	N/A	Percentage of women who suffered at least one incident of physical, sexual or emotional violence	INEGI, ENDIREH
	2011			
Indicator 5.2.1.b. Proportion of ever-partnered women and girls aged 15 years and older subjected to physical, sexual or psychological violence by a current or former intimate partner in the previous 12 months, by form of violence and by age	28.1	N/A	Percentage of women who suffered at least one incident of physical, sexual or emotional violence	INEGI, ENDIREH
	2011			



SDG 5: ACHIEVE GENDER EQUALITY AND EMPOWER ALL WOMEN AND GIRLS				
INDICATOR	BASELINE	LAST INFORMATION AVAILABLE	UNIT	SOURCE
<b>GOAL 5.2.</b>				
Eliminate all forms of violence against all women and girls in the public and private spheres, including trafficking and sexual and other types of exploitation				
Indicator 5.2.2.a. Proportion of women and girls aged 15 years and older subjected to sexual violence by persons other than an intimate partner in the previous 12 months, by state and place of occurrence	15.2	N/A	Percentage of women who suffered at least one incident	INEGI, ENDIREH
	2011			
Indicator 5.2.2.b. Proportion of women and girls aged 15 years and older subjected to sexual violence by persons other than an intimate partner in the previous 12 months, by age and place of occurrence	19.4	N/A	Percentage of women who suffered at least one incident	INEGI, ENDIREH
	2011			
<b>GOAL 5.3.</b>				
Eliminate all harmful practices, such as child, early and forced marriage and female genital mutilation				
Indicator 5.3.1. Proportion of women aged 20–24 years who were married or in a union				
Before age 15	3.7	N/A	Percentage	INEGI, ENADID
	2014			
Before age 18	21.4			
	2014			
<b>GOAL 5.5.</b>				
Ensure women's full and effective participation and equal opportunities for leadership at all levels of decision making in political, economic and public life				
Indicator 5.5.1.a. Proportion of seats held by women in the Chamber of Deputies	39.8	42.4	Percentage	Chamber of Deputies
	2015	2016		
Indicator 5.5.1.b. Proportion of governorships held by women	3.125	3.125	Percentage	CONAGO
	2015	2016		
Indicator 5.5.1.c. Proportion of judgeships held by women	41.1	N/A	Percentage	INEGI-State Justice Administration Census
	2015			
Indicator 5.5.1.d. Proportion of mayoralties held by women	9.43	14.18	Percentage	INMUJERES, Mexican Observatory on Political Participation by Women
	2015	2016		
Indicator 5.5.2. Proportion of women in managerial positions	34.0	36.1	Percentage	INEGI, ENOE
	2015	2016		

SDG 5: ACHIEVE GENDER EQUALITY AND EMPOWER ALL WOMEN AND GIRLS				
INDICATOR	BASELINE	LAST INFORMATION AVAILABLE	UNIT	SOURCE
GOAL 5.B.				
Enhance the use of enabling technology, in particular information and communications technology, to promote the empowerment of women				
Indicator 5.b.1. Proportion of individuals who own a mobile telephone, by sex				
Men	49.1	N/A	Percentage	INEGI, ENDUTIH
	2015			
Women	50.9			
	2015			

SDG 6: ENSURE AVAILABILITY AND SUSTAINABLE MANAGEMENT OF WATER AND SANITATION FOR ALL				
INDICATOR	BASELINE	LAST INFORMATION AVAILABLE	UNIT	SOURCE
GOAL 6.3.				
By 2030, improve water quality by reducing pollution, eliminating dumping and minimizing release of hazardous chemicals and materials, halving the proportion of untreated wastewater and substantially increasing recycling and safe reuse globally				
Indicator: 6.3.1. Proportion of wastewater safely treated				
	42.870	N/A	Percentage	SEMARNAT
	2015			

SDG 7: ENSURE ACCESS TO AFFORDABLE, RELIABLE, SUSTAINABLE AND MODERN ENERGY FOR ALL				
INDICATOR	BASELINE	LAST INFORMATION AVAILABLE	UNIT	SOURCE
GOAL 7.1.				
By 2030, ensure universal access to affordable, reliable and modern energy services				
Indicator 7.1.1. Proportion of population with access to electricity				
	98.5	98.6	Percentage	CFE
	2015	2017		
GOAL 7.2.				
By 2030, increase substantially the share of renewable energy in the global energy mix				
Indicator 7.2.1. Renewable energy share in the total final energy consumption				
	8.8	8.6	Percentage	SENER
	2015	2016		
GOAL 7.3.				
By 2030, double the global rate of improvement in energy efficiency				
Indicator 7.3.1. Energy intensity measured in terms of primary energy and GDP				
	360.3	366.9	Kilojoules per peso of GDP	SENER, INEGI, BIE
	2015	2016		

SDG 8: PROMOTE SUSTAINED, INCLUSIVE AND SUSTAINABLE ECONOMIC GROWTH, FULL AND PRODUCTIVE EMPLOYMENT AND DECENT WORK FOR ALL				
INDICATOR	BASELINE	LAST INFORMATION AVAILABLE	UNIT	SOURCE
<b>GOAL 8.2.</b>				
Achieve higher levels of economic productivity through diversification, technological upgrading and innovation, including through a focus on high-value added and labour-intensive sectors				
Indicator 8.2.1. Annual growth rate of real GDP per employed person	-2.4 2015	2.4 2016	Percentage	STPS
<b>GOAL 8.3.</b>				
Promote development-oriented policies that support productive activities, decent job creation, entrepreneurship, creativity and innovation, and encourage the formalization and growth of micro-, small- and medium-sized enterprises, including through access to financial services				
Indicator 8.3.1. Proportion of informal employment in non-agriculture employment, by sex	53.0 2015	52.5 2016	Percentage	INEGI, STPS
<b>GOAL 8.5.</b>				
By 2030, achieve full and productive employment and decent work for all women and men, including for young people and persons with disabilities, and equal pay for work of equal value				
Indicator 8.5.2 Unemployment rate, by sex, age and persons with disabilities	4.3 2015	3.9 2016	Percentage	STPS
<b>GOAL 8.7.</b>				
Take immediate and effective measures to eradicate forced labour, end modern slavery and human trafficking and secure the prohibition and elimination of the worst forms of child labour, including recruitment and use of child soldiers, and by 2025 end child labour in all its forms				
Indicator 8.7.1. Proportion and number of children aged 5–17 years engaged in child labour, by sex and age	7.5 2015	N/A	Percentage	INEGI, STPS
<b>GOAL 8.8.</b>				
Protect labour rights and promote safe and secure working environments for all workers, including migrant workers, in particular women migrants, and those in precarious employment				
Indicator 8.8.1. Frequency rates of fatal and non-fatal occupational injuries, by sex and migrant status	2.5 2015	2.2 2016	Percentage	STPS
<b>GOAL 8.10.</b>				
Strengthen the capacity of domestic financial institutions to encourage and expand access to banking, insurance and financial services for all				
Indicator 8.10.1.a. Number of commercial bank branches per 100,000 adults	14.0 2014	N/A	Rate per 100,000 adults	IMF



**SDG 8: PROMOTE SUSTAINED, INCLUSIVE AND SUSTAINABLE ECONOMIC GROWTH,  
FULL AND PRODUCTIVE EMPLOYMENT AND DECENT WORK FOR ALL**

INDICATOR	BASELINE	LAST INFORMATION AVAILABLE	UNIT	SOURCE
<b>GOAL 8.10.</b>				
Strengthen the capacity of domestic financial institutions to encourage and expand access to banking, insurance and financial services for all				
Indicator 8.10.1.b. Number of automated teller machines (ATMs) per 100,000 adults	50.7 2015	N/A	Rate per 100,000 adults	IMF
Indicator 8.10.2. Proportion of adults (15 years and older) with an account at a bank or other financial institution or with a mobile-money-service provider	39.13 2014	N/A	Percentage	World Bank

**SDG 9: BUILD RESILIENT INFRASTRUCTURE, PROMOTE INCLUSIVE  
AND SUSTAINABLE INDUSTRIALIZATION AND FOSTER INNOVATION**

INDICATOR	BASELINE	LAST INFORMATION AVAILABLE	UNIT	SOURCE
<b>GOAL 9.2.</b>				
Promote inclusive and sustainable industrialization and, by 2030, significantly raise industry's share of employment and gross domestic product, in line with national circumstances, and double its share in least developed countries				
Indicator 9.2.2. Manufacturing employment as a proportion of total, by sex				
Men	16.4 2015	16.5 2016	Percentage	INEGI, STPS
Women	15.5 2015	15.9 2016		
<b>GOAL 9.4.</b>				
By 2030, upgrade infrastructure and retrofit industries to make them sustainable, with increased resource-use efficiency and greater adoption of clean and environmentally sound technologies and industrial processes, with all countries taking action in accordance with their respective capabilities				
Indicator 9.4.1. CO <sub>2</sub> emission per unit of value added	0.326 2013	N/A	Kilograms per dollar	SEMARNAT, INECC, Department of Low Carbon Development Models, INEGI, National Accounting System of Mexico

### SDG 9: BUILD RESILIENT INFRASTRUCTURE, PROMOTE INCLUSIVE AND SUSTAINABLE INDUSTRIALIZATION AND FOSTER INNOVATION

INDICATOR	BASELINE	LAST INFORMATION AVAILABLE	UNIT	SOURCE
<b>GOAL 9.5.</b>				
Enhance scientific research, upgrade the technological capabilities of industrial sectors in all countries, in particular developing countries, including, by 2030, encouraging innovation and substantially increasing the number of research and development workers per 1 million people and public and private research and development spending				
Indicator 9.5.1. Research and development expenditure as a proportion of GDP	0.53 2015	0.51 2016	Percentage	CONACYT, ESIDET
Indicator 9.5.2. Researchers (in full-time equivalent) per million inhabitants	362.2 2015	365.0 2016		

### SDG 11: MAKE CITIES AND HUMAN SETTLEMENTS INCLUSIVE, SAFE, RESILIENT AND SUSTAINABLE

INDICATOR	BASELINE	LAST INFORMATION AVAILABLE	UNIT	SOURCE
<b>GOAL 11.5.</b>				
By 2030, significantly reduce the number of deaths and the number of people affected and substantially decrease the direct economic losses relative to global gross domestic product caused by disasters, including water-related disasters, with a focus on protecting the poor and people in vulnerable situations				
Indicator 11.5.1. Number of deaths, missing and directly affected persons attributed to disasters per 100,000 population	2,358.5 2015	4,469.7 2016	Rate per 100,000 inhabitants	SEGOB, CONAPO, CENAPRED

### SDG 13: TAKE URGENT ACTION TO COMBAT CLIMATE CHANGE AND ITS IMPACTS

INDICATOR	BASELINE	LAST INFORMATION AVAILABLE	UNIT	SOURCE
<b>GOAL 13.1.</b>				
Strengthen resilience and adaptive capacity to climate-related hazards and natural disasters in all countries				
Indicator 13.1.1. Number of deaths, missing persons and directly affected persons attributed to disasters per 100,000 population	2,358.5 2015	4,469.7 2016	Rate per 100,000 inhabitants	SEGOB, CONAPO, CENAPRED

SDG 14: CONSERVE AND SUSTAINABLY USE THE OCEANS, SEAS AND MARINE RESOURCES FOR SUSTAINABLE DEVELOPMENT				
INDICATOR	BASELINE	LAST INFORMATION AVAILABLE	UNIT	SOURCE
GOAL 14.5.				
By 2020, conserve at least 10 per cent of coastal and marine areas, consistent with national and international law and based on the best available scientific information				
Indicator 14.5.1. Coverage of protected areas in relation to marine areas	1.54	1.54	Percentage	SEMARNAT
	2015	2016		
GOAL 14.A.				
Increase scientific knowledge, develop research capacity and transfer marine technology, taking into account the Intergovernmental Oceanographic Commission Criteria and Guidelines on the Transfer of Marine Technology, in order to improve ocean health and to enhance the contribution of marine biodiversity to the development of developing countries, in particular small island developing States and least developed countries				
Indicator 14.a.1. Proportion of total research budget allocated to research in the field of marine technology	0.2	0.4	Percentage	CONACYT
	2015	2016		

SDG 15: PROTECT, RESTORE AND PROMOTE SUSTAINABLE USE OF TERRESTRIAL ECOSYSTEMS, SUSTAINABLY MANAGE FORESTS, COMBAT DESERTIFICATION, AND HALT AND REVERSE LAND DEGRADATION AND HALT BIODIVERSITY LOSS				
INDICATOR	BASELINE	LAST INFORMATION AVAILABLE	UNIT	SOURCE
GOAL 15.1.				
By 2020, ensure the conservation, restoration and sustainable use of terrestrial and inland freshwater ecosystems and their services, in particular forests, wetlands, mountains and drylands, in line with obligations under international agreements				
Indicator 15.1.1. Forest area as a proportion of total land area	33.78628	N/A	Percentage	SEMARNAT
	2011			
Indicator 15.1.2. Proportion of important sites for terrestrial and freshwater biodiversity that are covered by protected areas, by ecosystem type	10.6498	10.5490	Percentage	SEMARNAT
	2015	2016		
GOAL 15.5.				
Take urgent and significant action to reduce the degradation of natural habitats, halt the loss of biodiversity and, by 2020, protect and prevent the extinction of threatened species				
Indicator 15.5.1. Red List Index				
Algae	0.041	N/A	Percentage	SEMARNAT
	2010			
Amphibians	50.919	N/A	Percentage	SEMARNAT
	2010			
Birds	35.315	N/A	Percentage	SEMARNAT
	2010			



SDG 15: PROTECT, RESTORE AND PROMOTE SUSTAINABLE USE OF TERRESTRIAL ECOSYSTEMS, SUSTAINABLY MANAGE FORESTS, COMBAT DESERTIFICATION, AND HALT AND REVERSE LAND DEGRADATION AND HALT BIODIVERSITY LOSS				
INDICATOR	BASELINE	LAST INFORMATION AVAILABLE	UNIT	SOURCE
<b>GOAL 15.5.</b>				
Take urgent and significant action to reduce the degradation of natural habitats, halt the loss of biodiversity and, by 2020, protect and prevent the extinction of threatened species				
Indicator 15.5.1. Red List Index				
Bryophytes	0.371 2010	N/A	Percentage	SEMARNAT
Gymnosperms and Angiosperms	3.626 2010			
Fungi	1.028 2010			
Invertebrates	ND 2010			
Mammals	52.338 2010			
Fish	7.333 2010			
Pteridophytes	2.609 2010			
Reptiles	50.056 2010			

SDG 16: PROMOTE PEACEFUL AND INCLUSIVE SOCIETIES FOR SUSTAINABLE DEVELOPMENT, PROVIDE ACCESS TO JUSTICE FOR ALL AND BUILD EFFECTIVE, ACCOUNTABLE AND INCLUSIVE INSTITUTIONS AT ALL LEVELS				
INDICATOR	BASELINE	LAST INFORMATION AVAILABLE	UNIT	SOURCE
<b>GOAL 16.1.</b>				
Significantly reduce all forms of violence and related death rates everywhere				
Indicator 16.1.1 Number of victims of intentional homicide per 100,000 population, by sex and age	17.2 2015	N/A	Cases per 100,000 inhabitants	INEGI, CONAPO
<b>GOAL 16.6.</b>				
Develop effective, accountable and transparent institutions at all levels				
Indicator 16.6.1. Primary government expenditures as a proportion of original approved budget, by sector (or by budget codes or similar)	108.0 2015	116.2 2016	Percentage	SHCP

SDG 17: STRENGTHEN THE MEANS OF IMPLEMENTATION AND REVITALIZE THE GLOBAL PARTNERSHIP FOR SUSTAINABLE DEVELOPMENT				
INDICATOR	BASELINE	LAST INFORMATION AVAILABLE	UNIT	SOURCE
<b>GOAL 17.1.</b>				
Strengthen domestic resource mobilization, including through international support to developing countries, to improve domestic capacity for tax and other revenue collection				
Indicator 17.1.1. Total government revenue as a proportion of GDP, by source	23.4 2015	24.8 2016	Percentage	SHCP
Indicator 17.1.2. Proportion of domestic budget funded by domestic taxes	48.4 2015	50.8 2016		
<b>GOAL 17.3.</b>				
Mobilize additional financial resources for developing countries from multiple sources				
Indicator 17.3.2. Volume of remittances (in United States dollars) as a proportion of total GDP	1.9 2015/I	2.6 2017/I	Percentage	BANXICO, INEGI
<b>GOAL 17.4.</b>				
Assist developing countries in attaining long-term debt sustainability through coordinated policies aimed at fostering debt financing, debt relief and debt restructuring, as appropriate, and address the external debt of highly indebted poor countries to reduce debt distress				
Indicator 17.4.1 Debt service as a proportion of exports of goods and services	9.2 2015	11.2 2016	Percentage	SHCP
<b>GOAL 17.6.</b>				
Enhance North-South, South-South and triangular regional and international cooperation on and access to science, technology and innovation and enhance knowledge sharing on mutually agreed terms, including through improved coordination among existing mechanisms, in particular at the United Nations level, and through a global technology facilitation mechanism				
Indicator 17.6.2. Fixed internet broadband subscriptions per 100 inhabitants, by speed				
Between 256 Kbps and 2 Mbps	0.4570 2015/I	0.5552 2016/IV	Rate per 100 inhabitants	IFT
Between 2 Mbps and 10 Mbps	9.3879 2015/I	2.2513 2016/IV		
10 Mbps or higher	1.2690 2015/I	10.4494 2016/IV		
<b>GOAL 17.8.</b>				
Fully operationalize the technology bank and science, technology and innovation capacity-building mechanism for least developed countries by 2017 and enhance the use of enabling technology, in particular information and communications technology				
Indicator 17.8.1. Proportion of individuals using the internet	57.43 2015	59.54 2016	Percentage	IFT

**SDG 17: STRENGTHEN THE MEANS OF IMPLEMENTATION AND REVITALIZE THE GLOBAL PARTNERSHIP FOR SUSTAINABLE DEVELOPMENT**

INDICATOR	BASELINE	LAST INFORMATION AVAILABLE	UNIT	SOURCE
<b>GOAL 17.8.</b>				
Fully operationalize the technology bank and science, technology and innovation capacity-building mechanism for least developed countries by 2017 and enhance the use of enabling technology, in particular information and communications technology				
Indicator 17.8.1.a Proportion of individuals using the internet, inside or outside the home				
Inside the home	40.74	47.31	Percentage	IFT
	2015	2016		
Outside the home	16.69	12.23		
	2015	2016		



# APPENDIX 2

## INTRODUCTION

In its 2016 Voluntary National Review, Mexico stated that “local authorities contribute to guaranteeing the affordability and accessibility of services, starting with the smallest units of government and those in remote regions. It is in these places that the implementation of the 2030 Agenda becomes most important in ending the cycle of poverty and inequality and promoting economic growth and the sustainable management of natural resources.”<sup>1</sup> Converting the 2030 Agenda’s projections into a reality requires an ambitious effort in which the Sustainable Development Goals (SDGs) should be seen holistically rather than in isolation, horizontally encompassing different sectors of society and vertically encompassing different levels of government.

Horizontal mainstreaming implies establishing coordination mechanisms between government, civil society, academia and the private sector to co-create and take shared responsibility for the country’s sustainable development policies. This is crucial, given that the problems the country needs to solve have many causes and unequal effects. As such, no single actor is able to diagnose and resolve them in isolation.

With regard to vertical mainstreaming, it is necessary to recognize that sustainable development is achieved at the local level and that understanding different contexts is key to conducting an appropriate diagnostic regarding the actions to be undertaken. It is therefore important to involve subnational governments together with the federal government so that they share the responsibility for providing citizens with goods and services. Metropolitan areas also play an important role. The actions taken in metropolitan areas to reach the SDGs have a major potential impact on na-

1 Office of the President of the Republic and the United Nations Development Programme, “Mexico’s Voluntary National Review for the High-Level Political Forum on Sustainable Development,” 2016.

tional progress. Monitoring at the subnational level is therefore essential, as understanding the status of the SDGs in a state or municipality can drive local authorities to take action and implement policies focused on advancing towards the implementation of the 2030 Agenda.

The 2030 Agenda also implies an emphasis on results, which requires information so that the proper diagnostics can be made and progress towards the Sustainable Development Goals can be monitored. Consequently, it is fundamental to not only build the capacity to gather information at the federal level, but also at subnational levels, involving state and municipal governments in its collection, analysis and use.

The National Public Policy Lab (LNPP)<sup>2</sup> of the Center for Research and Teaching in Economics (CIDE) has carried out two SDG monitoring programs at the subnational level in Mexico: the Guanajuato Observatory 2040, conducted on behalf of the state government of Guanajuato; and the City Sustainability Index, financed by Citibanamex and conducted in collaboration with the Mexican Competitiveness Institute and the Mario Molina Center.<sup>3</sup> The data contained in this appendix is the result of these two projects and represent a partnership between academia, a subnational government, a private sector enterprise and non-governmental organizations.

## SELECTION OF INDICATORS

The indicators included in this appendix were selected in accordance with a series of criteria. The most important was that they match the global indicators or the official national indicators defined by the CTEODS. Of these, indicators were selected that are monitored periodically, preferably using national statistics tools, and that can be disaggregated at the state or municipal level. Finally, the indicators selected were complemented with other, non-official indicators that provide crucial information to complement the subnational SDG outlook. Together, the indicators presented herein pro-

2 The LNPP is the Mexico's premier social sciences laboratory, as well as a center specialized in data science, behavioral science and collective intelligence. It is oriented towards solving social problems through applied research, collective decision-making and the development of human resources.

3 The results of these projects and the indicators they generated can be found at the following web addresses: <http://observatorio.guanajuato.gob.mx/extensions/plangto/index.html> and <http://lnpp.cide.edu/indicedeciudadessostenibles2018>.

vide information on each SDG and focus on showing subnational variations in terms of development.

The following table lists the indicators included in this subnational report and their total or partial correspondence with the 2030 Agenda's global indicators.

SDG	INDICATOR	CORRESPONDS TO A GLOBAL INDICATOR	LEVEL OF DISAGGREGATION
1	Lack of access to social security	No	Metropolitan Area
1	Percentage of the population that lacks access to social security	Yes	State
1	Percentage of the population living in poverty	Yes	State and Metropolitan Area
1	Percentage of the population living in extreme poverty	Yes	State and Metropolitan Area
2	Food insecurity	Yes	Metropolitan Area
2	Population with income lower than the minimum standard of living	No	Metropolitan Area
2	Percentage of the population facing food insecurity	Yes	State
2	Percentage of children under the age of five who are underweight	Yes	State
3	Infant mortality	Yes	Metropolitan Area
3	Maternal mortality	Yes	State and Metropolitan Area
3	Under-five mortality rate	Yes	State
3	Suicide rate	Yes	Metropolitan Area
4	Average educational level of the population age 15 and above	No	Metropolitan Area
4	Women who study	No	Metropolitan Area
4	Literate population age 15 and above	Yes	State
4	Population between the ages of 3 and 14 that attends school	Yes	Metropolitan Area
4	Average PLANEA score	No	State
4	Net preschool enrollment rate (age 3 to 5)	Yes	State
4	Net middle school enrollment rate (age 12 to 14)	No	State
5	Labor equity	No	Metropolitan Area
5	Wage equity	No	Metropolitan Area
5	Women in municipal governments	Yes	Metropolitan Area
5	Labor force participation rate of women	No	State
5	Prevalence of violence against married or partnered women age 15 and above by their partner in the last 12 months	Yes	State
5	Prevalence of violence against women age 15 and above throughout their lives	No	State
5	Proportion of women occupying mayoralties by state	Yes	State
5	Teenage pregnancy rate	Yes	Metropolitan Area



SDG	INDICATOR	CORRESPONDS TO A GLOBAL INDICATOR	LEVEL OF DISAGGREGATION
5	Unremunerated work performed by men and women	Yes	State
6	Population with access to running water	Yes	Metropolitan Area
6	Population with access to sewage and basic sanitation services	Yes	State
6	Percentage of wastewater treated	Yes	State and Metropolitan Area
7	Energy intensity	Yes	Metropolitan Area
7	Proportion of the population with access to electricity	Yes	State
7	Households utilizing solar energy	No	State and Metropolitan Area
8	Access to financial services	No	Metropolitan Area
8	Real GDP growth	Yes	State
8	Unemployment	Yes	Metropolitan Area
8	Economic diversification	No	Metropolitan Area
8	Formal sector employment	No	Metropolitan Area
8	Informal sector employment rate, age 15 and above	No	State
9	Cellular service access	Yes	Metropolitan Area
9	Members of the National System of Researchers per thousand inhabitants	Yes	State
9	The industrial sector's share of the GDP, by state (2008 prices)	Yes	State
9	Percentage of households with Internet	No	State
9	Budget for science and technology at the state level	No	State
10	Wage inequality	No	Metropolitan Area
10	Gini coefficient	No	Metropolitan Area
10	Per capita GDP, adjusted for the Gini coefficient	No	State
11	Per capita green space	Yes	Metropolitan Area
11	Air quality	No	Metropolitan Area
11	Growth of urban sprawl	No	Metropolitan Area
11	Emissions of suspended particles	Yes	State
11	Low-income population with access to public transportation	Yes	Metropolitan Area
11	Percentage of the population lacking basic housing services	Yes	State
11	Percentage of the population without access to quality and sufficient living space	Yes	State
11	Budget for non-motorized transport	No	Metropolitan Area
11	Modal share	Yes	Metropolitan Area
12	Generation of solid waste per capita	No	Metropolitan Area
12	Regulatory framework for the comprehensive management of solid waste	No	Metropolitan Area
12	Daily collection of solid waste per capita	No	State
12	Households that separate their waste	No	State
13	Share of national carbon monoxide emissions	No	State
13	Climate action programs	Yes	Metropolitan Area

SDG	INDICATOR	CORRESPONDS TO A GLOBAL INDICATOR	LEVEL OF DISAGGREGATION
14	Percentage of the Federal Maritime Zone set aside for conservation	Yes	State
15	State biodiversity strategies	No	Metropolitan Area
15	Existence of forests and jungles	No	State
15	Loss of virgin forest and jungle	No	State
15	Percentage of the state's surface area set aside for federal Protected Natural Areas	Yes	State
15	Protection of key ecosystems	Yes	Metropolitan Area
16	Open Government Index	No	State
16	Municipal Budget Transparency Index	No	Metropolitan Area
16	Transparency Metric	No	State
16	Number of judges per 100,000 inhabitants	No	State
16	State and municipal police per 100,000 inhabitants	No	State
16	Homicide rate per 100,000 inhabitants	Yes	State
16	Homicide rate	Yes	Metropolitan Area
16	Rate of people age 18 and up who feel their neighborhood or town is unsafe, per 100,000 inhabitants	Yes	State
17	Financial dependence	No	State and Metropolitan Area
17	Number of international development cooperation projects per state	No	State
17	Share of total exports, by state	No	State

## SDG 1 – NO POVERTY

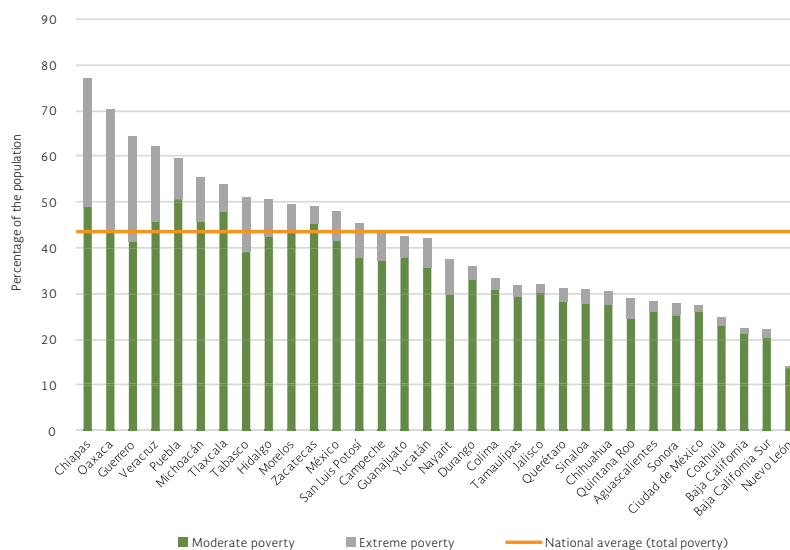
Mexico was one of the countries that promoted the multidimensional measurement of poverty in the process of defining the SDGs. Along with income, the domestic definition of poverty analyzes six other social shortfalls: lack of educational, access to health services, access to social security, quality and sufficient living space (which refers to housing materials and overcrowding), basic housing services (which refers to access to water, drainage, power and the type of fuel used for cooking) and access to food. Individuals are considered to be living in poverty when their income is enough to cover their food and non-food needs but they suffer from at least one social shortfall, and to be living in extreme poverty when their income is enough to cover their food needs but they suffer from three or more social shortfalls.<sup>4</sup>

<sup>4</sup> CONEVAL, "Pobreza en México," retrieved May 16, 2018, <https://www.coneval.org.mx/Medicion/Paginas/Pobrezalnicio.aspx>.

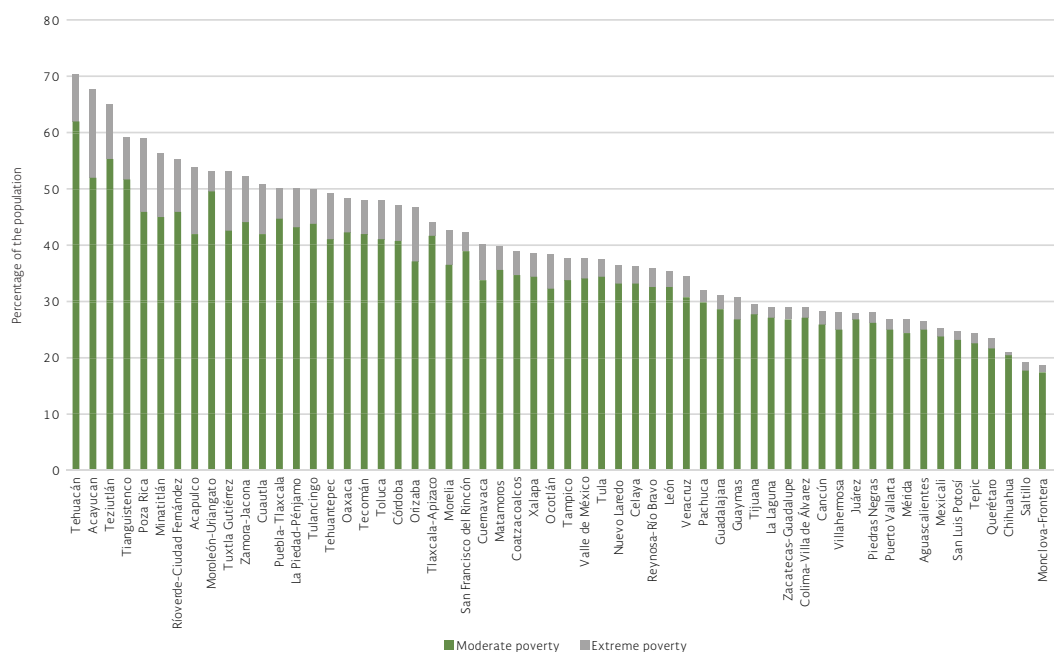
## PERCENTAGE OF THE POPULATION LIVING IN POVERTY (MODERATE AND EXTREME)

### STATE INDICATORS<sup>5</sup>

- Metropolitan areas have a smaller population living in poverty than the states in which they are located.



### METROPOLITAN AREA INDICATORS<sup>6</sup>



5 CONEVAL, "Anexo Estadístico pobreza 2016," 2016, [https://www.coneval.org.mx/Medicion/MP/Paginas/AE\\_pobreza\\_2016.aspx](https://www.coneval.org.mx/Medicion/MP/Paginas/AE_pobreza_2016.aspx).

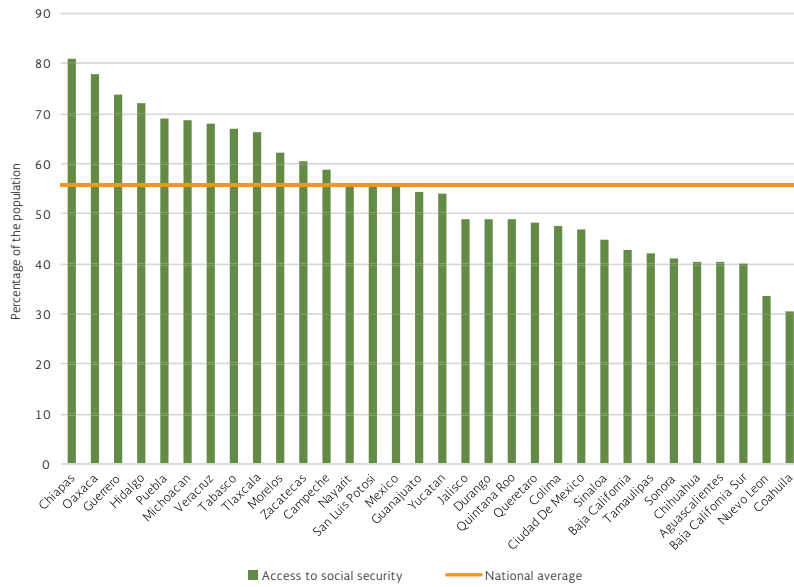
6 CONEVAL, "Anexo estadístico de la pobreza a nivel municipio 2010 y 2015", 2015, [https://www.coneval.org.mx/Medicion/Paginas/AE\\_pobreza\\_municipal.aspx](https://www.coneval.org.mx/Medicion/Paginas/AE_pobreza_municipal.aspx).



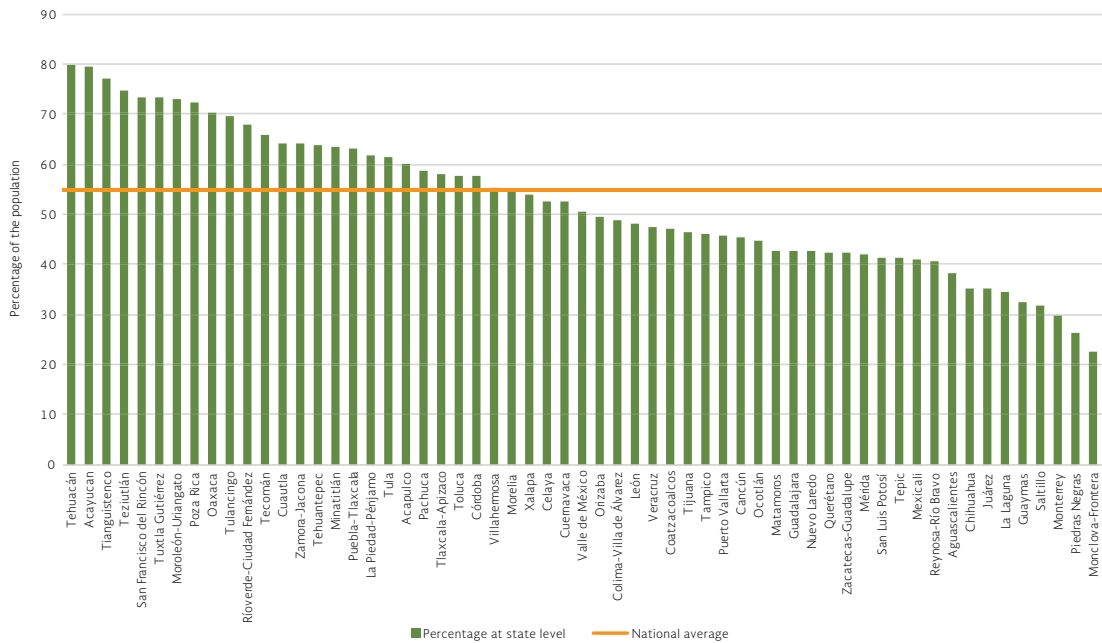
## PERCENTAGE OF THE POPULATION THAT LACKS ACCESS TO SOCIAL SECURITY

### STATE INDICATORS<sup>7</sup>

- Lack of access to social security is less prevalent in metropolitan areas than in the states in which they are located.



### METROPOLITAN AREA INDICATORS<sup>8</sup>



7 CONEVAL.

8 CONEVAL.

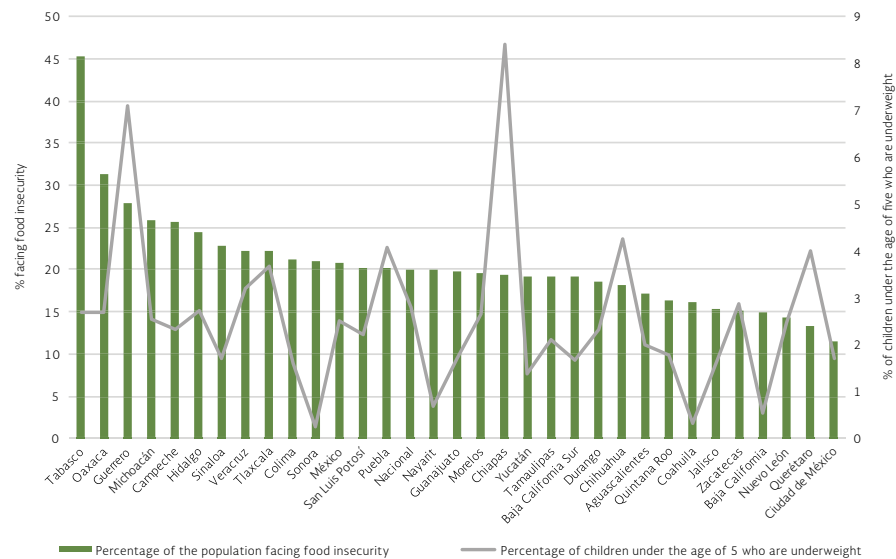
## SDG 2 – ZERO HUNGER

Food insecurity is one of the components of the multidimensional measurement of poverty used in Mexico. It is measured using the Mexican Food Security Scale, which takes into account the variety of food consumed, whether individuals have skipped a meal, or whether they have suffered from hunger.<sup>9</sup>

### STATE INDICATORS

#### PERCENTAGE OF THE POPULATION FACING FOOD INSECURITY AND OF CHILDREN UNDER THE AGE OF FIVE WHO ARE UNDERWEIGHT<sup>10</sup>

- The states with the highest percentage of population facing food insecurity do not directly correspond to the states with the highest percentage of underweight children under the age of five. In Tabasco, for example, 45% of the population faces food insecurity, but it is below the national average for underweight children under the age of five. Chiapas, in turn, is below the national average in terms of the population facing food insecurity, but it is the state with the highest percentage of underweight children under the age of five.



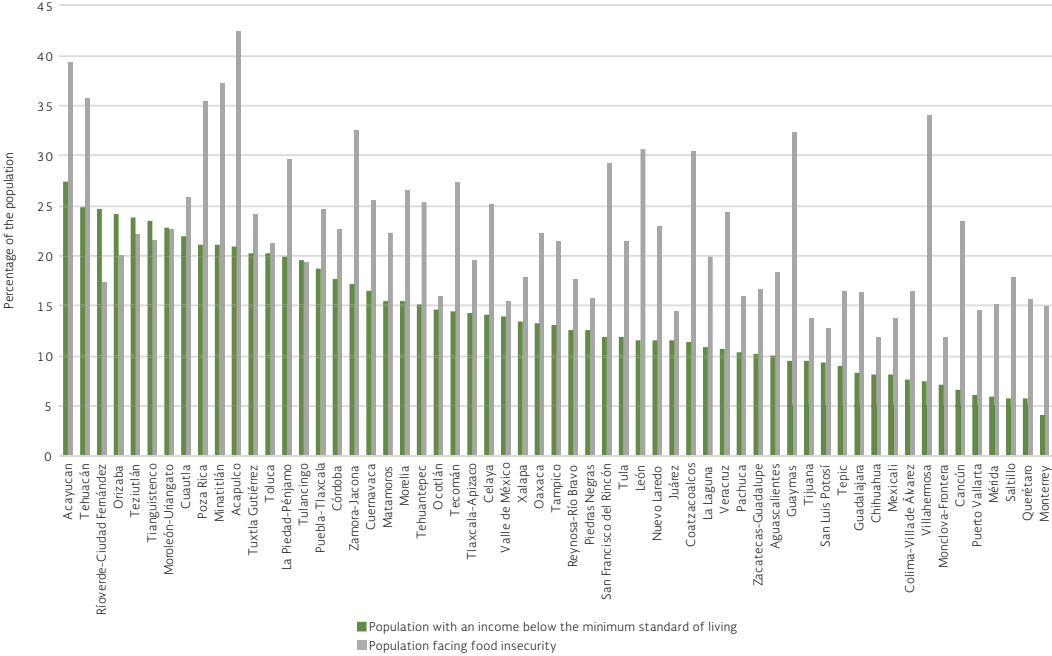
9 National Council for the Evaluation of Social Development Policy, *Metodología de la medición de pobreza en México*, second edition (Mexico City: CONEVAL, 2014), <https://www.coneval.org.mx/Medicion/MP/Paginas/Metodologia.aspx>.

10 CONEVAL, “Anexo Estadístico pobreza 2016”; Instituto Nacional de Salud Pública, “Encuesta Nacional de Salud y Nutrición”, 2012, <https://ensanut.insp.mx/>.

## METROPOLITAN AREA INDICATORS

### PERCENTAGE OF THE POPULATION FACING FOOD INSECURITY AND WITH AN INCOME BELOW THE MINIMUM STANDARD OF LIVING<sup>11</sup>

- In metropolitan areas, the percentage of the population with income lower than the minimum standard of living does not always correspond to the percentage of the population facing food insecurity. Less than 5% of the population of Monterrey, for example, lives on less than the minimum standard of living, but the percentage of the population facing food insecurity is similar to cities with twice the percentage of the population living on less than the minimum standard of living.



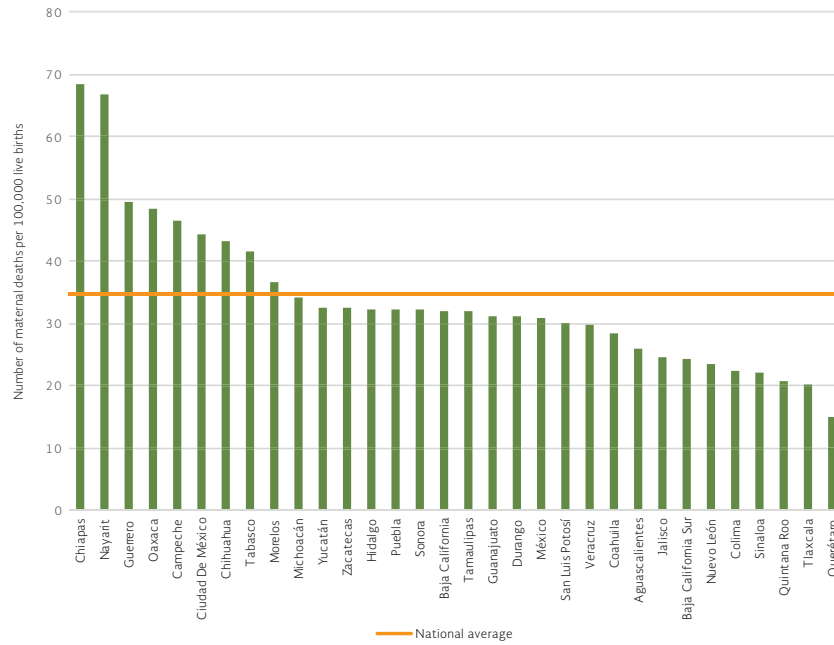
11 CONEVAL, “Anexo estadístico de la pobreza a nivel municipio 2010 y 2015”.



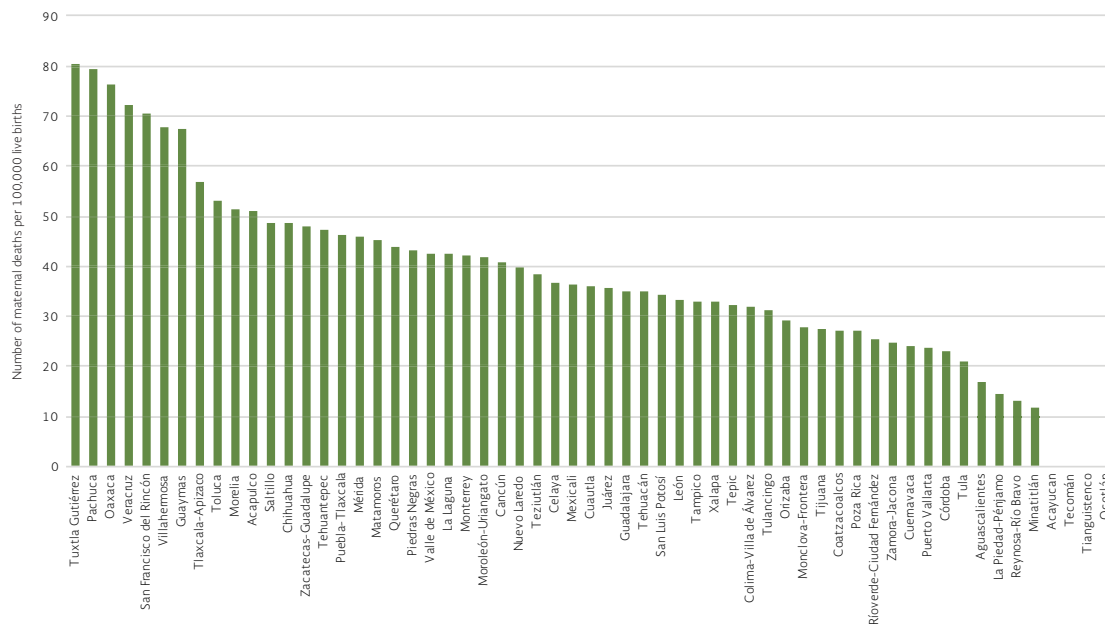
## SDG 3 – GOOD HEALTH AND WELL-BEING

### MATERNAL MORTALITY RATE PER 1,000 LIVE BIRTHS<sup>12</sup>

#### STATE INDICATORS



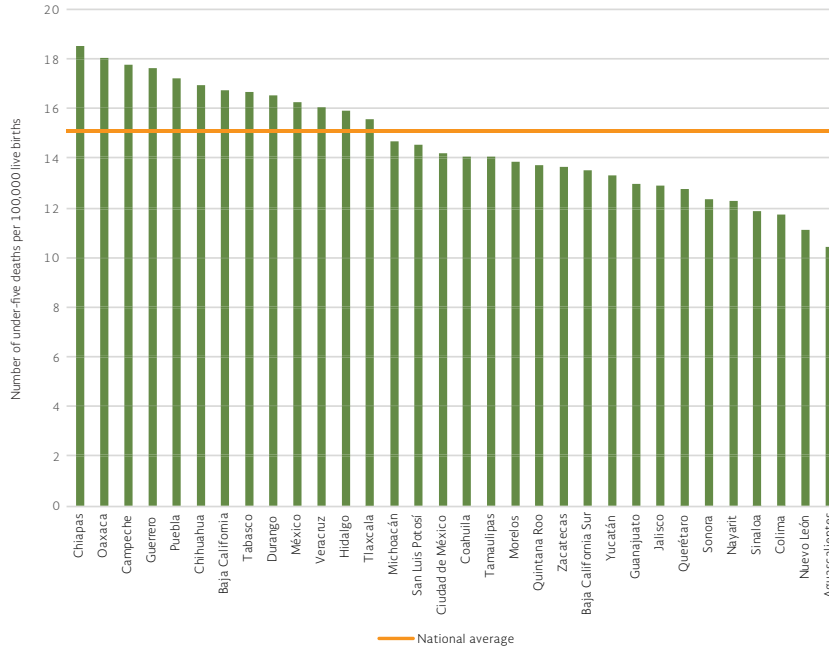
#### METROPOLITAN AREA INDICATORS



12 Health Secretariat, “Bases de Datos Estándar Defunciones,” 2015, [http://www.dgis.salud.gob.mx/contenidos/basesdedatos/std\\_defunciones\\_gobmx.html](http://www.dgis.salud.gob.mx/contenidos/basesdedatos/std_defunciones_gobmx.html);

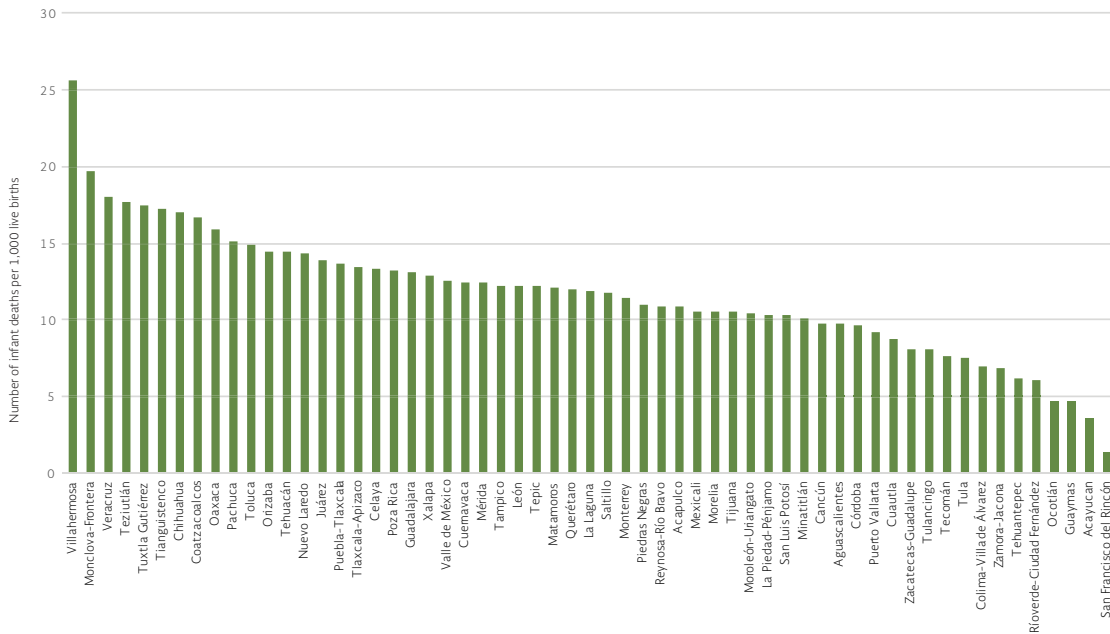
## UNDER-FIVE MORTALITY RATE PER 1,000 LIVE BIRTHS<sup>13</sup>

### STATE INDICATORS



## INFANT MORTALITY RATE PER 1,000 LIVE BIRTHS

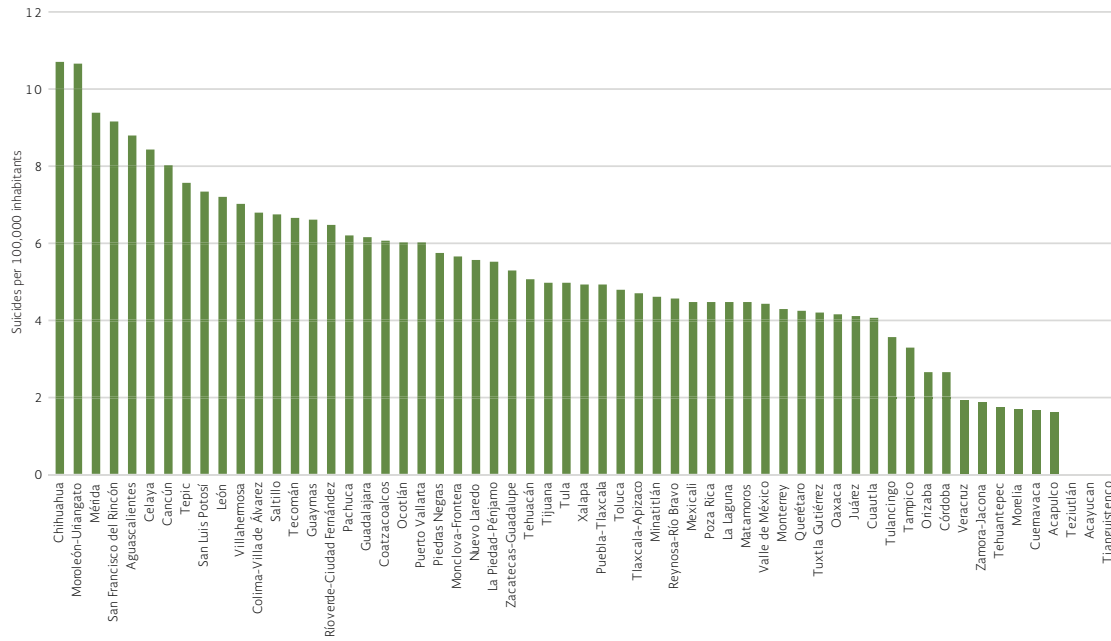
### METROPOLITAN AREA INDICATORS



13 Health Secretariat, “Bases de Datos Estándar Nacidos Vivos Ocurredos,” 2015, [http://www.dgis.salud.gob.mx/contenidos/basesdedatos/std\\_nacimientos\\_gobmx.html](http://www.dgis.salud.gob.mx/contenidos/basesdedatos/std_nacimientos_gobmx.html).

## METROPOLITAN AREA INDICATORS

### SUICIDES PER 100,000 INHABITANTS<sup>14</sup>



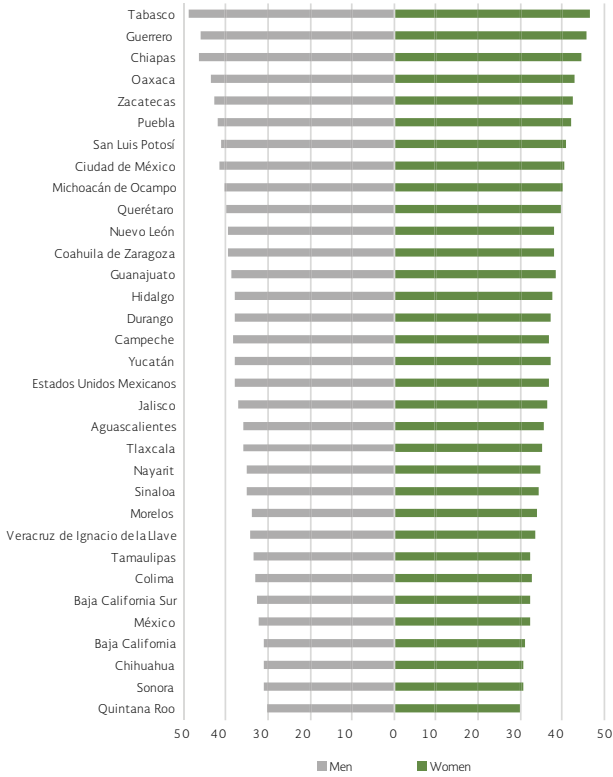
14 INEGI, “Mortalidad, Tabulados”, 2016, <http://www.beta.inegi.org.mx/proyectos/registros/vitales/mortalidad/>; CONAPO, “Estimaciones y proyecciones de la población por entidad federativa”, retrieved May 15, 2018, [http://www.conapo.gob.mx/es/CONAPO/Proyecciones\\_Datos](http://www.conapo.gob.mx/es/CONAPO/Proyecciones_Datos).

### SDG 4 – QUALITY EDUCATION

- There is still a gender gap in terms of access to education, although it is low. On average, the difference between men and women at the preschool, elementary and high school levels is less than one percentage point. At the middle school level, the gender gap is 1.7 percentage points. Closing this gap will not only contribute to achieving educational objectives, but also to the equality and empowerment targets contained in SDG 5.

### STATE INDICATORS

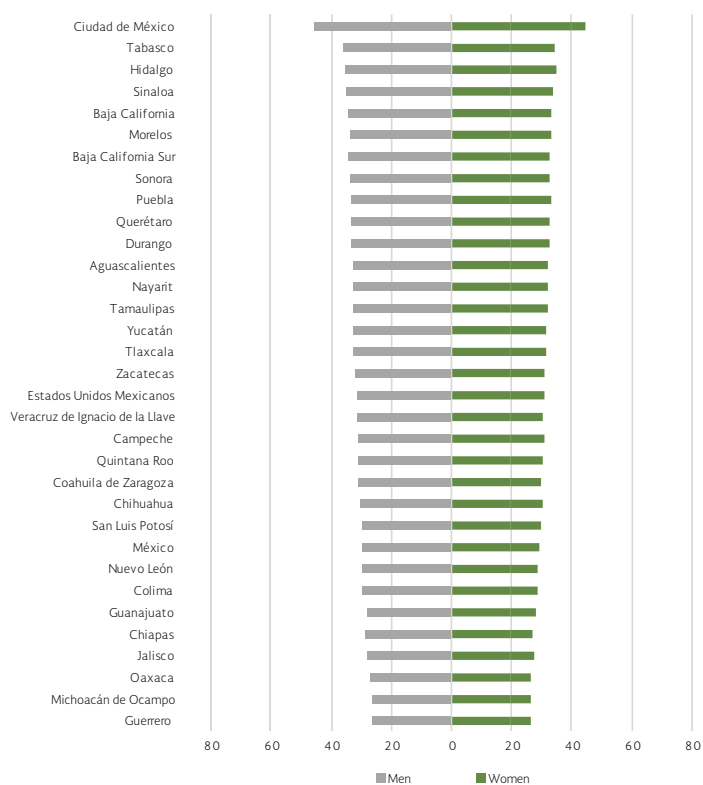
#### NET PRESCHOOL ENROLLMENT RATE <sup>15</sup>



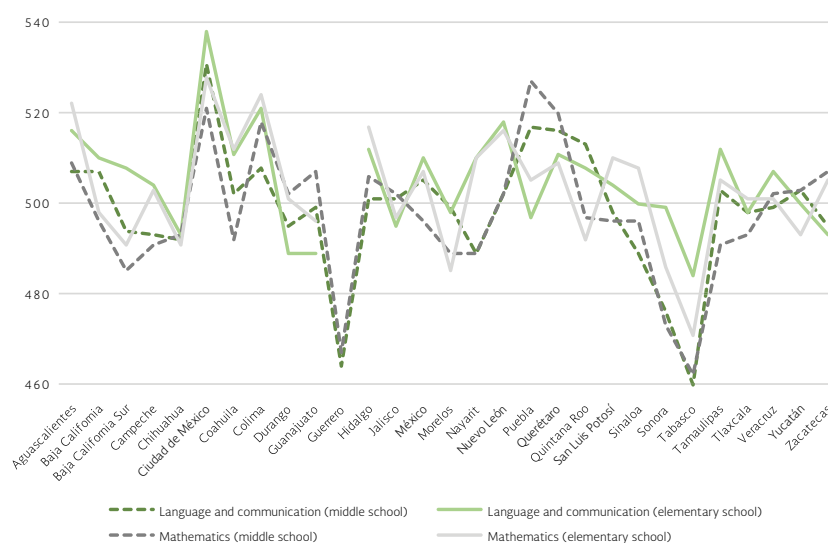
15 INEGI, “Características educativas de la población, tasa neta de matriculación por entidad federativa según nivel educativo”, 2016, <http://www.beta.inegi.org.mx/temas/educacion/>; SEP, “Sistema Interactivo de Consulta de Estadística Educativa”, 2016, <http://www.planeacion.sep.gob.mx/principalescifras/>.



## NET HIGH SCHOOL ENROLLMENT RATE<sup>16</sup>



## AVERAGE PLANEA SCORE<sup>17</sup>



16 INEGI, “Características educativas de la población, tasa neta de matriculación por entidad federativa según nivel educativo”; SEP, “Sistema Interactivo de Consulta de Estadística Educativa”.

17 INEE, “Bases de datos PLANEa, Evaluaciones de Logro referidas al Sistema Educativo Nacional. Sexto grado de primaria y Tercer grado de secundaria, ciclo escolar 2014-2015”, 2015, <https://www.inee.edu.mx/index.php/planea/bases-de-datos-planea>.

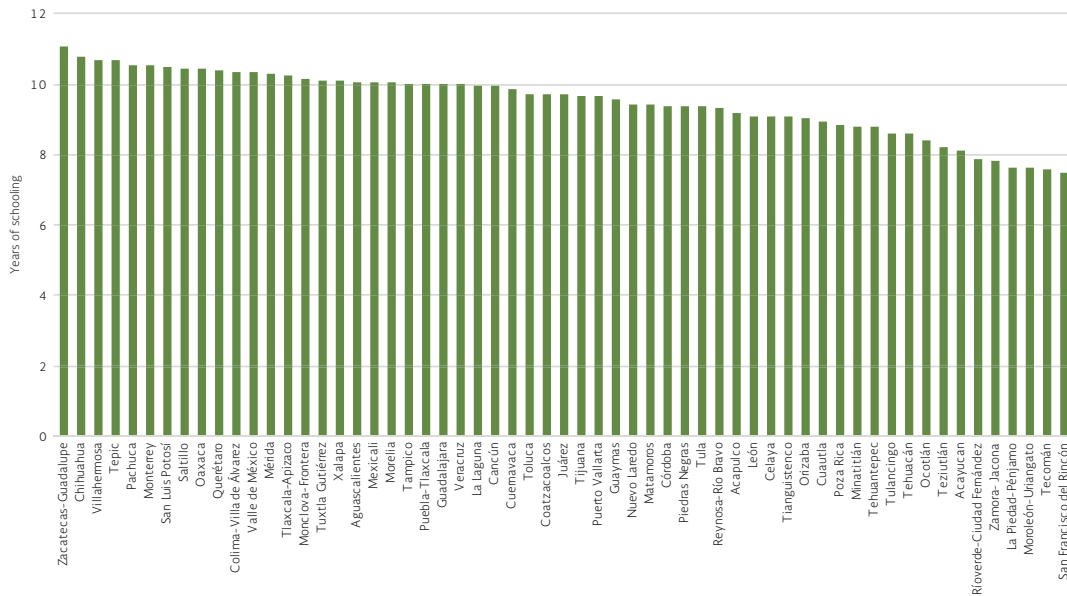
## LITERATE POPULATION AGE 15 AND ABOVE<sup>18</sup>

- The populations with the highest rates of illiteracy are concentrated in three states in southern Mexico: Guerrero, Oaxaca and Chiapas.



## METROPOLITAN AREA INDICATORS

### AVERAGE EDUCATIONAL LEVEL OF THE POPULATION AGE 15 AND ABOVE<sup>19</sup>

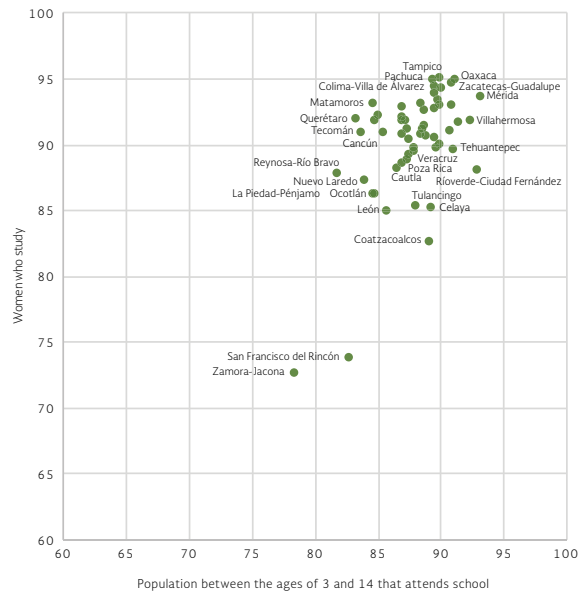


18 INEGI, "Encuesta Intercensal 2015, Tabulados", 2015, <http://www.beta.inegi.org.mx/proyectos/enchogares/especiales/intercensal/>.

19 INEGI.

POPULATION BETWEEN THE AGES OF 3 AND 14 THAT ATTENDS SCHOOL  
AND WOMEN WHO STUDY<sup>20</sup>

- The percentage of women who study closely corresponds to the population that attends school, indicating that the country is approaching gender parity in terms of access to education.

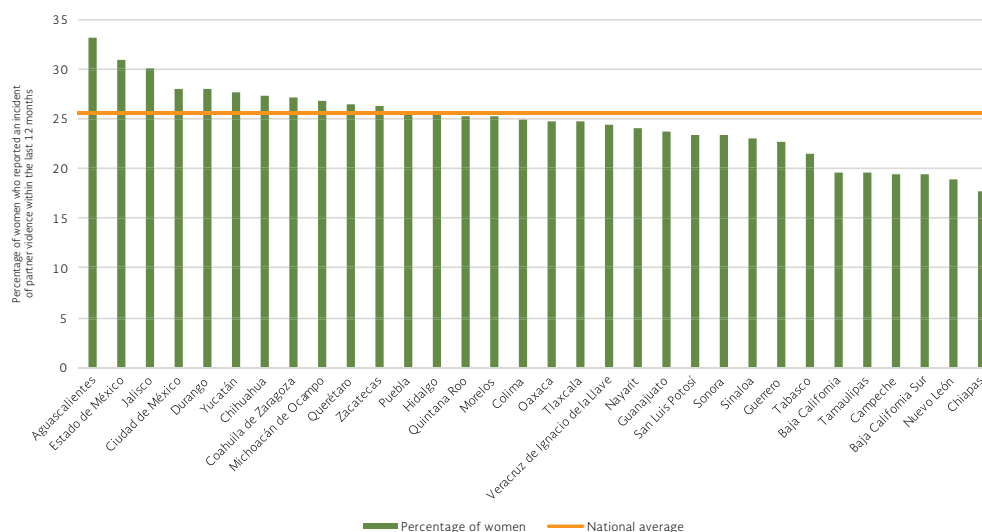


20 INEGI.

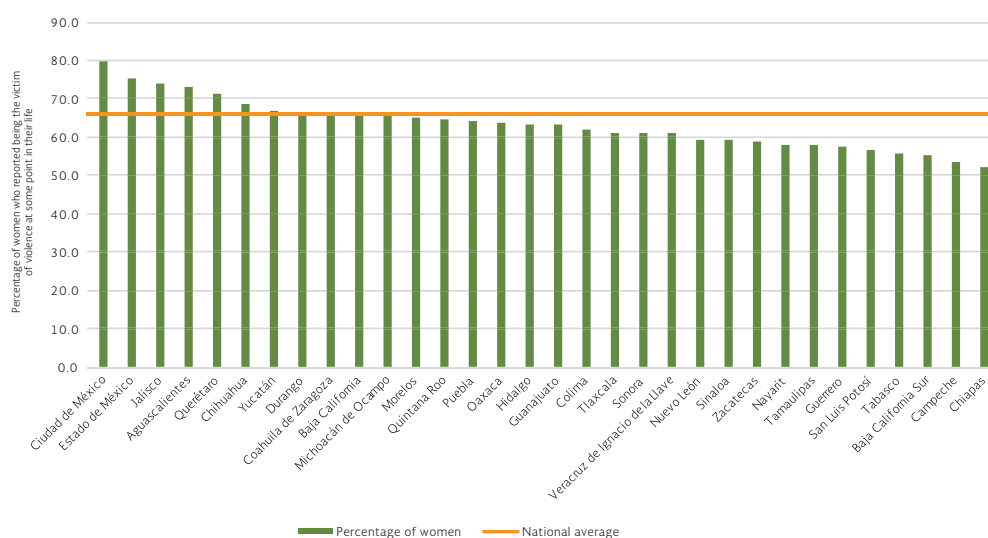
## SDG 5 – GENDER EQUALITY

### STATE INDICATORS

#### PREVALENCE OF PARTNER VIOLENCE AGAINST WOMEN AGE 15 AND ABOVE DURING THE LAST 12 MONTHS<sup>21</sup>



#### PREVALENCE OF VIOLENCE AGAINST WOMEN AGE 15 AND ABOVE AT SOME POINT IN THEIR LIFE<sup>22</sup>



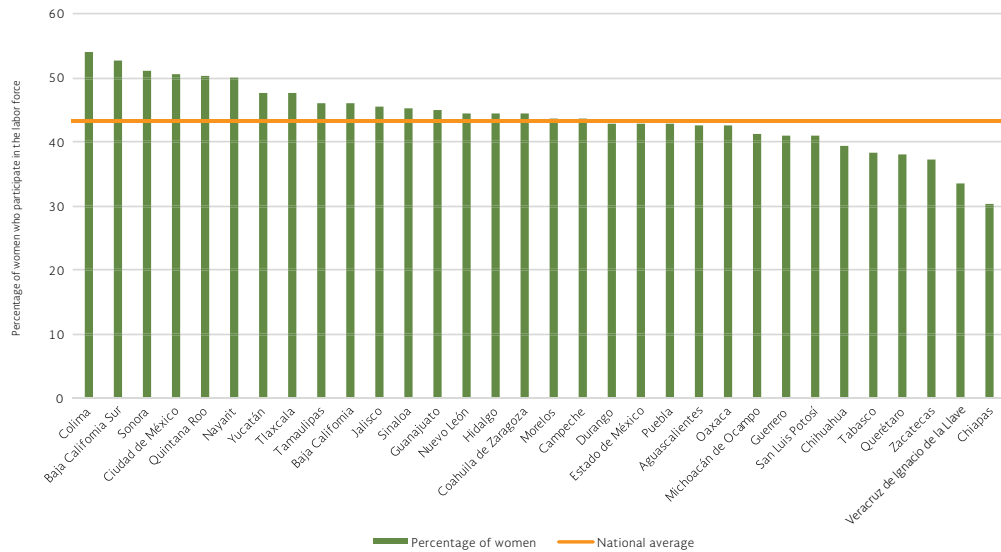
21 INEGI, "Encuesta Nacional sobre la Dinámica de las Relaciones en los Hogares 2016, Tabulados", 2016, <http://www.beta.inegi.org.mx/proyectos/enchogares/especiales/endireh/2016/default.html>.

22 INEGI.



## LABOR FORCE PARTICIPATION RATE OF WOMEN<sup>23</sup>

- Despite expectations, there is no correlation between participation in the labor force and experiences of violence, whether partner violence or any other form of violence.



## PROPORTION OF WOMEN OCCUPYING MAYORALTIES<sup>24</sup>

- The proportion of women occupying mayoralties shows the role of women in decision-making and policy-making at the level closest to the citizenry.
- Only one state has, on average, gender parity at the mayoral level. In nine of Mexico's 32 states, over 40% of mayoralties are occupied by women, and over 30% are occupied by women in the remaining 26. Although women participate in making decisions at this level of government, there is still a gap. This is especially true in municipal governments, where much still needs to be done to achieve gender parity.

<sup>23</sup> Inmujeres, "Sistema de Indicadores de Género, Tasa de participación económica", 2015, <http://estadistica.inmujeres.gob.mx/formas/fichas.php?pag=2>.

<sup>24</sup> INEGI, "Censo Nacional de Gobiernos Municipales y Delegacionales 2015", 2015, <http://www.beta.inegi.org.mx/proyectos/censosgobierno/municipal/cngmd/2015/>.

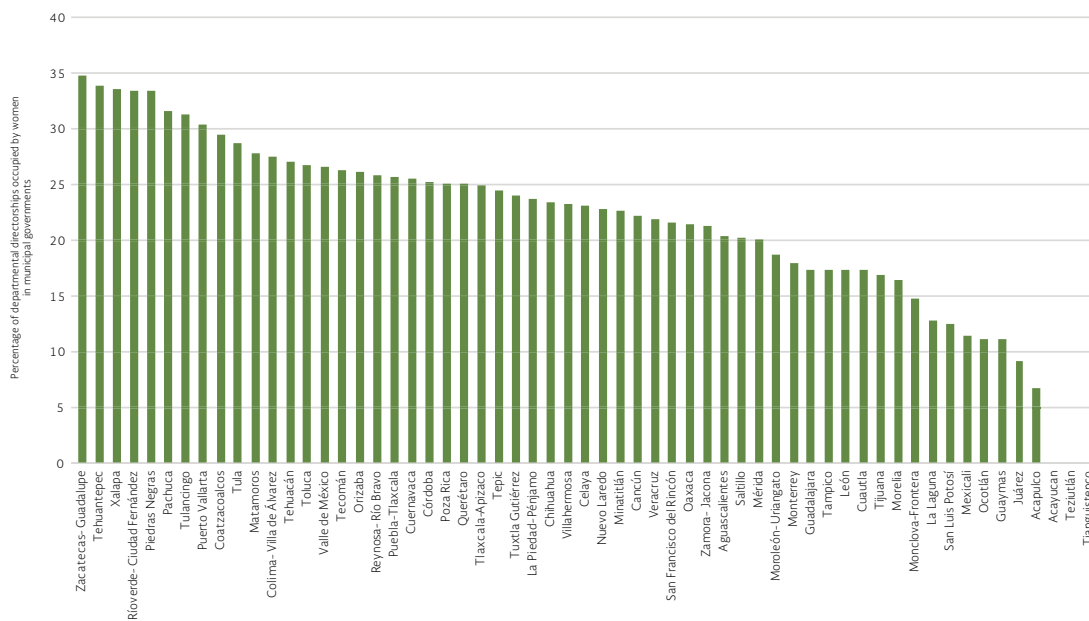
## PROPORTION OF WOMEN IN MUNICIPAL GOVERNMENTS

### STATE INDICATORS



### METROPOLITAN AREA INDICATORS

#### WOMEN IN MUNICIPAL GOVERNMENTS<sup>25</sup>

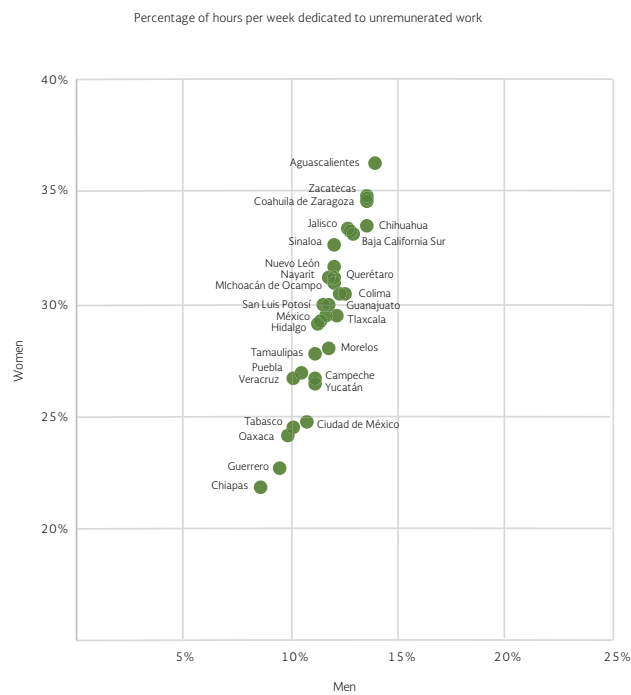


<sup>25</sup> INEGI, "Censo Nacional de Gobiernos Municipales y Delegacionales 2015".

## UNREMUNERATED WORK PERFORMED BY WOMEN AND MEN<sup>26</sup>

### STATE INDICATORS

- Women dedicate considerably more time to unremunerated work. Men dedicate approximately 9-14% of their time to unremunerated work, while women dedicate 22-36%. When the total time dedicated to unremunerated work increases, both men and women dedicate more hours to it each week.

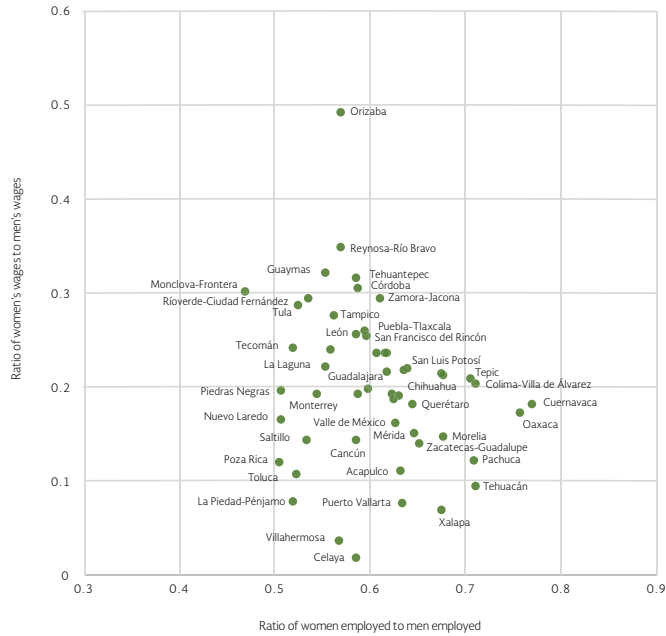


26 INEGI, "Encuesta Intercensal 2015, Tabulados".

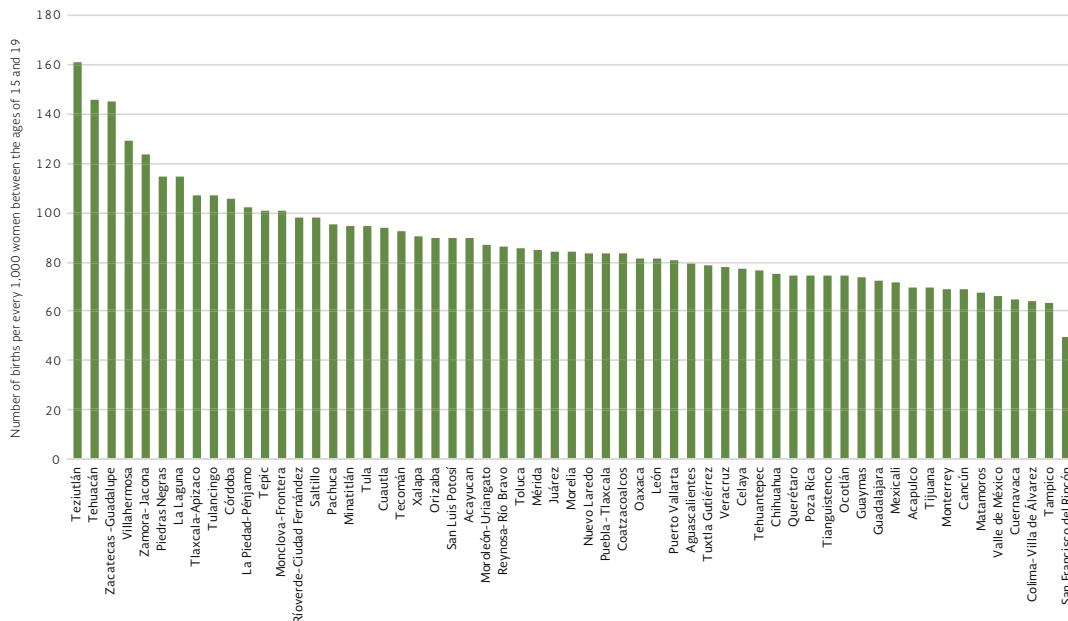
## METROPOLITAN AREA INDICATORS

### LABOR EQUALITY AND WAGE EQUALITY<sup>27</sup>

- In metropolitan areas, there is no clear relationship between labor equality and wage equality.



### TEENAGE PREGNANCY RATE<sup>28</sup>



27 INEGI, "Encuesta Nacional de Ocupación y Empleo 2016, Tabulados", 2016, <http://www.beta.inegi.org.mx/proyectos/enchogares/regulares/enoe/>.

28 INEGI, "Encuesta Intercensal 2015, Tabulados".



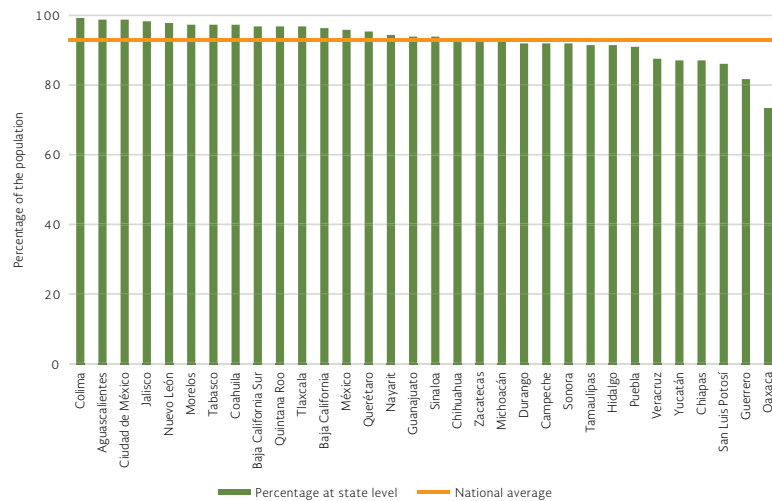
## SDG 6 – CLEAN WATER AND SANITATION

- In metropolitan areas, access to running water is common. In 55 of the 59 cities examined, over 90% of the population has access to running water. The same is true with access to sewage and basic sanitation services, which is over 90% in 26 of Mexico’s 32 states.
- Wastewater treatment, however, varies considerably between both states and metropolitan areas. As wastewater treatment is a municipal service, the percentage of wastewater treated can vary between different cities in the same state.

### STATE INDICATORS

#### POPULATION WITH ACCESS TO SEWAGE AND BASIC SANITATION<sup>29</sup>

- These services, provided by municipal governments, have a high degree of coverage. In 26 of Mexico’s 32 states, 90% of the population or more has access to these services.



29 INEGI.

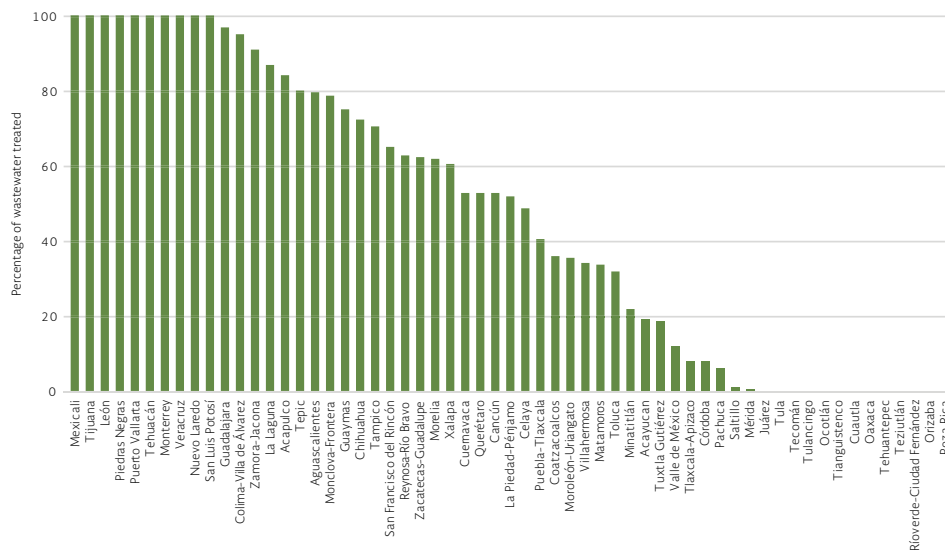
## WASTEWATER TREATMENT COVERAGE<sup>30</sup>

### STATE INDICATORS



### METROPOLITAN AREA INDICATORS

#### PERCENTAGE OF WASTEWATER TREATED BY VOLUME

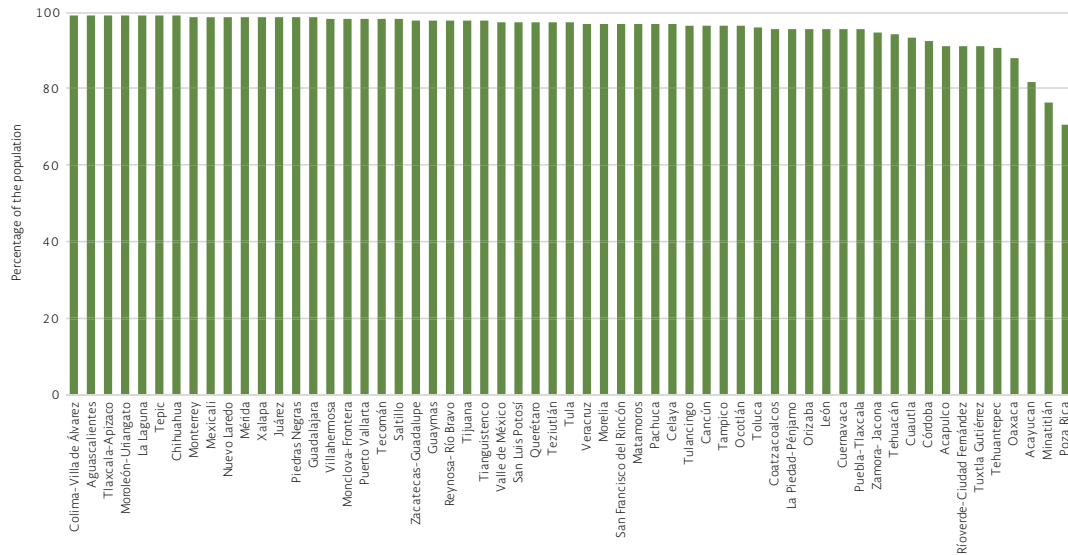


30 CONAGUA, “Inventario de Plantas Municipales de Potabilización y de Tratamiento de Aguas Residuales en Operación 2015”, 2015, <https://www.gob.mx/conagua/documentos/inventario-de-plantas-municipales-de-potabilizacion-y-de-tratamiento-de-aguas-residuales-en-operacion>.

## METROPOLITAN AREA INDICATORS

### POPULATION WITH ACCESS TO RUNNING WATER<sup>31</sup>

- In 55 out of 59 metropolitan areas, 90% of the population or more has access to running water.



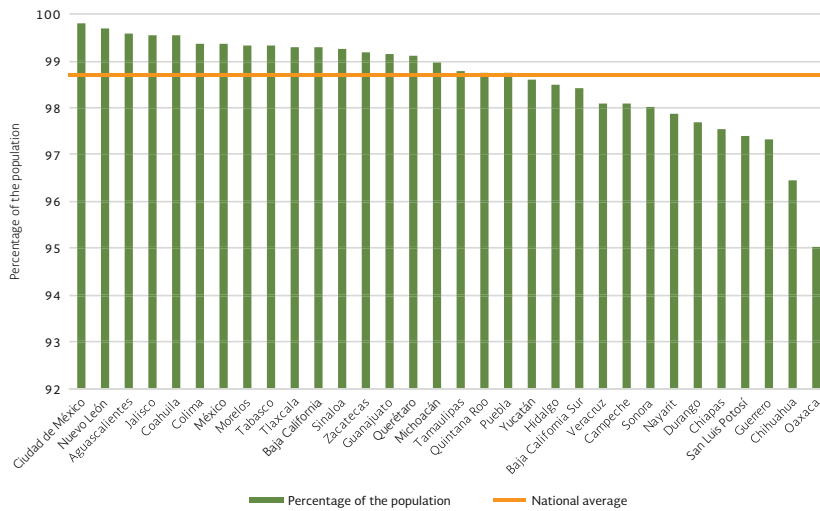
31 INEGI, "Encuesta Intercensal 2015, Tabulados".

## SDG 7 – AFFORDABLE AND CLEAN ENERGY

### STATE INDICATORS

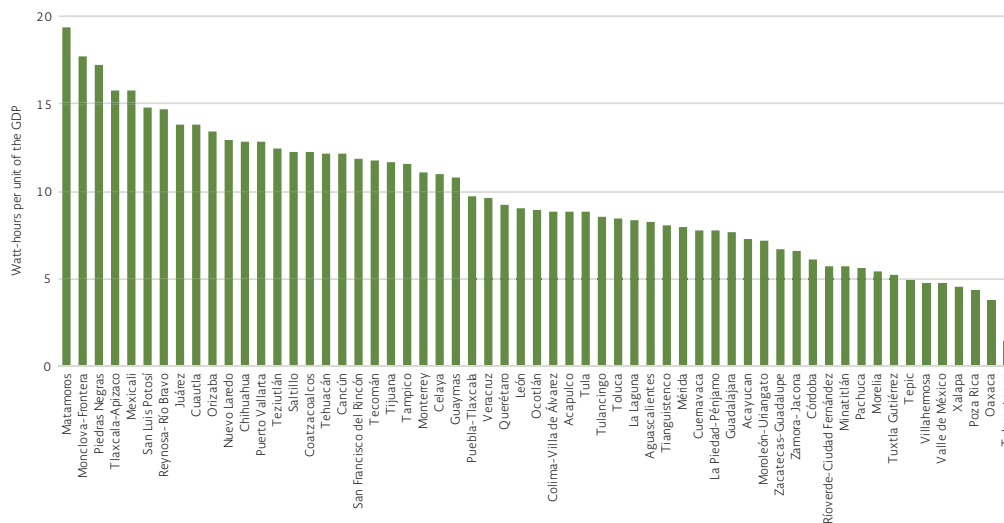
#### PROPORTION OF THE POPULATION WITH ACCESS TO ELECTRICITY<sup>32</sup>

- Of the basic services examined in this report, electricity is the one with the highest degree of coverage across the country. In every state, over 95% of the population has access to electricity.



### METROPOLITAN AREA INDICATORS

#### ENERGY INTENSITY<sup>33</sup>



32 INEGI.

33 Indicator calculated by the Mario Molina Center based on information from INAI's National Transparency Platform.

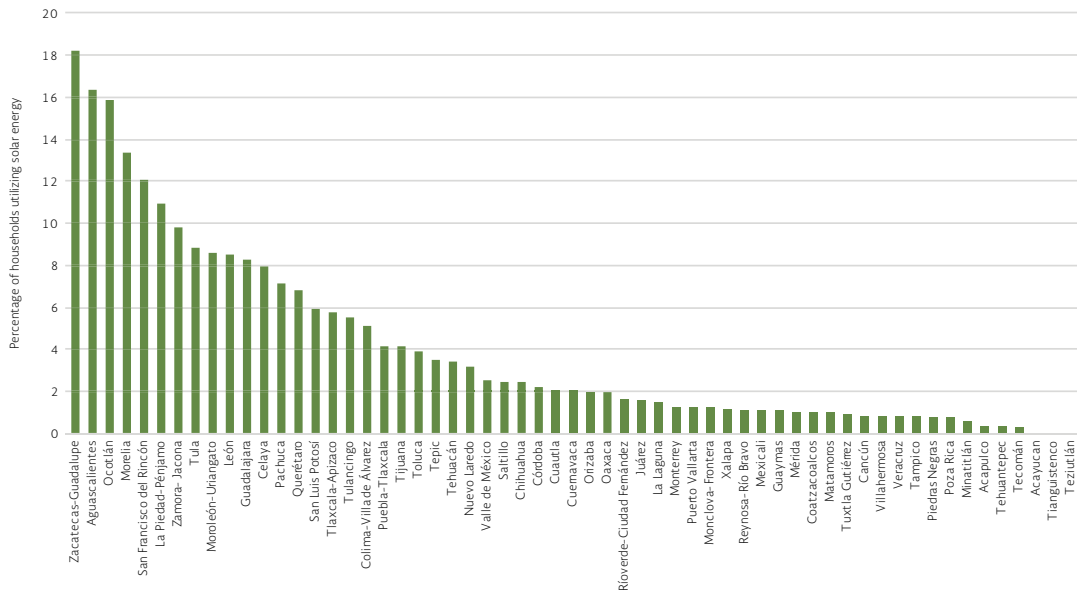


## HOUSEHOLDS UTILIZING SOLAR ENERGY<sup>34</sup>

### STATE INDICATORS



### METROPOLITAN AREA INDICATORS<sup>35</sup>



34 INEGI.

35 INEGI, "Encuesta Intercensal 2015, Tabulados".

## SDG 8 – DECENT WORK AND ECONOMIC GROWTH

- This is one of the SDGs where we can best see the interactions between different goals. While it focuses on economic growth, when formulating policies to reach this goal, it is essential to ensure that they are consistent with responsible production and consumption (SDG 12), that they do not contribute to climate change (SDG 13) and that they conserve marine and terrestrial ecosystems (SDGs 14 and 15).
- In the indicators for metropolitan areas, there is a strong positive correlation between a city's economic diversification and the percentage of the population employed in the formal economy.

### STATE INDICATORS

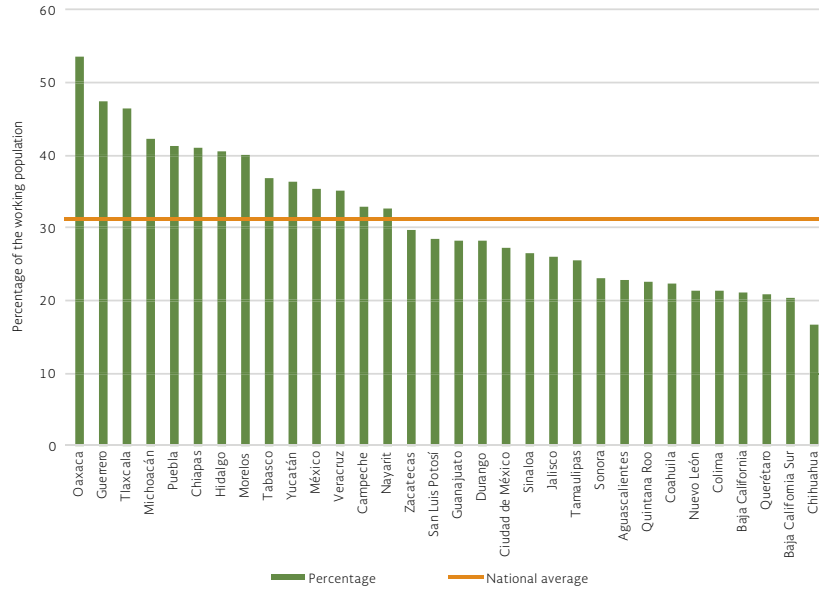
#### REAL GDP GROWTH<sup>36</sup>



36 INEGI, "PIB y Cuentas nacionales de México", 2015, <http://www.inegi.org.mx/est/contenidos/proyectos/cn/>.

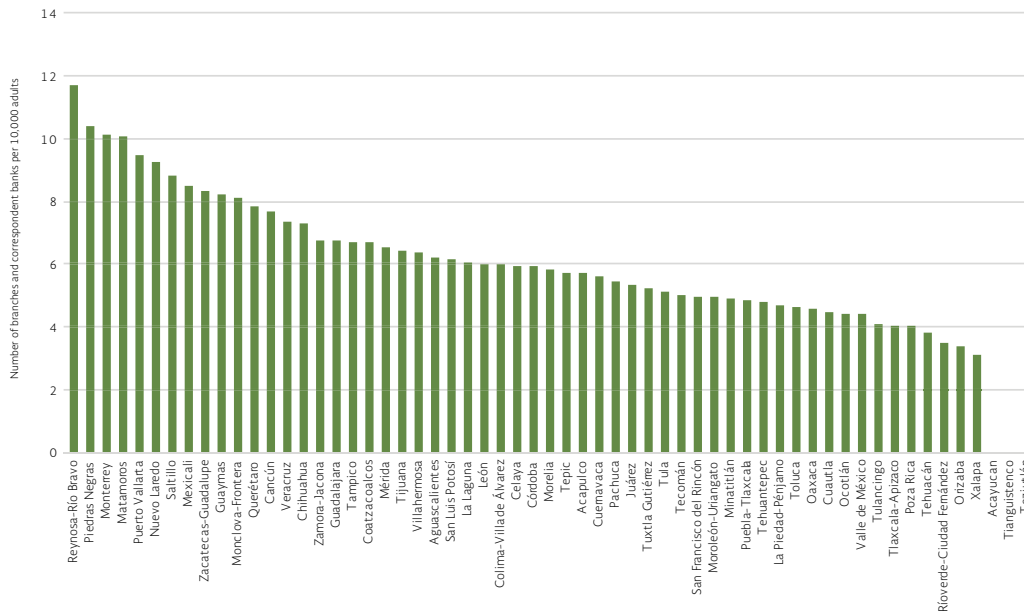
## STATE INDICATORS

### INFORMAL SECTOR EMPLOYMENT RATE, AGE 15 AND ABOVE<sup>37</sup>



## METROPOLITAN AREA INDICATORS

### ACCESS TO FINANCIAL SERVICES<sup>38</sup>

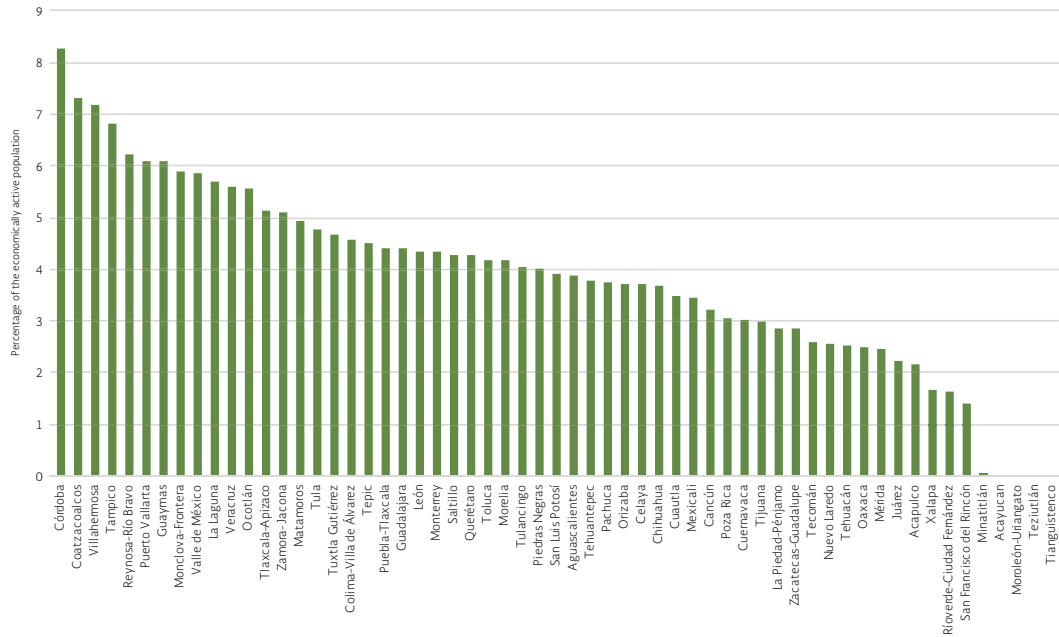


37 INEGI, “Encuesta Nacional de Ocupación y Empleo 2016, Tabulados”.

38 CNBV, “Bases de Datos de Inclusión Financiera”, 2013, <http://www.cnbv.gob.mx/Inclusi%C3%B3n/Paginas/Bases-de-Datos.aspx>.

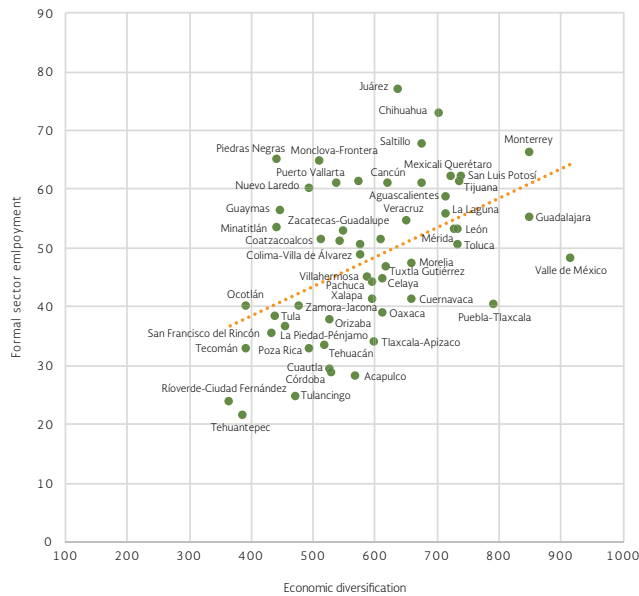
## METROPOLITAN AREA INDICATORS

### UNEMPLOYMENT<sup>39</sup>



### ECONOMIC DIVERSIFICATION AND FORMAL SECTOR EMPLOYMENT<sup>40</sup>

- In metropolitan areas, a higher degree of economic diversification corresponds to a larger percentage of the population employed in the formal economy.



39 INEGI, "Encuesta Nacional de Ocupación y Empleo 2016, Tabulados".

40 INEGI, "Directorio Nacional de Unidades Económicas", 2014, <http://www.beta.inegi.org.mx/app/mapa/denuc/>; INEGI, "Encuesta Nacional de Ocupación y Empleo 2016, Tabulados".

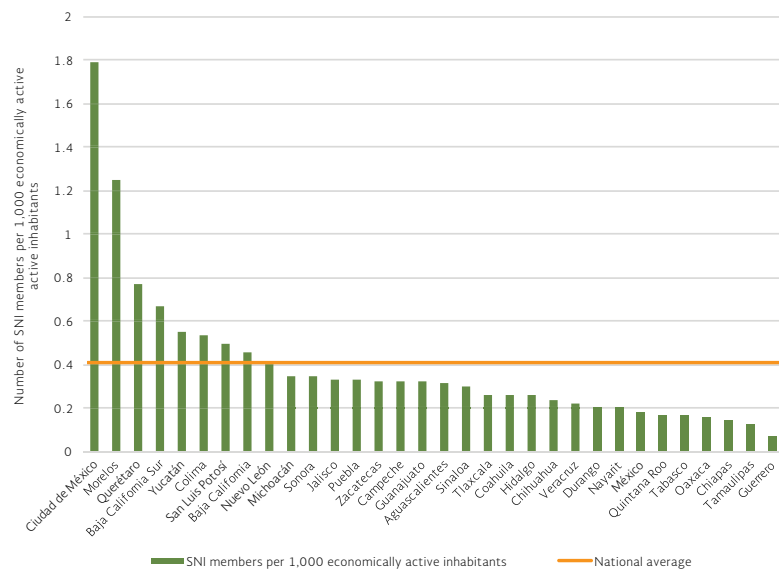


## SDG 9 – INDUSTRY, INNOVATION AND INFRASTRUCTURE

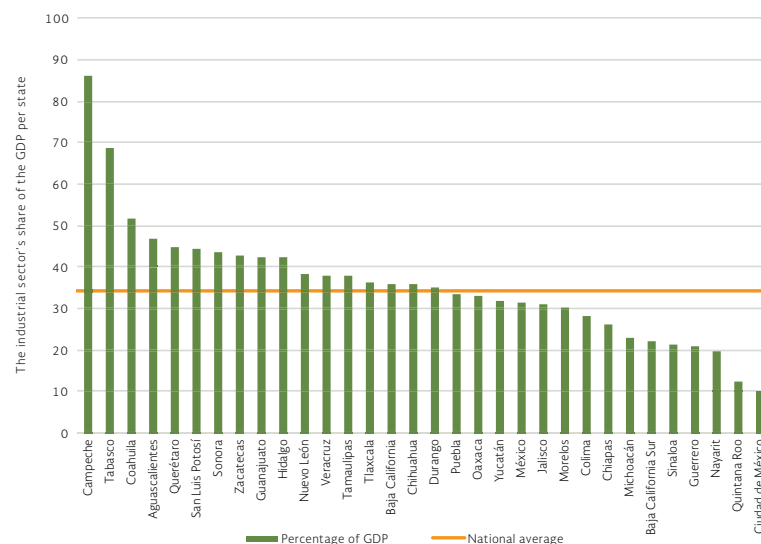
- The share of the industrial sector in the GDP shows considerable regional variations, as there are states with a clear industrial vocation.

### STATE INDICATORS

#### MEMBERS OF THE NATIONAL SYSTEM OF RESEARCHERS (SNI) PER 1,000 ECONOMICALLY ACTIVE INHABITANTS<sup>41</sup>



#### THE INDUSTRIAL SECTOR'S SHARE OF THE GDP, PER STATE (AT CONSTANT 2008 PRICES)<sup>42</sup>



41 CONACYT, “Informe General del estado de la ciencia, la tecnología y la innovación 2015”, 2015, <http://www.siicyt.gob.mx/index.php/estadisticas/informe-general/informe-general-2015>; CONAPO, “Estimaciones y proyecciones de la población por entidad federativa”.

42 INEGI, “Sistema de Cuentas Nacionales de México”, 2015, <http://www.inegi.org.mx/est/contenidos/proyectos/scn/>.

BUDGET FOR SCIENCE AND TECHNOLOGY AS PART OF MIXED STATE FUNDS<sup>43</sup>



PERCENTAGE OF HOUSEHOLDS WITH INTERNET<sup>44</sup>

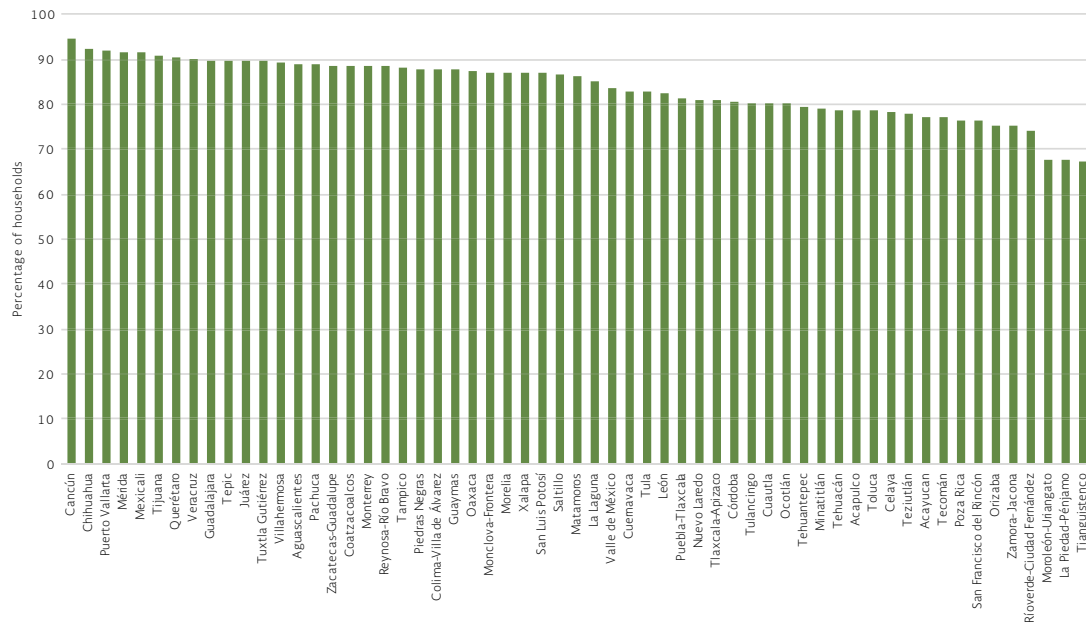


43 CONACYT, "Estadísticas de Fondos Mixtos", 2015, <https://www.conacyt.gob.mx/index.php/fondos-y-apoyos/fondos-mixtos>.

44 INEGI, "Encuesta Nacional Sobre Disponibilidad y Uso de Tecnologías de la Información en los Hogares 2016, Tabulados", 2016, <http://www.beta.inegi.org.mx/proyectos/enchogares/regulares/dutih/2016/default.html>.

## METROPOLITAN AREA INDICATORS

### CELLULAR SERVICE ACCESS<sup>45</sup>



45 INEGI, "Encuesta Intercensal 2015, Tabulados".

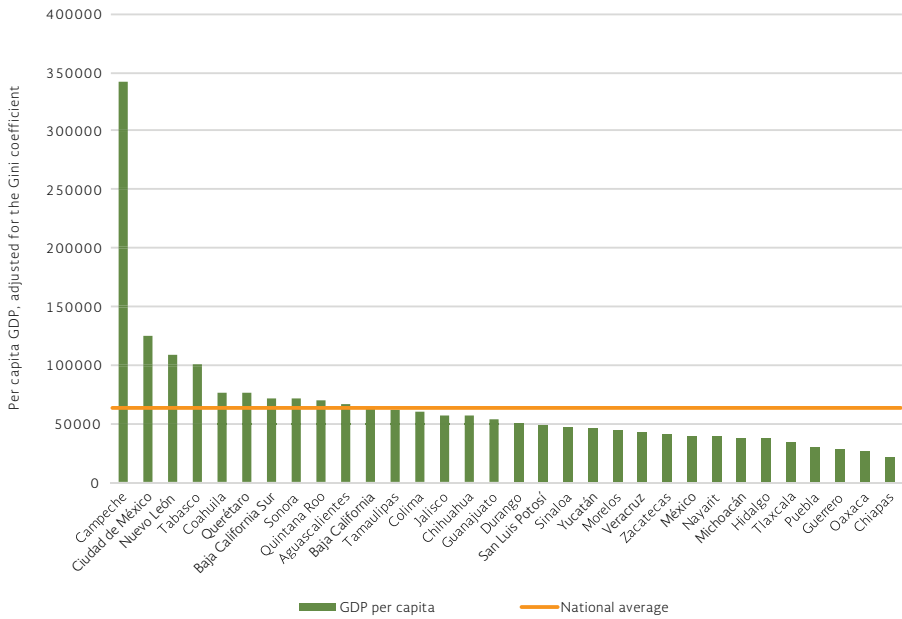
## SDG 10 – REDUCED INEQUALITIES

Mexico is consistently listed as one of the OECD countries with the highest degree of inequality. In 2016, Mexico had a Gini coefficient of 0.498.<sup>46</sup>

- Mexico’s metropolitan areas have a lower level of inequality than the national average. In 2010, Mexico had a Gini coefficient of 0.509. That same year, its metropolitan areas had a lower coefficient, that is, less inequality. According to these figures, the country’s least unequal cities are comparable to the least unequal OECD countries.<sup>47</sup>

### STATE INDICATORS

#### PER CAPITA GDP, ADJUSTED FOR THE GINI COEFFICIENT<sup>48</sup>



46 CONEVAL, “CONEVAL informa la evolución de la pobreza 2010-2016”, Press release 2017, <https://www.coneval.org.mx/SalaPrensa/Comunicadosprensa/Documents/Comunicado-09-Medicion-pobreza-2016.pdf>.

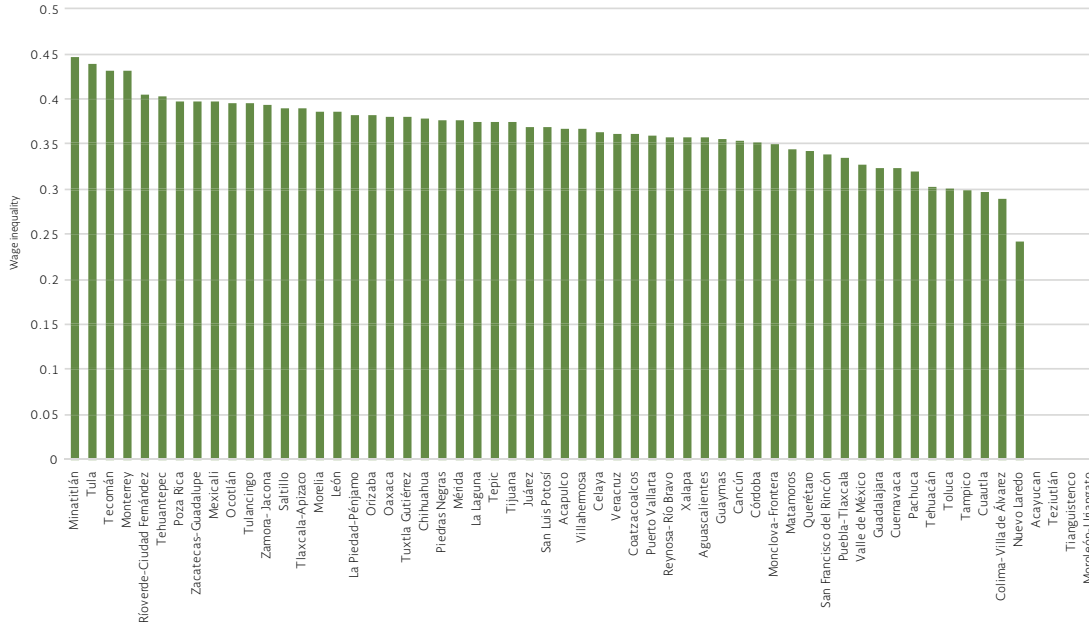
47 “Compare Your Country - Income Distribution and Poverty”, retrieved May 22, 2018 [//www.compareyourcountry.org/inequality?lg=en](http://www.compareyourcountry.org/inequality?lg=en).

48 CONEVAL, “Mapas y cifras de pobreza State, Indicadores de desigualdad”, 2015, <https://www.coneval.org.mx/coordinacion/entidades/Paginas/inicioent.aspx>; INEGI, “Sistema de Cuentas Nacionales de México”.

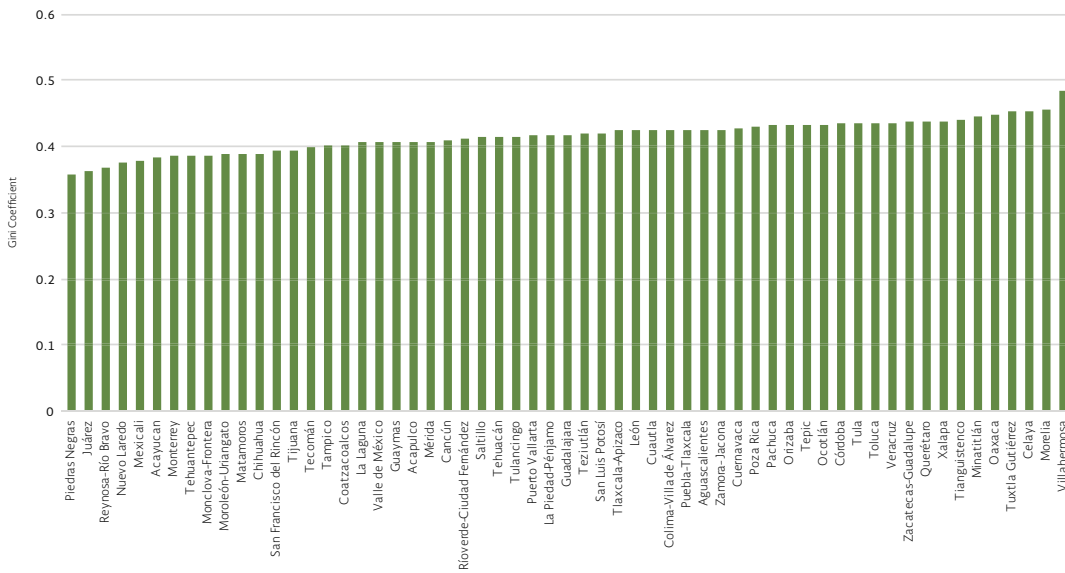


## METROPOLITAN AREA INDICATORS

### WAGE INEQUALITY<sup>49</sup>



### Gini COEFFICIENT<sup>50</sup>



49 INEGI, “Encuesta Nacional de Ocupación y Empleo 2016, Tabulados”.

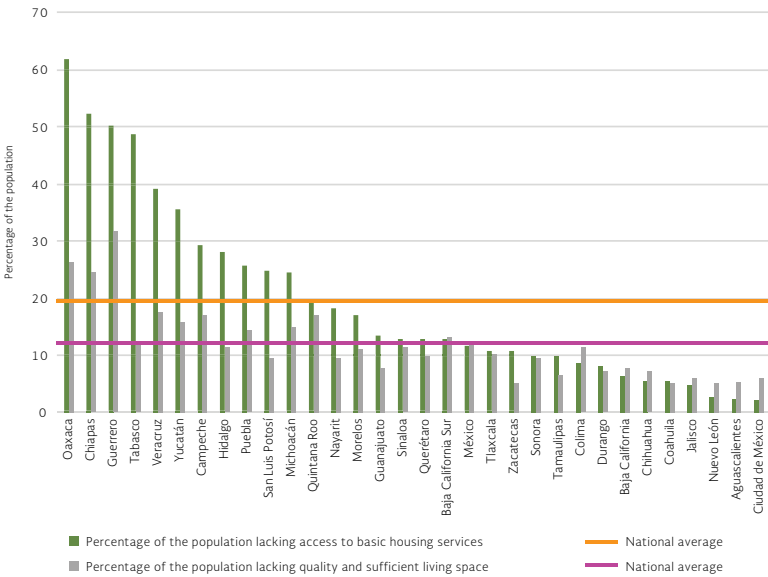
50 CONEVAL, “Evolución y determinantes de la pobreza de las principales ciudades de México 1990–2010”, 2014, [https://www.coneval.org.mx/Informes/Pobreza/Pobreza%20urbana/Evolucion\\_determinantes\\_de\\_la\\_pobreza\\_urbana.pdf](https://www.coneval.org.mx/Informes/Pobreza/Pobreza%20urbana/Evolucion_determinantes_de_la_pobreza_urbana.pdf).

# SDG 11 – SUSTAINABLE CITIES AND COMMUNITIES

## STATE INDICATORS

### PERCENTAGE OF THE POPULATION LACKING BASIC HOUSING SERVICES AND WITHOUT ACCESS TO QUALITY AND SUFFICIENT LIVING SPACE<sup>51</sup>

- Despite a high degree of coverage for running water, sewage, sanitation and power services, as shown by the indicators for SDGs 6 and 7, some states have major deficiencies of basic housing services, which is considered to be a lack of running water on site, a lack of a connection to a sewer system or septic tank, a lack of electricity or the presence of a wood or charcoal stove without a chimney.
- Although the intensity of deficiencies in terms of quality and sufficient living space is lower, the states with a high percentage of the population lacking access to basic housing services also have a higher percentage of the population lacking access to quality and sufficient living space, which is considered to be housing with walls and ceilings made of non-resistant materials, housing with dirt floors or the presence of more than 2.5 people per room.

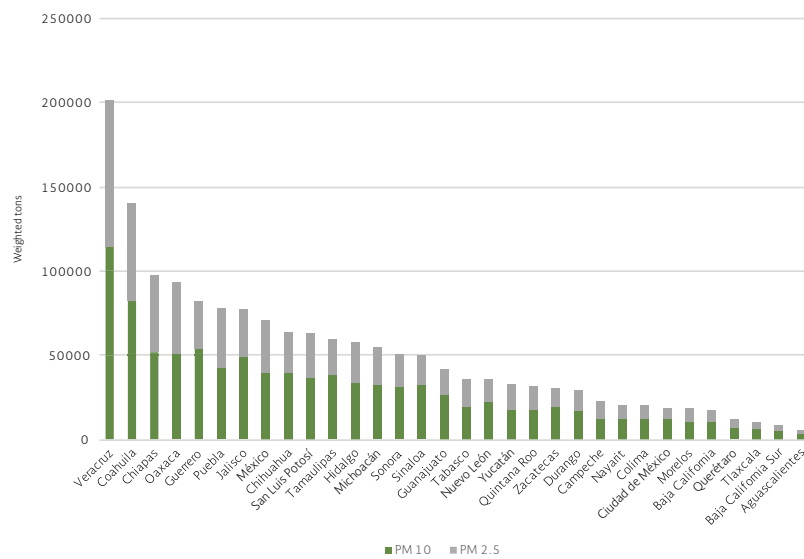


51 CONEVAL, “Anexo Estadístico pobreza 2016”.

## STATE INDICATORS

### EMISSIONS OF SUSPENDED PARTICLES WITH DIAMETERS SMALLER THAN 2.5 MICROMETERS AND SMALLER THAN 10 MICROMETERS<sup>52</sup>

- Monterrey, Toluca, Salamanca, León, Irapuato and Silao are among the 25 most polluted cities in the Americas<sup>53</sup>, according to the concentration of particulate matter with a diameter of 10 micrometers or less in the air, which the WHO considers to be the atmospheric pollutant with the greatest effect on human health.<sup>54</sup>



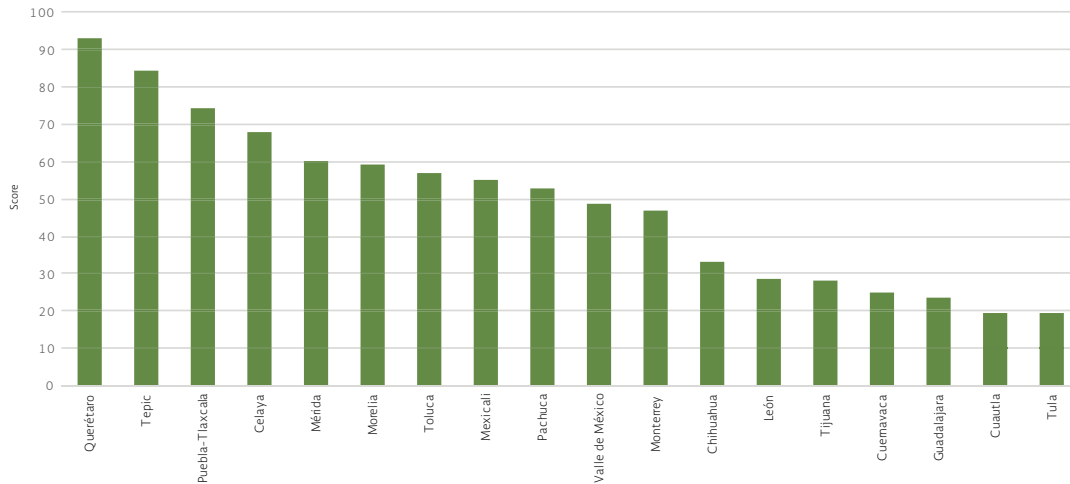
52 INEGI, “Catálogo Nacional de Indicadores, Emisión nacional de contaminantes por partículas suspendidas con diámetros menores de 2.5 micrómetros y menores de 10 micrómetros por fuente.”, 2011, <http://www3.inegi.org.mx/sistemas/cni/escenario.aspx?idOrden=1.1&ind=6200011962&gen=751&d=n>.

53 World Health Organization, “WHO Global Urban Ambient Air Pollution Database (update 2016),” WHO, 2016, [http://www.who.int/phe/health\\_topics/outdoorair/databases/cities/en/](http://www.who.int/phe/health_topics/outdoorair/databases/cities/en/).

54 World Health Organization, “Contaminación del Aire Ambiental,” WHO, January 24, 2017, [https://www.paho.org/hq/index.php?option=com\\_content&view=article&id=12918%3A2017-ambient-air-pollution&catid=2619%3Aenvironmental-health&Itemid=42246&lang=es](https://www.paho.org/hq/index.php?option=com_content&view=article&id=12918%3A2017-ambient-air-pollution&catid=2619%3Aenvironmental-health&Itemid=42246&lang=es).

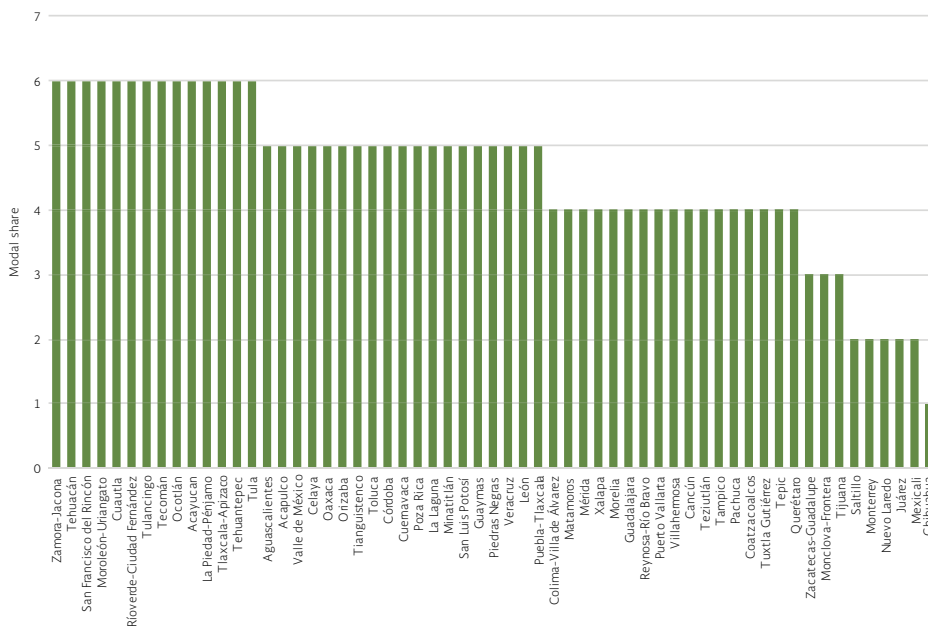
## METROPOLITAN AREA INDICATORS

### AIR QUALITY<sup>55</sup>



### MODAL SHARE<sup>56</sup>

- Modal share was calculated by evaluating commutes, broken down by mode of transportation, to determine if sustainable modes predominated. The modes analyzed were private cars, public transportation, bicycles and walking. The highest scores correspond to cities where non-motorized and collective modes of transportation prevail.



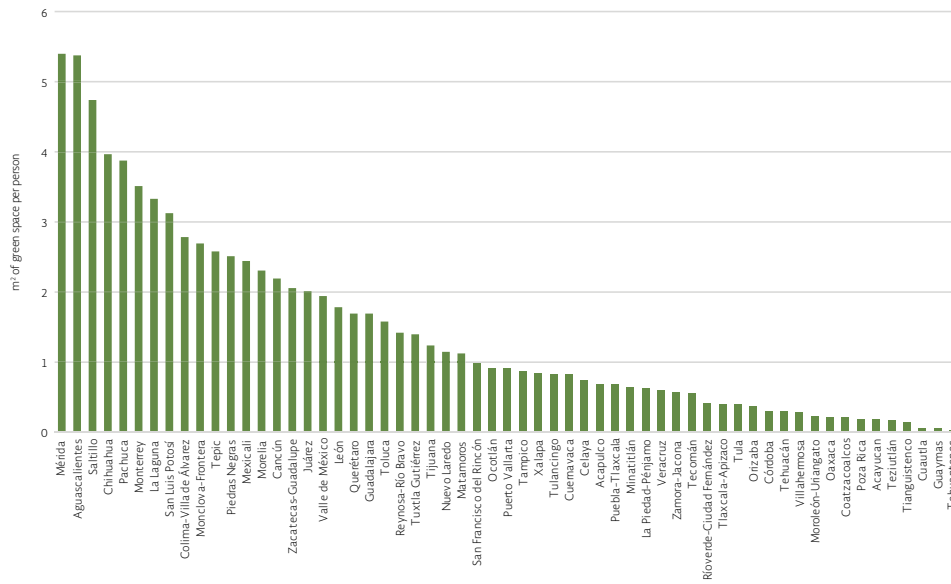
55 INECC, “Informe Nacional de Calidad del Aire 2015” (Instituto Nacional de Ecología y Cambio Climático, 2016), <http://www.gob.mx/inecc/articulos/nuevo-informe-nacional-de-calidad-del-aire-2015-mexico>.

56 INEGI, “Encuesta Intercensal 2015, Tabulados”; BID, “Guía Metodológica Programa de Ciudades Emergentes y Sostenibles: Tercera edición”, October 1, 2016, <http://publications.iadb.org/handle/11319/8119>.

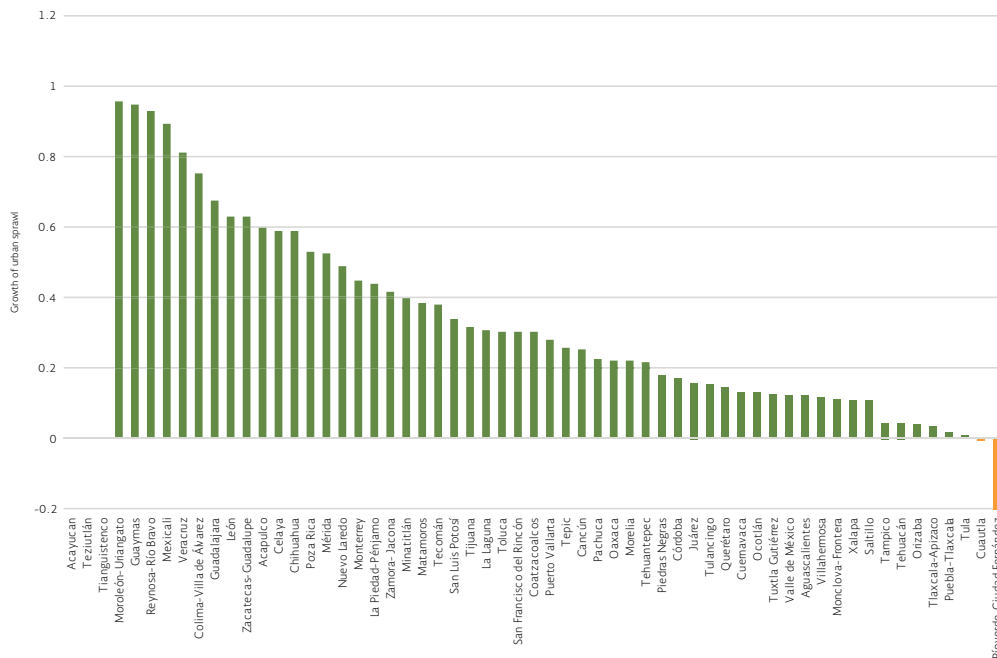


## GREEN SPACE PER CAPITA<sup>57</sup>

- None of the 59 metropolitan areas analyzed meets the standard of 9 m<sup>2</sup> of green space per person, as recommended by the WHO.<sup>58</sup>



## GROWTH OF URBAN SPRAWL<sup>59</sup>

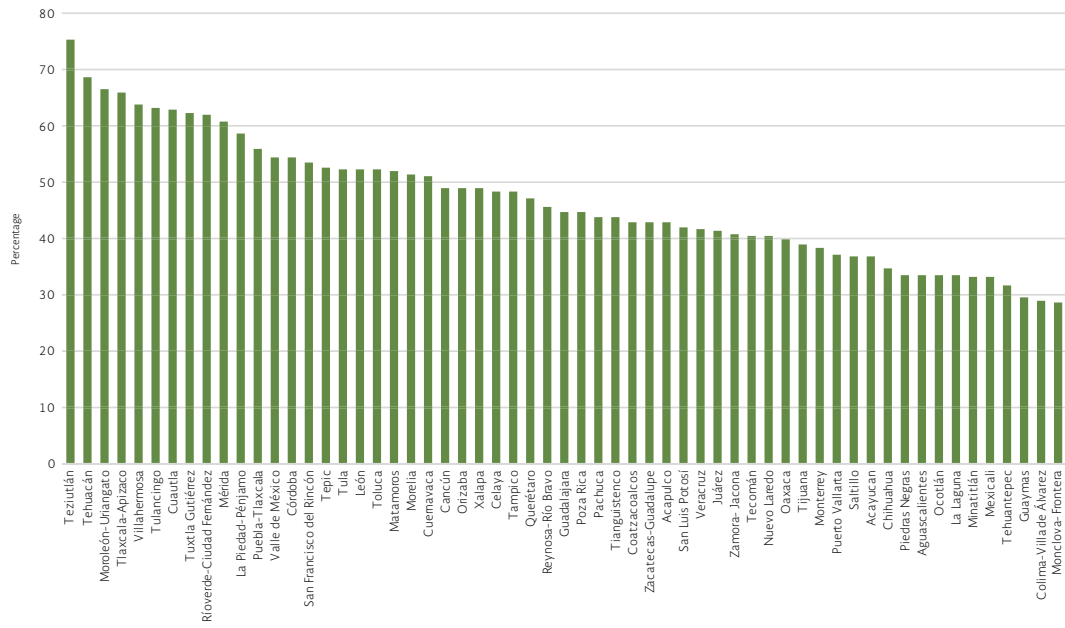


57 Indicator calculated by the Mario Molina Center with information from INEGI, “Marco Geoestadístico Nacional”, 2015, [http://www.inegi.org.mx/geo/contenidos/geoestadistica/m\\_g\\_0.aspx](http://www.inegi.org.mx/geo/contenidos/geoestadistica/m_g_0.aspx).

58 Fuente: United Nations Conference on Housing and Sustainable Urban Development, “Habitat III Issue Paper 11. Public Space”, 2016, <http://habitat3.org/the-new-urban-agenda/documents/issue-papers/>.

59 INEGI, “Censo de Población y Vivienda 2010”, 2010, <http://www.beta.inegi.org.mx/proyectos/ccpv/2010/>; INEGI, “Encuesta Intercensal 2015, Tabulados”.

## LOW-INCOME POPULATION WITH ACCESS TO PUBLIC TRANSPORTATION<sup>60</sup>



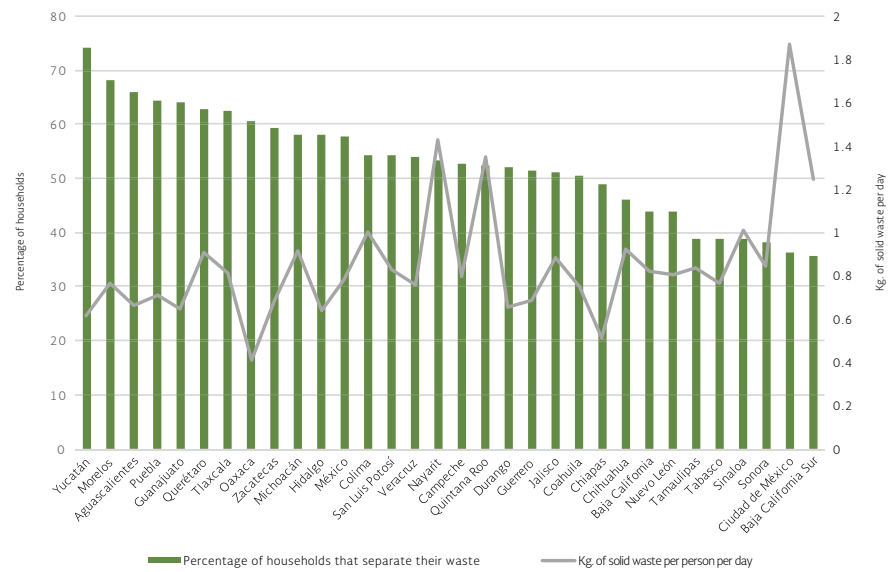
60 INEGI, “Censo de Población y Vivienda 2010”.

## SDG 12 – RESPONSIBLE CONSUMPTION AND PRODUCTION

### STATE INDICATORS

#### PER CAPITA COLLECTION OF SOLID WASTE AND HOUSEHOLDS THAT SEPARATE THEIR WASTE<sup>61</sup>

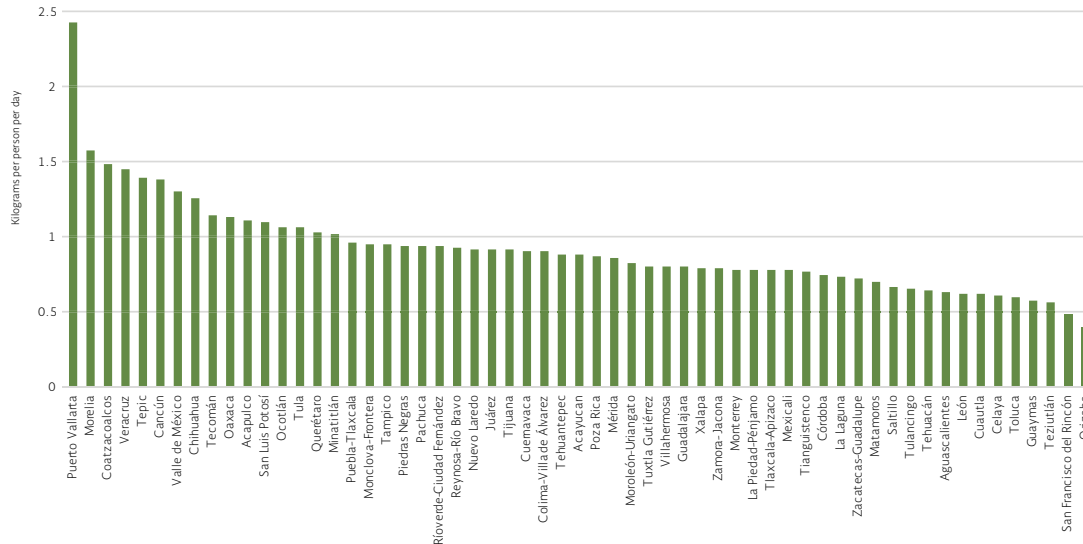
- The states that have a higher percentage of households that separate their waste are those that have lower quantities of waste collected per person.



61 INEGI, “Encuesta Intercensal 2015, Tabulados”.

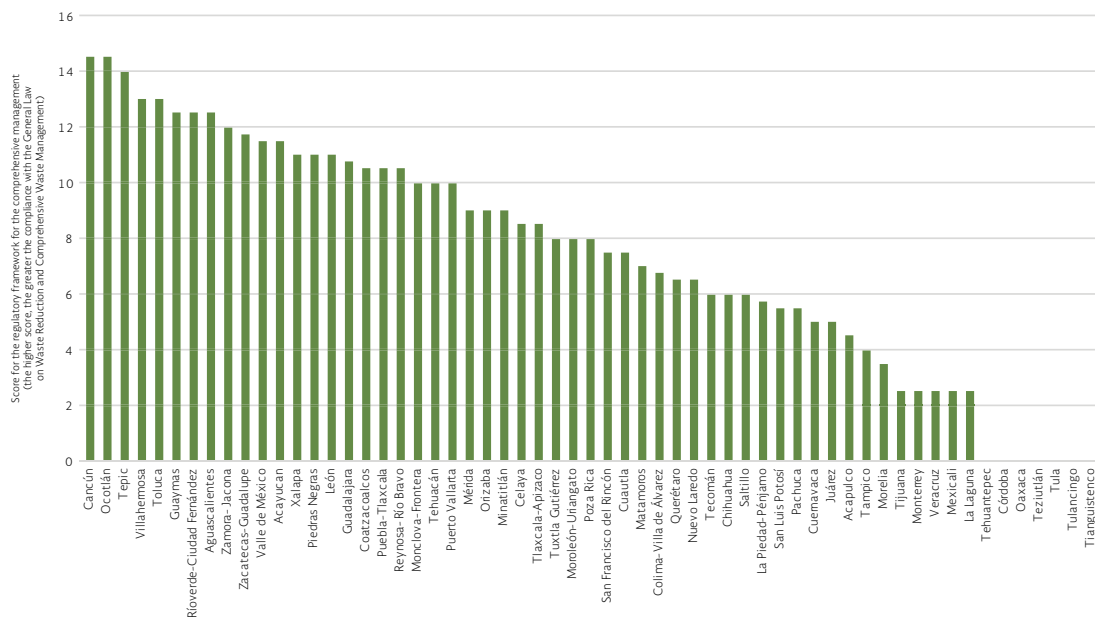
## METROPOLITAN AREA INDICATORS

### PER CAPITA GENERATION OF SOLID WASTE



### REGULATORY FRAMEWORK FOR THE COMPREHENSIVE MANAGEMENT OF SOLID WASTE

- This indicator was calculated based on information available on the websites of municipal governments regarding their waste management regulations. Points were calculated based on an evaluation that determines if municipal waste management regulations incorporate the three principles established in the General Law on Waste Reduction and Comprehensive Waste Management (LGPGIR, for its acronym in Spanish).





## SDG 13 – CLIMATE ACTION

### STATE INDICATORS

#### SHARE OF NATIONAL CARBON MONOXIDE EMISSIONS<sup>62</sup>

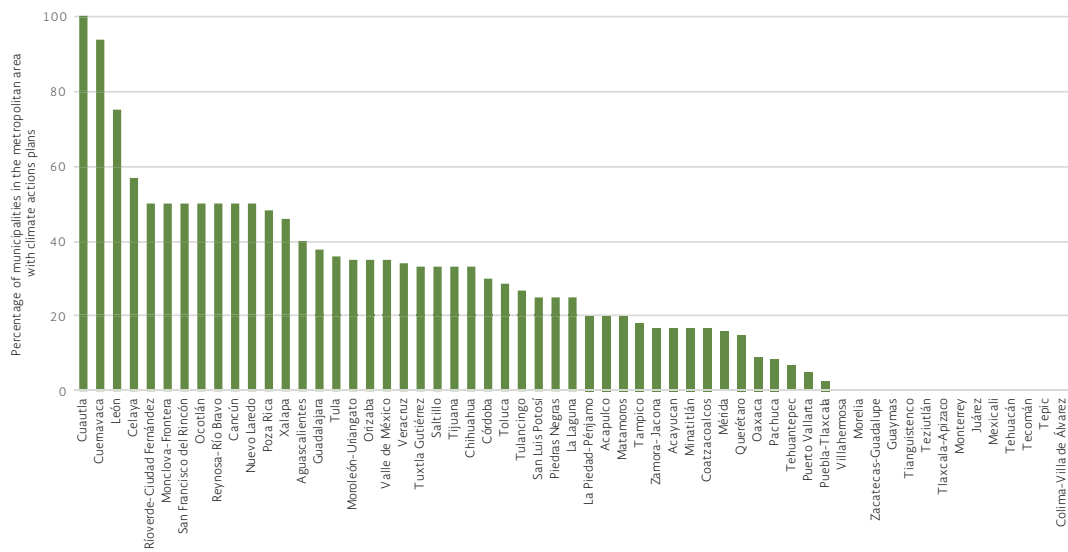


62 INEGI, "Catálogo Nacional de Indicadores, Emisión nacional de contaminantes por monóxido de carbono por fuente.", 2011, <http://www3.inegi.org.mx/sistemas/cni/escenario.aspx?ind=6200011964&gen=748&d=n&idOrden=1.1>.

## METROPOLITAN AREA INDICATORS

### CLIMATE ACTION PROGRAMS

- This indicator measures the percentage of local governments that have either prepared or made progress on municipal or regional climate action plans. These climate action plans are policy programs that build capacity and raise awareness among public servants and decision-makers regarding the causes and effects of climate change at the local level.

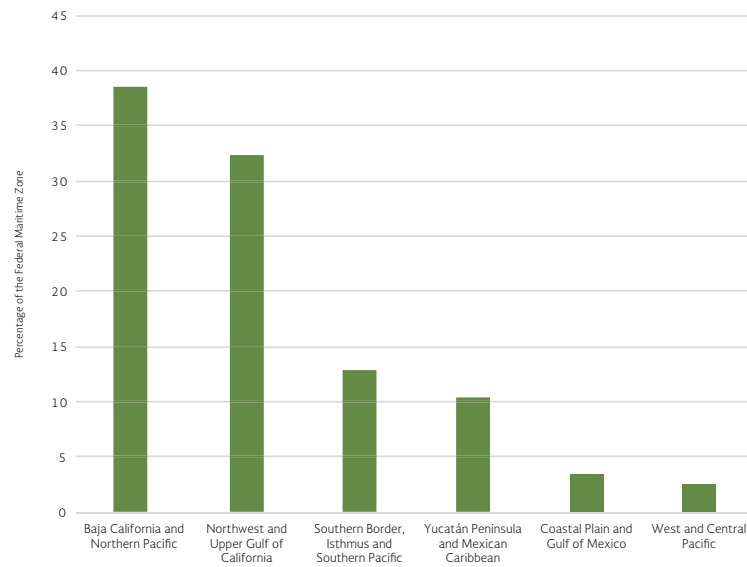


## SDG 14 – LIFE BELOW WATER

- Part of Mexico’s Federal Maritime Zone administered by the National Commission on Natural Protected Areas. These federal zones are strategic areas that are protected to guarantee the sustainable management of marine and coastal ecosystems.

### STATE INDICATORS

#### PERCENTAGE OF THE FEDERAL MARITIME ZONE SET ASIDE FOR CONSERVATION<sup>63</sup>



63 CONANP, “Prontuario Estadístico y Geográfico de las Áreas Naturales Protegidas de México”, 2016, <http://entorno.conanp.gob.mx/docs/PRONTUARIO-ANP-2015.pdf>.

**SDG 15 – LIFE ON LAND**

**STATE INDICATORS**

**PERCENTAGE OF THE STATE’S SURFACE AREA SET ASIDE FOR FEDERAL NATURAL PROTECTED AREAS<sup>64</sup>**



**EXISTENCE OF FORESTS AND JUNGLES<sup>65</sup>**



64 Environmental and Natural Resources Secretariat, “Superficie estimada de Áreas Naturales Protegidas federales por entidad federativa,” 2016, [http://dgeiawf.semarnat.gob.mx:8080/ibi\\_apps/WFServlet?IBIF\\_ex=D3\\_BIODIV04\\_20&IBIC\\_user=dgeia\\_mce&IBIC\\_pass=dgeia\\_mce&NOMBREENTIDAD=\\*](http://dgeiawf.semarnat.gob.mx:8080/ibi_apps/WFServlet?IBIF_ex=D3_BIODIV04_20&IBIC_user=dgeia_mce&IBIC_pass=dgeia_mce&NOMBREENTIDAD=*).

65 INEGI, “Uso de suelo y vegetación, serie V”, 2011, <http://www.beta.inegi.org.mx/temas/mapas/ usosuelo/>.



LOSS OF VIRGIN FORESTS AND JUNGLES IN THE PERIOD 1976-2008



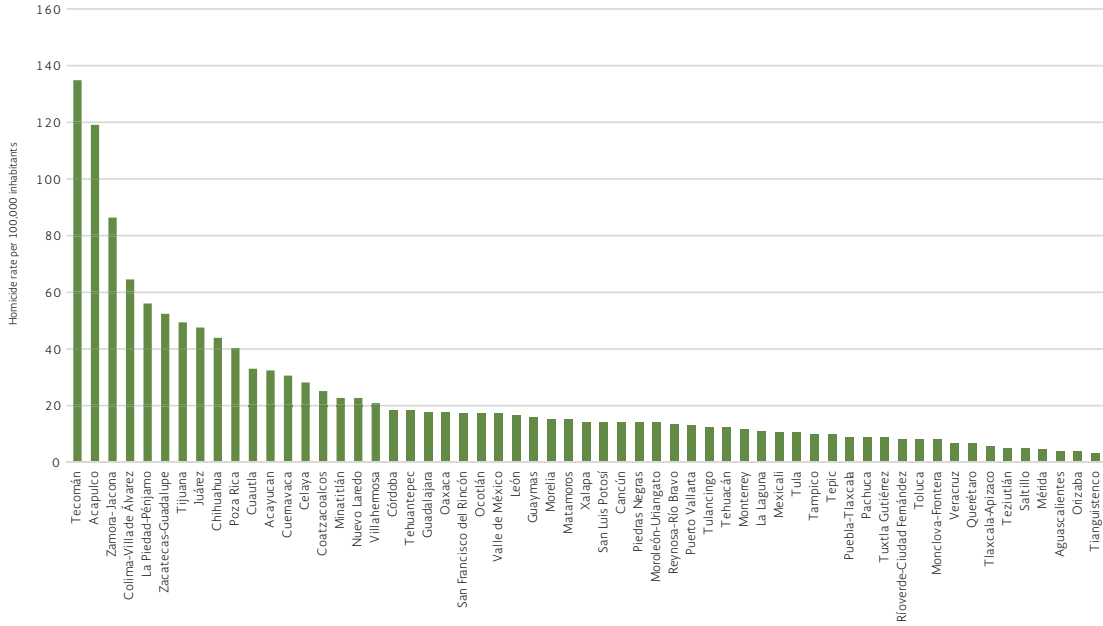
# SDG 16 – PEACE, JUSTICE AND STRONG INSTITUTIONS

## HOMICIDE RATE PER 100,000 INHABITANTS<sup>66</sup>

### STATE INDICATORS



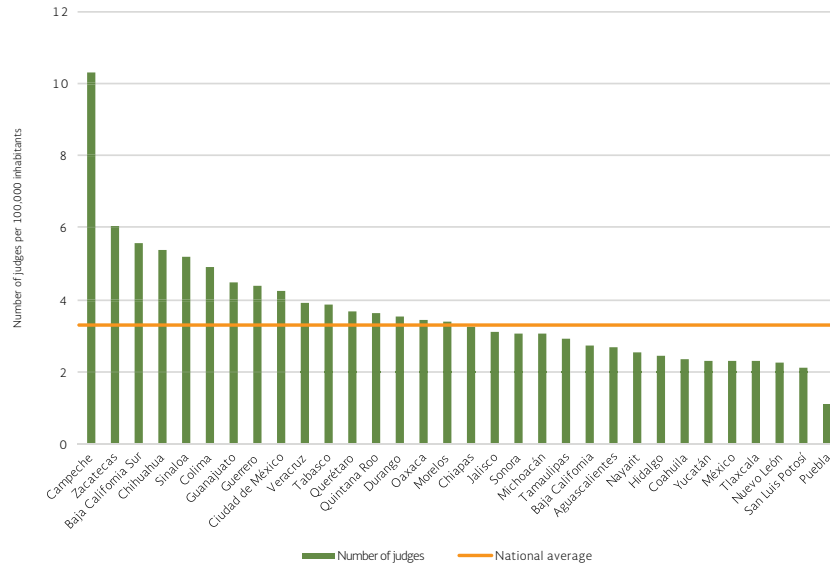
### METROPOLITAN AREA INDICATORS<sup>67</sup>



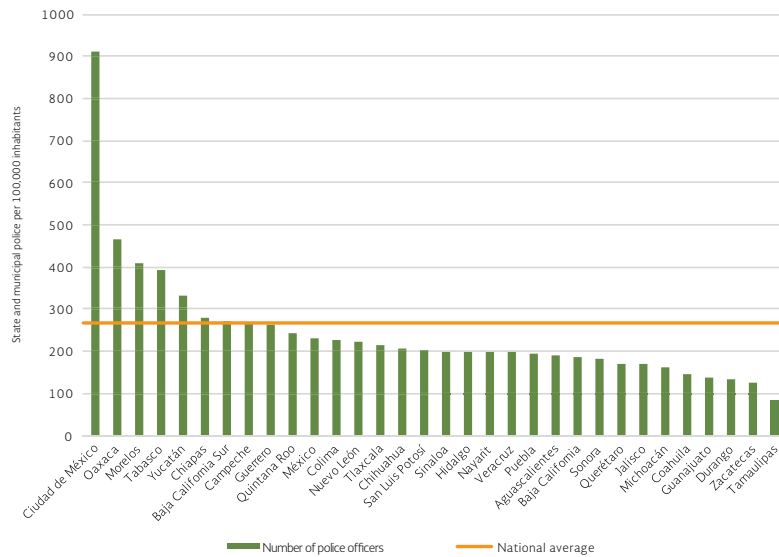
66 SEGOB, “Secretariado Ejecutivo del Sistema Nacional de Seguridad Pública, Incidencia delictiva del fuero común”, 2017, <http://secretariadoejecutivo.gob.mx/incidencia-delictiva/incidencia-delictiva-fuero-comun.php>.  
 67 INEGI, “Mortalidad, Tabulados”.

## STATE INDICATORS

### NUMBER OF JUDGES PER 100,000 INHABITANTS<sup>68</sup>



### STATE AND MUNICIPAL POLICE PER 100,000 INHABITANTS<sup>69</sup>

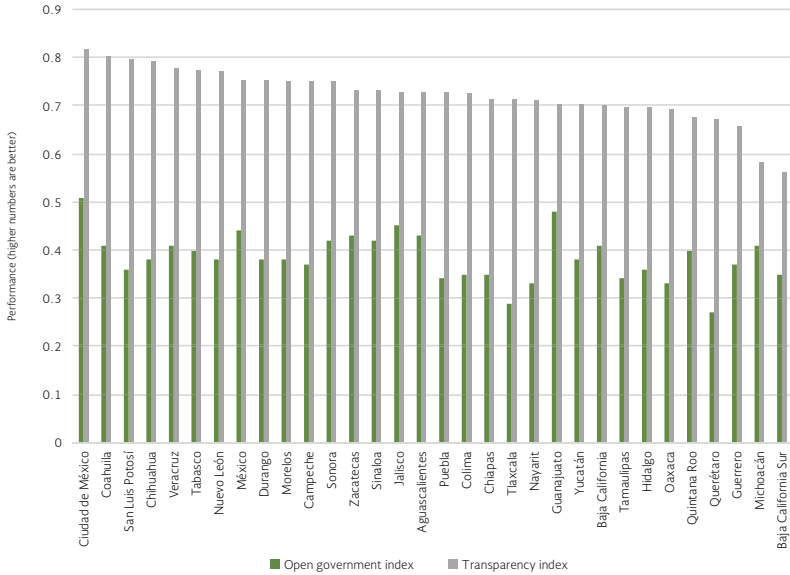


68 INEGI, “Censo Nacional de Impartición de Justicia State 2016, Tabulados”, 2016, <http://www.beta.inegi.org.mx/proyectos/censosgobierno/State/cnije/2016/>.

69 INEGI, “Censo Nacional de Gobiernos Municipales y Delegacionales 2017”, 2017, <http://www.beta.inegi.org.mx/proyectos/censosgobierno/municipal/cng-md/2017/>; CONAPO, “Estimaciones y proyecciones de la población por entidad federativa”.

# STATE INDICATORS

## OPEN GOVERNMENT INDEX AND TRANSPARENCY METRIC<sup>70</sup>



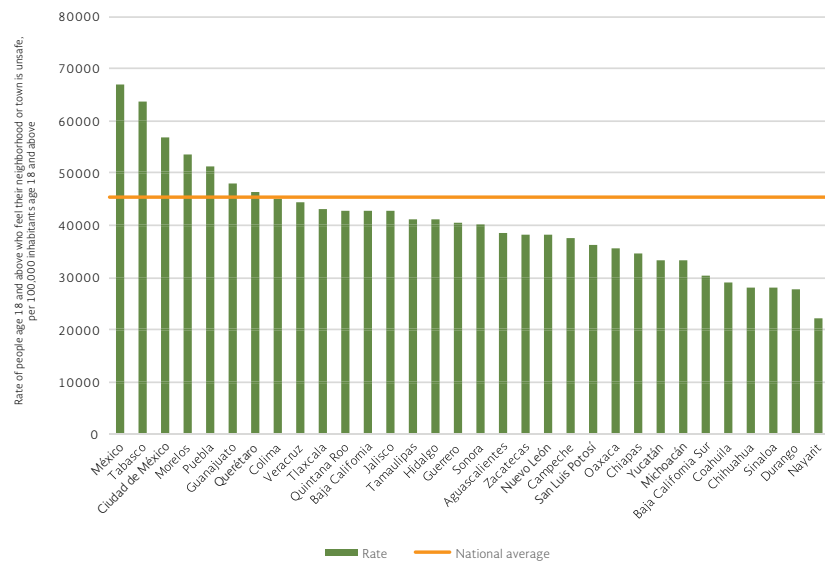
70 CIDE, “Métrica de Gobierno Abierto, Reporte de Resultados 2017” (Centro de Investigación y Docencia Económicas, 2017), <http://rendiciondecuentas.org.mx/metrica-de-gobierno-abierto/>; CIDE, “Métrica de la Transparencia” (Centro de Investigación y Docencia Económicas, 2014), <http://www.metricadetransparencia.cide.edu/?section=Documentos>.



## STATE INDICATORS

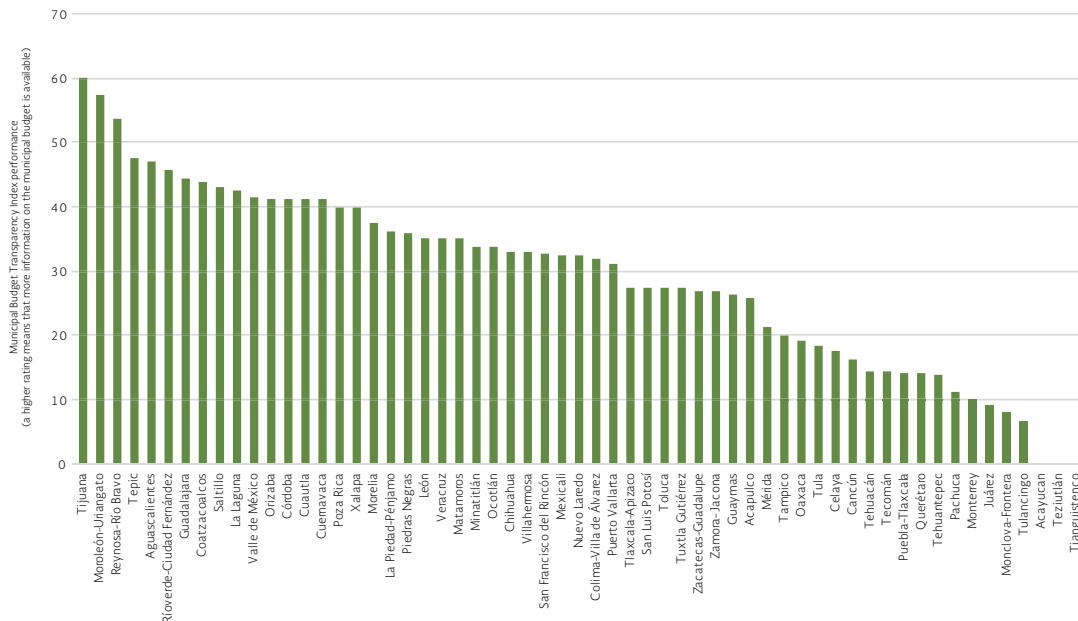
### RATE OF PEOPLE AGE 18 AND ABOVE WHO FEEL THEIR NEIGHBORHOOD OR TOWN IS UNSAFE, PER 100,000 INHABITANTS AGE 18 AND ABOVE

The perception of insecurity is not always connected to the homicide rate. The State of Mexico has the highest perception of insecurity, but it comes in 22nd in terms of its homicide rate, while Colima has the highest homicide rate, but comes in 8th in terms of perception of insecurity.



## METROPOLITAN AREA INDICATORS

### MUNICIPAL BUDGET TRANSPARENCY INDEX



**SDG 17 – PARTNERSHIPS FOR THE GOALS**

- Measuring this goal at the subnational level proved to be particularly challenging. The national indicators defined by the CTEODS are not disaggregated at the subnational level, while the global indicators take the country as a whole as the basic unit or have a supranational perspective.

**STATE INDICATORS**

**NUMBER OF INTERNATIONAL DEVELOPMENT COOPERATION PROJECTS PER STATE<sup>71</sup>**

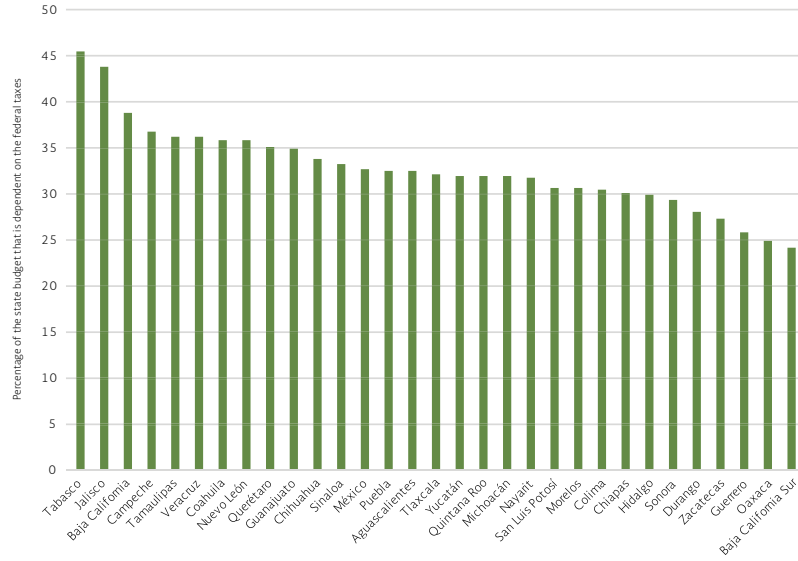
This mapping of international development cooperation projects and actions by subnational governments was jointly conducted by AMEXCID and the UNDP. The results of this project will be published in 2018 in the report *Mapping of International Development Cooperation Projects and Actions by Subnational Governments in Mexico*.



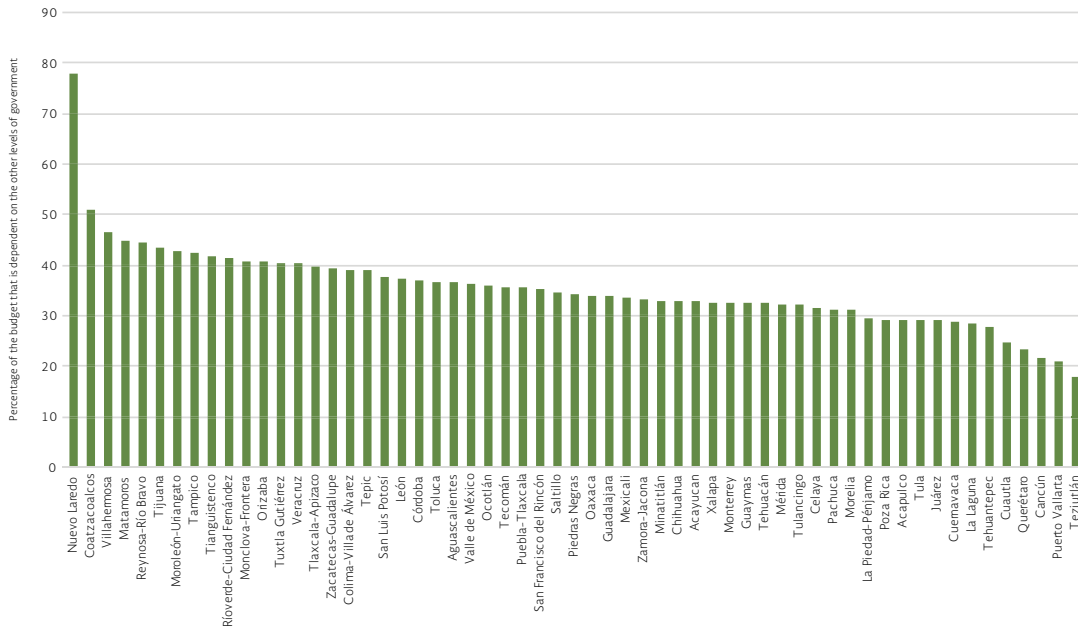
71 AMEXCID and UNDP, "Mapeo de proyectos y acciones de cooperación internacional de gobiernos subnacionales en México," August, 2018

## FINANCIAL DEPENDENCE<sup>72</sup>

### STATE INDICATORS



### METROPOLITAN AREA INDICATORS



72 INEGI, “Finanzas públicas States y municipales”, 2016, <http://www.beta.inegi.org.mx/proyectos/registros/economicas/finanzas/>.

### SHARE OF TOTAL EXPORTS, BY STATE<sup>73</sup>



### CONCLUSION

The indicators presented in this appendix show major differences between states, between metropolitan areas and even between metropolitan areas and the states in which they are located. This highlights the importance of the local implementation of the 2030 Agenda. State and municipal governments should have the capacity to detect areas of opportunity and focus policies to address them in accordance with the priorities and programs defined at the federal level.

The central axis of this Agenda is “leaving no one behind”. To achieve this, and ensure that development benefits the entire country, it is essential to have a subnational vision. Progress towards the Sustainable Development Goals will be measured not only with national averages, but also with disaggregated data.

73 INEGI, “Exportaciones por Entidad Federativa”, 2015, [http://www.inegi.org.mx/est/contenidos/proyectos/registros/economicas/exporta\\_ef/default.aspx](http://www.inegi.org.mx/est/contenidos/proyectos/registros/economicas/exporta_ef/default.aspx).



Special thanks for providing the photographic material used in this National Voluntary Review goes to:

Page 9: Archive of the Presidency of the Republic /  
General Coordination of Social Communication and Spokesperson of the Government of the Republic

Page 11: Archive of the Presidency of the Republic /  
General Coordination of Social Communication and Spokesperson of the Government of the Republic

Page 12: Archive of the Presidency of the Republic /  
General Coordination of Social Communication and Spokesperson of the Government of the Republic

Page 18: Santiago Arau

Page 22: Stephan Visser

Page 24: Archive of the Presidency of the Republic /  
General Coordination of Social Communication and Spokesperson of the Government of the Republic

Page 26: "Young look" UNFPA Mexico

Page 30: Government of the state of Hidalgo ®

Page 31: Government of the State of Mexico

Page 34: Santiago Arau

Page 39: Santiago Arau

Page 40: Santiago Arau

Page 44: Stephan Visser

Page 46: Archive of the Presidency of the Republic /  
General Coordination of Social Communication and Spokesperson of the Government of the Republic

Page 49: Luz Ramírez González

Page 50: Archive of the Presidency of the Republic /  
General Coordination of Social Communication and Spokesperson of the Government of the Republic

Page 53: Santiago Arau

Page 56: Sim Visser

Page 58: Santiago Arau

Page 60: Santiago Arau

Page 65: Archive of the Presidency of the Republic /  
General Coordination of Social Communication and Spokesperson of the Government of the Republic

Page 66: Archive of the Presidency of the Republic /  
General Coordination of Social Communication and Spokesperson of the Government of the Republic

Page 69: Archive of the Presidency of the Republic /  
General Coordination of Social Communication and Spokesperson of the Government of the Republic

Page 72: Santiago Arau

Page 74: Archive of the Presidency of the Republic /  
General Coordination of Social Communication and Spokesperson of the Government of the Republic

Page 76: Santiago Arau

Page 77: Santiago Arau

Page 79: Archive of the Presidency of the Republic /  
General Coordination of Social Communication and Spokesperson of the Government of the Republic

Page 80: Santiago Arau

Page 82: Archive of the Presidency of the Republic /  
General Coordination of Social Communication and Spokesperson of the Government of the Republic

Page 83: Santiago Arau

Page 84: Archive of the Presidency of the Republic /  
General Coordination of Social Communication and Spokesperson of the Government of the Republic

Page 87: Santiago Arau

Page 88: Archive of the Presidency of the Republic /  
General Coordination of Social Communication and Spokesperson of the Government of the Republic

Page 90: Archive of the Presidency of the Republic /  
General Coordination of Social Communication and Spokesperson of the Government of the Republic

Page 97: CONAGO

Page 98: top - Archive of the Presidency of the Republic /  
General Coordination of Social Communication and Spokesperson of the Government of the Republic

Page 98: Middle and bottom - INDESOL

**2018**

**OBJETIVOS  
DE DESARROLLO  
SOSTENIBLE**

**MÉXICO**  
**AGENDA 2030**