



KINGDOM OF CAMBODIA
Nation Religion King



ROYAL GOVERNMENT OF CAMBODIA




Cambodia's Voluntary National Review 2019
on the Implementation of the 2030 Agenda
for Sustainable Development


June 2019

CONTENTS

Table of Contents	i
List of Tables	iii
List of Figures	iii
Abbreviations	iv
Executive Summary	viii

 01 INTRODUCTION	1
1.1 Country context	3
1.2 RGC's commitment to the Sustainable Development Agenda	5
1.3 Integration and nationalization process	5
1.4 Rationale	6

 02 METHODOLOGY AND APPROACH	7
2.1 Introduction	9
2.2 Approach and sources	9
2.3 Key milestones	10
2.4 VNR drafting process	11


 03 POLICY AND ENABLING ENVIRONMENT	13
3.1 Creating ownership of the Sustainable Development Goals	15
3.2 Incorporating the Sustainable Development Goals in Cambodia's national planning and policymaking framework	15
3.3 Matching the three dimensions of sustainable and inclusive development to Cambodia's development strategies	16
3.4 Economic development, sustainability and inclusion	17
3.5 Leaving no one behind	18
3.6 Securing environmental sustainability	18

 04 PROGRESS ON GOALS AND TARGETS	19
4.1 Introduction	22
4.2 In-depth Review of 6 SDGs: Empowering people and ensuring inclusion and equality	22
CSDG 4: Ensure inclusive and equitable quality education and promote lifelong learning opportunities for all	23
CSDG 8: Promote sustained, inclusive and sustainable economic growth, full and productive employment and decent work for all	27
CSDG 10: Reduce inequality within and among countries	30

CSDG 13:	Take urgent action to combat climate change and its impacts.....	33
CSDG 16:	Promote peaceful and inclusive societies for sustainable development, provide access to justice for all and build effective, accountable and inclusive institutions at all levels.....	37
CSDG 17:	Strengthen the means of implementation and revitalize the global partnership for sustainable development	41

4.3 Summary Review of Remaining CSDGs

CSDG 1:	End poverty in all its forms everywhere.....	46
CSDG 2:	End hunger, achieve food security and improved nutrition and promote sustainable agriculture	49
CSDG 3:	Ensure healthy lives and promote well-being for all ages.....	52
CSDG 5:	Achieve gender equality and empower all women and girls	55
CSDG 6:	Ensure availability and sustainable management of water and sanitation for all	59
CSDG 7:	Ensure access to affordable, reliable, sustainable and modern energy for all	62
CSDG 9:	Build resilient infrastructure, promote inclusive and sustainable industrialization and foster innovation	65
CSDG 11:	Make cities, and human settlements inclusive, safe, resilient and sustainable	69
CSDG 12:	Ensure sustainable consumption and production patterns	73
CSDG 14:	Conserve and sustainably use the oceans, seas and marine resources for sustainable development	76
CSDG 15:	Protect, restore and promote sustainable use of terrestrial ecosystems, sustainably manage forests, combat desertification, and halt and reverse land degradation and halt biodiversity loss	79
CSDG 18:	End the negative impact of Mine/ERW and promote victim assistance	82

 05	MEANS OF IMPLEMENTATION	85
5.1	Integrating the CSDGs within the national policy and planning structures	87
5.2	Resourcing and enabling the goals	89
5.3	M&E and policy feedback	90
5.4	Awareness raising	91
5.5	Capacity building	91
5.6	Enhancing multi stakeholder partnerships	92

 06	CONCLUSION	93
--	-------------------------	-----------

APPENDICES	95
-------------------------	-----------

Appendix A: References	97
Appendix B: List of data sources for CSDG targets	98

LIST OF TABLES

Table 1: Summary performance against the Cambodian MDGs	4
Table 2: Timeline of activities	10
Table 3: Progress of CSDG 4	25
Table 4: Progress of CSDG 8	29
Table 5: Progress of CSDG 10	31
Table 6: Progress of CSDG 13	35
Table 7: Progress of CSDG 16	39
Table 8: Progress of CSDG 17	43
Table 9: Progress of CSDG 1	48
Table 10: Progress of CSDG 2	50
Table 11: Progress of CSDG 3	54
Table 12: Progress of CSDG 5	57
Table 13: Progress of CSDG 6	61
Table 14: Progress of CSDG 7	63
Table 15: Progress of CSDG 9	67
Table 16: Progress of CSDG 11	70
Table 17: Progress of CSDG 12	75
Table 18: Progress of CSDG 14	78
Table 19: Progress of CSDG 15	80
Table 20: Progress of CSDG 18	83

LIST OF FIGURES

Figure 1. Trends in consumption inequality 2007-2014	3
Figure 2: Human Development Index 1990 onwards	4
Figure 3: VNR compilation and sources	9
Figure 4: CSDG and national planning timelines	16
Figure 5: Rectangular Strategy Phase IV	17
Figure 6: CSDG performance for prioritized goals	22
Figure 7: CSDG performance for the non-prioritized 12 goals	45
Figure 8: CSDG framework's points of intersection with planning and budgeting processes	87
Figure 9: Projected finance flows to 2025 (low and upper scenarios)	89

ABBREVIATIONS

A

ADB	Asian Development Bank
AIDS	Acquired Immune Deficiency Syndrome
ASEAN	Association of Southeast Asian Nations

B

BOT	Build Operate Transfer
BSP	Budget Strategic Plan

C

CCC	Cooperation Committee for Cambodia
CCCSP	Cambodia Climate Change Strategic Plan
CCTWG	Climate Change Technical Working Group
CD	Communicable Disease
CDHS	Cambodian Demographic and Health Survey
CEDAW	Convention on the Elimination of all forms of Discrimination Against Women
CMAA	Cambodian Mine Action and Victim Assistance Authority
CMDGs	Cambodian Millennium Development Goals
CRDB/CDC	Cambodian Rehabilitation and Development Board/Council for Development of Cambodia
CRM	Coordinated Response Mechanism
CSDGs	Cambodian Sustainable Development Goals
CSES	Cambodian Socio-Economic Survey
CSO	Civil Society Organization
CTM	Cut-Trim and Make

D

DCPS	Development Cooperation and Partnership Strategy
DFA	Development Finance Assessment
D4D	Data For Development
DP	Development Partner
DPCS	Development Cooperation and Partnership Strategy

E

ECE	Early Childhood Education
ECG	Echocardiography
EGL	Early Grade Learning
ERW	Explosive Remnants of War

F

FDI	Foreign Direct Investment
------------	---------------------------

G

GBV	Gender Based Violence
GDP	Gross Domestic Product
GER	Gross Enrolment Rate
GHG	Greenhouse Gas
GIS	Geographic Information System
GMAP	Gender Mainstreaming Action Plan
GPI	Gender Parity Index
GRB	Gender Responsive Budgeting

H

HDI	Human Development Index
HIV	Human Immunodeficiency Virus
HLPF	High Level Political Forum
HSP3	Health Strategic Plan 2016-2020

I

ICT	Information Communication Technology
ID	Identification
IDP	Industrial Development Policy
IDPoor	Identification of Poor Household
IMTWG	Inter-Ministerial Technical Working Group
INDC	Intended Nationally Determined Contribution
IP	Intellectual Property
IWRM	Integrated Water Resources Management

J

JMI	Joint Monitoring Indicator
------------	----------------------------

L

LANGO	Law on Association and Non-Governmental Organization
LAs	Line Agencies
LDC	Least Development Country
LMs	Line Ministries

M

MAFF	Ministry of Agriculture Fishery and Forestry
MCS	Ministry of Civil Service
MDGs	Millennium Development Goals
MEF	Ministry of Economy and Finance
MIC	Medium Income Country
MIH	Ministry of Industry and Handicraft
MME	Ministry of Mine and Energy
MOH	Ministry of Health
MOC	Ministry of Commerce
MOCS	Ministry of Civil Service
MOE	Ministry of Environment
MOEYS	Ministry of Education, Youth and Sport
MOH	Ministry of Health
MOI	Ministry of Interior

MONASRI	Ministry of National Assembly Senate Relation and Inspection
MOP	Ministry of Planning
MOSVY	Ministry of Social Affairs Veterans and Youth Rehabilitation
MOWA	Ministry of Women's Affairs
MOWRAM	Ministry of Water Resources and Meteorology
MRD	Ministry of Rural Development
M&E	Monitoring and Evaluation

N

NAPVAW	National Action Plan to prevent Violence Against Women
NCC	National Coordinating Committee
NCD	Non-Communicable Disease
NCSD	National Council for Sustainable Development
NDSP	National Disability Strategy Plan
NGOs	Non-Government Organizations
NEP	National Employment Policy
NIP	National Implementation Plan
NIS	National Institute of Statistics
NESAP	National Environment Strategy and Action Plan
NFV	National Fund for Veterans
NSFSN	National Strategy for Food Security and Nutrition
NSPPF	National Social Protection Policy Framework
NSDP	National Strategic Development Plan
NSS	National Statistical System
NSSF	National Social Security Fund
NSSFC	National Social Security Fund for Civil Servants

O

ODA	Official Development Assistance
OECD	Organisation for Economic Co-operation and Development
OVOP	One Village One Product

P

PIP	Public Investment Program
POPs	Persistent Organic Pollutants
PPP	Public Private Partnership
PFM	Public Financial Management
PWDF	People with Disabilities Fund

R

RGC	Royal Government of Cambodia
RIA	Rapid Integration Assessment
RS-IV	Rectangular Strategy Phase IV

S

SCC	Statistics Coordination Committee
SDGs	Sustainable Development Goals
SDF	Skill Development Fund
SEZs	Special Economic Zones
SME	Small and Medium Enterprise

SNL	Sub-National Level
STEM	Science, Technology, Engineering, and Mathematics
T	
TAMD	Tracking Adaptation and Measuring Development
TDGDP	Tourism Direct Gross Domestic Product
TVET	Technical and Vocational Education and Training
TWGs	Technical Working Groups
TWG-PPR	Technical Working Group on Planning and Poverty Reduction
TYDA	Techo Voluntary Youth Doctor Association
U	
UN	United Nations
UNCT	United Nations Country Team
UNDG	United Nations Development Group
UNDP	United Nations Development Programme
UNCAC	United Nations Convention against Corruption
UNICEF	United Nations Children's Fund
UNESCAP	United Nations Economic and Social Commission for Asia the Pacific
UNFCCC	United Nations Framework Convention on Climate Change
UNSD	United Nations Statistics Division
USD	United States Dollars
UNV	United Nations Volunteers
V	
VAC	Violence Against Children
VAW	Violence Against Women
VNR	Voluntary National Review
W	
WHO	World Health Organisation
WTO	World Trade Organization

EXECUTIVE SUMMARY

Under the national motto, “Nation, Religion, King”, the Royal Government of Cambodia (RGC) has pursued a progressive development agenda. The last forty years, Cambodia has made enormous progress in recovering from protracted conflict and genocide, and the accompanying blows to the country’s social and economic infrastructure, human resources, and above all, the spirit of Khmer people. Carrying this re-bounding spirit forward and seeking to continue its strong record of achievement on the MDGs, Cambodia enthusiastically supports the agenda set out by the Sustainable Development Goals (SDGs) 2016-2030.

Progress to date

Following the endorsement of the SDGs at the UN General Assembly in late 2015, the RGC has worked to adapt the goals to the national context and has crafted a fully localized framework – the Cambodian SDGs (CSDGs). In addition to the global 17 goals, an 18th goal requiring the clearance of landmines and unexploded ordinance was added. The final framework comprises 18 CSDGs, 88 nationally relevant targets, and 148 globally and locally defined indicators. This underlines the level of nationalization of the SDGs and commitment of the RGC.

The process underpinning Cambodia’s first Voluntary National Review (VNR) began in late 2018, led by the Ministry of Planning. As with the CSDG Framework, the VNR relies on a wide consultative process. It has adopted a whole of government approach - drawing in line ministries and agencies, and local administrations; and a whole of society approach - open to civil society and business actors; with regular consultations taking place throughout the process.

The VNR reports on efforts to adapt, adopt and now deliver the SDGs in Cambodia. This has been done through the establishment of institutions and mechanisms, creation of the CSDG Framework, incorporation of the CSDGs within national planning, building tangible links between CSDGs and public budgets, and advocacy and citizen engagement strategies.

The VNR also reviews progress, and to date this has been promising, with a majority of CSDG targets rated as “ahead” or “on track”. This is especially true of the six prioritized goals (Education, Decent Work and Growth, Reduced Inequalities, Climate Action, Peace and Institutions, and SDG Partnerships). Moreover, these six each figure within the RGC’s strategic planning priorities, as set out in the *Rectangular Strategy Phase IV (RS-IV)* and the *National Strategic Development Plan (NSDP) 2019-2023*. However, RGC recognizes that it is early in the implementation process, that sustained efforts are needed, and has set out concrete delivery proposals on management oversight, monitoring and evaluation (M&E), and data and resourcing.

Opportunities and challenges

In pursuing the CSDG agenda, Cambodia faces both opportunities and challenges. Drawing on the RGC’s stance, set out in its primary strategic documents – the *RS-IV* and the *NSDP*, we highlight three major issues.

The first is the resourcing and economic underpinning of SDG delivery in the near and longer term. Cambodia’s economy remains buoyant – economic growth, private sector investment and public revenues remain strong, providing a solid basis for delivery. Driving these trends are structural changes in the economy towards high value-added activities, and Cambodia’s young and dynamic population. Yet Cambodia also faces challenges in maintaining this path, specifically in financing the sheer ambition of the SDG agenda and public expectations of improved public services, alongside declining overseas aid.

The second issue is the overarching threat posed by climate change, which challenges the progress in many of the SDGs. While the RGC has embarked on many measures to both mitigate and adapt to these global pressures, the country remains exposed to the impacts of severe climatic events and global warming. This along with the need to combat environmental degradation in a rapidly developing middle income country, is a key priority for the RGC.

Finally, there are a host of questions posed by the governance aspects of the goals, including the mobilization of all actors to support CSDG achievement. While Cambodia has made significant investments in public sector

management reform and systems strengthening, gaps remain, particularly in relation to data and M&E. Through various instruments such as the *Public Financial Management Reform Program and the National Strategy for the Development of Statistics* and associated work plans, the RGC is making significant efforts to build effective tools for oversight and delivery of the goals. Additionally, within this topic is the need to reach out beyond government, given SDG delivery must be involved by all stakeholders, including civil society and private sectors.

Key messages going forward

Foremost, the RGC re-iterates its wholehearted support of the SDGs, and its ambition to maintain Cambodia's rapid pace of development and carry through the necessary measures and reforms. The Cambodia SDG Framework offers a strong starting point – it represents a comprehensive and fully nationally-adapted set of targets, provides baseline, milestones and end line data, and sets-out arrangements for the management and governance of delivery at the strategic level. The RGC is committed to its consolidation and regular updating against the agreed targets.

Cambodia's success in achieving the MDGs and its ambitions for the CSDGs parallel the country's development story of rapid post-conflict recovery, dramatic poverty reduction, and its emergence as a high growth lower middle-income country. The SDGs fully align with the RGC's long-term development vision as articulated in Vision 2050, and in its medium-term instruments – the *RS-IV* and the *NSDP 2019-2023*. These collectively seek to enable progression to Upper Middle-Income and then High-Income Country status on the basis of socioeconomic inclusion and environmental sustainability. The imperative of securing equitable development and *leaving no one behind*, and preserving Cambodia's natural resource endowment, while also addressing the threats posed by climate change, are fully embedded within the policy stance therefore.

The CSDGs have been fully integrated within planning and policy-making. This is through their inclusion in the NSDP's Monitoring and Evaluation framework, where around 40% of the indicators have been adopted; and via ministry and agency Budget Strategic Plans, where the CSDGs will provide the performance measures of budget outcomes. The latter, undertaken via national public financial management reforms, is especially innovative, marking Cambodia out globally for offering a concrete connection between the SDGs and public sector budgeting.

These principles also filter through sector plans and strategies and filter down to subnational plans.

In closing, the RGC recognizes that despite strong initial progress, much remains to be done if we are to realize the ambitions of the CSDGs. In coming years, we will seek to sharpen the focus on implementation, through prioritization of actions, enhancing governance, effective resourcing, and strengthening partnerships.



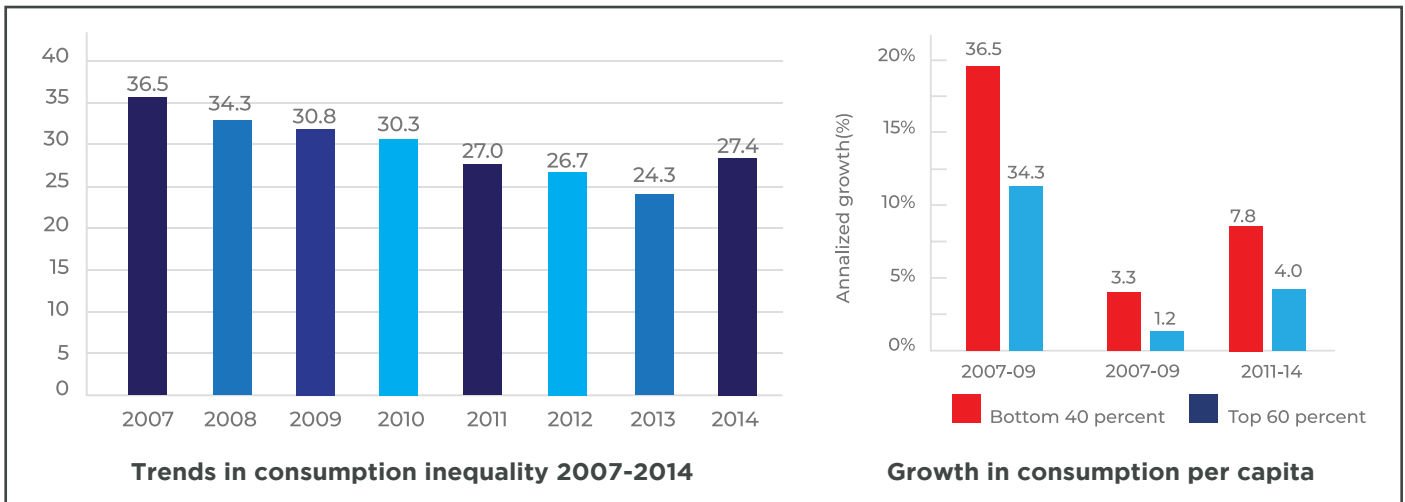


Section 1: INTRODUCTION

1.1 Country context

In the last two decades, Cambodia has demonstrated strong economic performance, making great strides towards sustained, rapid and broad-based economic development. Cambodia has maintained an average GDP growth rate of over 7% per year, supported by policies that ensure strong macroeconomic stability and an open economy. This has resulted in higher average incomes and a dramatic reduction in poverty, accompanied by high levels of employment and benign levels of inequality (see Figure 1, which shows consumption growing faster among the bottom 40% of the population associated with declining overall inequality).

Figure 1: Trends in consumption inequality 2007-2014



Source: CSES 2007-2014

While still classified as a least developed country (LDC), Cambodia's strong economic growth was reflected in its graduation to a lower-middle income country status in 2016. The RGC's Vision 2050 promotes economic inclusion and environmental sustainability to ensure Cambodia becomes an upper-middle income country by 2030 and a high-income country by 2050.

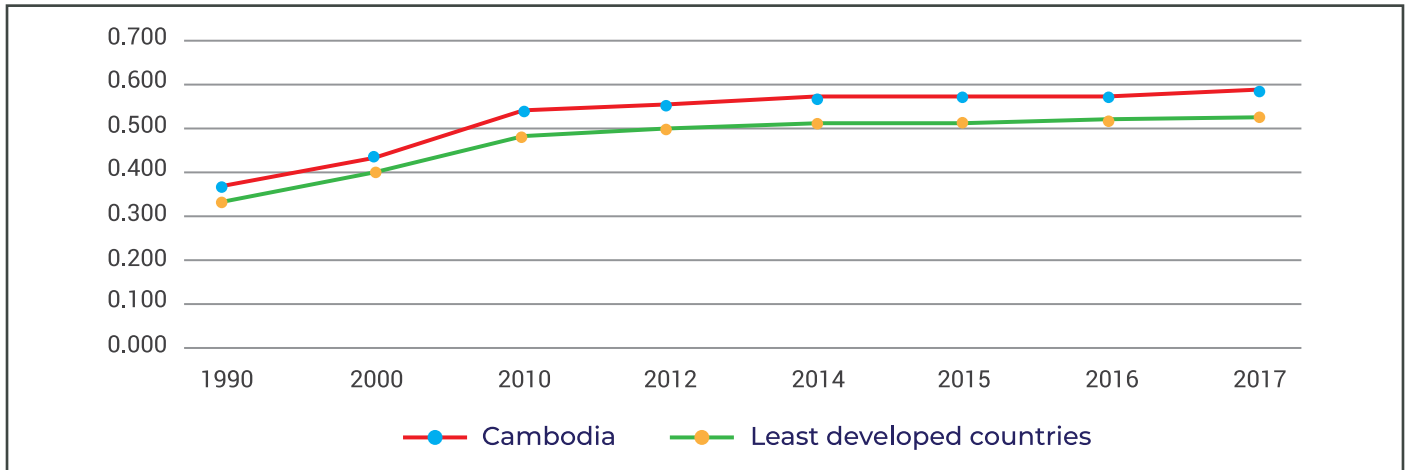
Cambodia's rapid development has been a catalyst for transformation of the economy. Policies that prioritize industrialization and modernization of the economy have resulted in a declining share of the agricultural sector in GDP. The significant migration of workers to industry in urban centers, and abroad, has further shifted the balance away from the rural economy. Yet the agricultural sector remains an important source of production and employment. Cambodia is one of the world's 10 largest rice exporters, doubling its exports of milled rice in the period 2013-2017.

Cambodia is an open economy with an increasingly attractive investment climate. In 2017 Cambodia exported goods to 147 countries worth 60% of GDP. The leading manufacturing sector - garments and footwear - continues to grow and support positive structural change and growth in value-added. There has also been some diversification of the industrial base, notably to automotive parts and electronics. The service sector has also seen strong annual growth, especially via better performance in domestic trade and transportation. Tourism, retail/wholesale, and real estate sectors, which represent major components of employment and output in the economy, continue robust growth in recent years.

Cambodian society is currently undergoing major transformations driven by a rapid demographic transition and progressive urbanization and industrialization. Progress on social indicators, notably in health and education has also been strong. Public health has improved, including: a notable reduction in maternal, child and infant mortality rates; a reduction in the HIV/AIDS prevalence rate; and significantly reduced malaria incidence. Education reforms have enhanced life opportunities for youth and created an improved supply of quality human resources and skills to the job market.

The chart below depicts the path of Cambodia's Human Development Index, which underlines the dramatic rate of change that has made Cambodia one of the top ten performers globally.

Figure 2: Human Development Index 1990 onwards



Source: Authors based on UNDP HDI data (<http://hdr.undp.org/en/data>)

Other important areas of progress that provide a platform for localizing and implementing the CSDGs include:

- Political stability and peace have been maintained based on observance of the rule of law and democracy. Security and social order have created a favorable environment for national development.
- Commitment to balanced and equitable growth with a focus on welfare, for example through lowering utility prices and expansion of the National Social Security Fund and Health Equity Fund.
- Governance reforms - Public Administration Reform, Public Financial Reform (PFM), Sub-National Democratic Development Reform, the fight against corruption, legal and judicial reform, and armed forces reform - have improved the quality and effectiveness of public services.
- Notable progress in PFM reform has strengthened revenue management. This has resulted in a threefold increase in education and agriculture in the period 2013-2017, the health budget has more than doubled, and locally financed direct investments increased by nearly 2.5 times.

This strong performance is further underpinned by progress on the Cambodian Millennium Development Goals (CMDGs), as illustrated in the chart below. Cambodia achieved the vast majority of the targets, which provides a sound basis for future SDG performance.

Table 1: Summary performance against the Cambodian MDGs

Goals	Targets	Performance
1. Eradicate Extreme Poverty and Hunger	(1a) Halve the proportion living below the nat. poverty line	Achieved
	(1b) Reduce the proportion living in hunger	Achieved
	(1c) Increase the income share of the poorest 20%	Unfinished business
	(1d) Improve nutrition & end stunting	Unfinished business
2. Achieve Universal Primary Education	(2a) Achieve 100% net enrolment at primary level	Almost Achieved
	(2b) Achieve 100% completion rate at primary level	Unfinished Business
	(2c) Achieve universal literacy of people aged 15-25	Almost Achieved
	(2d) Achieve gender parity at primary school level	Achieved
3. Promote Gender Equality and Empowering Women	(3a) Achieve gender equality in education & literacy	Achieved
	(3b) Empower women in wage employment	Unfinished Business
	(3c) Empower women in decision making	Unfinished Business
	(3d) Combat gender-based violence	No target values
4. Reduce Child Mortality	(4a) Reduce the infant mortality rate	Achieved
	(4b) Reduce under-five child mortality rate	Achieved
5. Improve Maternal Health	(5a) Reduce the maternal mortality ratio	Achieved
	(5b) Increase % of births attended by skilled personnel	Achieved

6. Combat HIV/AIDS, Malaria and Other Diseases	(6a) Cut HIV prevalence among general population	Achieved
	(6b) Reduce the TB mortality rate and prevalence	Achieved
	(6c) Cut the malaria mortality rate	Achieved
7. Ensure Environmental Sustainability	(7a) Sustainable development principles & reverse natural resource loss	No target values
	(7b) Achieve access to safe water & sanitation	Achieved
	(7c) Reduce dependency on wood for fuel	Unfinished Business
	(7d) Increase proportion with secure land tenure	Achieved
8. Global Partnership	No targets	Not applicable
9. Demine/ remove Explosive Remnants & Assist Victims	(9a) Reduce the number of civilian casualties	Achieved
	(9b) Clear land in contaminated areas	Achieved

Source: MOP, CSDG Framework Report (2018)

While Cambodia's socio-economic performance has been remarkable, one of the greatest challenges to further development concerns environmental degradation and Cambodia's vulnerability to climate change. Cambodia is ranked among the world's top ten countries most vulnerable to climate change. To attain environmental sustainability, the RGC has initiated wide-ranging environmental governance reform.

Effective enforcement of environmental laws and policies now depends on the development of adequate technical and financial skills in relevant government institutions.

Other challenges prioritized by the RGC in its development strategy include:

- The continued need to strengthen social services and human resources to improve life opportunities, provide safety nets, promote gender equality and boost economic competitiveness.
- The provision of improved public services and strengthening of the rule of law. This requires attention to institutional and regulatory frameworks, developing organizational and individual capacities, and resourcing services, especially at sub-national level.
- Continued private sector reforms that facilitate economic transformation by addressing financial sector vulnerabilities, SME development, trade facilitation, labour market functioning and investment promotion.
- Increased diversification of products and markets to increase value added in industry and service sectors while addressing economic vulnerability.
- Global economic uncertainty that affects trade and Cambodia's continued regional and global integration.
- As Cambodia looks toward graduation from LDC status, this may lead to the reduction of ODA, favorable market access and trade arrangements.

1.2 RGC's commitment to the Sustainable Development Agenda

The RGC embraced the United Nations' 2030 Agenda for Sustainable Development and its associated 17 Sustainable Development Goals (SDGs) with a strong commitment to their achievement. The Ministry of Planning (MOP) was authorized to lead and coordinate the nationalization of the SDGs. The Cambodian SDGs (CSDGs) Framework 2016-2030 selected all 17 SDGs and added one additional goal, related to clearance of land mines and Explosive Remnants of War, reflecting the national priority of de-mining Cambodia's territory. This resulted in a final version comprising: 18 CSDGs, 88 nationally relevant targets, and 148 (global and locally defined) indicators including 96 national indicators.

The formal development process of the CSDG Framework included multiple rounds of consultations with relevant stakeholders, including policymakers, line ministries and agencies, development partners and civil society organizations. It includes proposals on how the goals would be integrated within Cambodia's policy and delivery systems.

1.3 Integration and nationalization process

The localization process of the SDGs in Cambodia began with the assessment of achievements and unfinished goals of the CMDGs in relation to the goals, targets and indicators of the SDGs. Priority was given to the coordination of the planning and implementation of the SDGs with local development strategies

The RGC partnered with United Nations agencies in developing two preliminary analyses- the Rapid Integrated Assessment (RIA) (2016) and the SDG Assessment (2017). The RIA mapped Cambodia's National Strategic Development

Plan (NSDP) and other principal strategies to identify areas of alignment between the SDGs and Cambodia's policy agenda, while the SDG assessment focused on the indicators and availability of reliable data sources. The RGC then fully adapted the SDGs to fit with the Cambodian context to include national needs, challenges, and aspirations.

The CSDGs have been fully integrated into the NSDP 2019-2023, where they provide a large proportion of the M&E data; and via proposed inclusion in line ministry and agency Budget Strategic Plans (which are a major part of Cambodia's performance-based budgeting arrangements). The latter is especially innovative and marks Cambodia out globally.

1.4 Rationale

The RGC is set to deliver its first Voluntary National Review (VNR) at the 2019 session of the High-Level Political Forum on Sustainable Development. The preparation process was led and coordinated by the MOP. The purpose of the VNR is to report on progress towards establishing the instruments and institutions to deliver sustainable and inclusive development in Cambodia and the RGC's plans for accelerated actions. Equally, it offers an opportunity to share experiences with peer countries, enable assessment of the CSDG Framework and strengthen mechanisms to engage a wider group of stakeholders in delivering the 2030 Agenda for Sustainable Development.

The VNR is important for a number of reasons - as a participatory process, a means of reviewing implementation and delivery arrangements, and for offering an initial measurement of the progress made. It also provides opportunities for the RGC to learn from others and to assess past experiences, and to shape opportunities for innovative and impactful solutions towards achieving the Cambodia Vision 2050.

The VNR has deepened the understandings of the multi-dimensional and cross-sectoral nature of the 2030 Agenda for Sustainable Development. The SDGs are a comprehensive set of goals, where success in one SDG means addressing challenges and gaps in others. The review has been instrumental in enabling discussion of common challenges and prompting joint working across ministries.

The VNR preparation process has been important for capacity building and strengthening across the RGC. By conducting an honest assessment of what would it take to achieve inclusive and sustainable development while leaving no one behind, the key actors are one step closer to taking action and mobilizing support. Through broad-based stakeholder engagement, this process has involved all stakeholders including private sector, academia, and civil society, who can contribute to achieving the national development priorities.

Lastly, the VNR process has started to galvanize innovation and new forms of financing for development needed to achieve the CSDGs, such as how tax revenues or ODA can be used to crowd in private investments to deliver development outcomes. It has also inspired discussions on a new development finance architecture that is able to track and direct financial and investment flows to stimulate economic growth and accelerate social and environmental gains.

1.4.1 HLPF and Cambodia's VNR 2019

The global theme of the 2019 HLPF is '*Empowering people and ensuring inclusiveness and equality*'. While countries are encouraged to review all the goals and national priorities, the set of goals to be reviewed by this year's HLPF are:

- SDG 4 (Quality Education),
- SDG 8 (Decent Work and Economic Growth),
- SDG 10 (Reduced Inequalities),
- SDG 13 (Climate Action),
- SDG 16 (Peace, Justice and Strong Institutions), and
- SDG 17 (Partnerships for the Goals).

Crucially, the HLPF also enables review of delivery challenges and opportunities going forward, and the sharing of lessons learned and experiences. Cambodia's VNR delivers this review in the following sections:

- Section 2 reviews the process and methods adopted by MOP to complete the VNR.
- Section 3 provides a more detailed discussion of the country context, including Cambodia's policy and planning framework, its current policy stance and the key issues Cambodia faces in the short and long terms.
- Section 4 reports on the six priority goals in detail, while also providing an overview of progress on the remaining CSDGs. In doing so, it also sets out the national CSDGs Framework.
- Finally, Section 5 reports on means of implementation issues and next steps.





Section 2: METHODOLOGY AND APPROACH

2.1 Introduction

This second section sets out the methods and general approach adopted to compile the VNR. It has 3 sub-sections. The first sub-section discusses the approach and sources. The second provides an overview of the key milestones and a timetable of each activity. The last subsection examines the VNR drafting process.

2.2 Approach and sources

The discussion and analysis within the VNR are based on a mixed-methods research approach which consists of stocktaking of the current position, desk reviews, and interviews of key stakeholders to evaluate progress, challenges, and key policies to accelerate the CSDGs. Key documents reviewed include the *Rectangular Strategy IV, the CSDGs Framework 2016-2030, and the draft NSDP 2019-2023*, as well as other sectoral strategic plans. These were thoroughly examined to get a better understanding of progress and challenges by targets and indicators of each CSDG.

In addition, it is important to underline that the VNR process adopted an open and inclusive approach – it relied on a wide variety of quantitative and qualitative information provided from a number of stakeholder sources. Moreover, a series of consultations were undertaken within the RGC and with the wider Cambodian policy circles. The key sources and information flows are depicted in the chart below.

Figure 3: VNR compilation and sources



A template for collecting inputs for the VNR from key stakeholders was developed to facilitate and standardize data format and data collection process. Secondary data from available sources was collected to analyze trends of each CSDG prior to meetings with stakeholders. This step had two advantages. First, it helped stakeholders to be aware of the availability of data and sources for CSDGs which are related to their activities, and to quickly verify the information. Secondly, the information was very useful for the MOP as the CSDG facilitator and other stakeholders to identify those CSDGs which lack key data and information.

The VNR also benefited from UN, United Nations Development Group (UNDG) and United Nations Economic and Social Commission for Asia and the Pacific (UNESCAP) guidance materials and support. The MOP team also met with their regional counterparts in autumn 2018 to discuss the process and learn from their VNR experience.

2.3 Key milestones

A full outline of the stages and the preparation timetable is provided in Table 2 below. In late January 2019, the MOP in partnership with the UNESCAP and the United Nations Country Team in Cambodia organized a VNR inception workshop. This event initiated the preparation process for the review.

Its objectives were: (1) Presentation of the RGC's key plans and policies and their alignment with the CSDGs ; (2) Explanation of the general guidelines and timeline for the preparation of the VNR 2019; (3) Exploration of various challenges and opportunities - data, policy coherence and means of SDG implementation; and (4) Informing and drawing diverse stakeholders into the process. The latter included civil society, development partners, and the UN agencies, and this wide engagement has been maintained.

The outcome of the workshop was a shared understanding of main steps and methods required for the preparation of Cambodia's VNR 2019, including identification of key themes. The workshop also facilitated further agreement between the RGC and its partners on the next steps; namely the resources for data and analysis, and the partnerships and institutional processes needed for the successful preparation of the VNR. This also required that attention was given to meaningful stakeholder engagement on the VNR process and beyond. Efforts were made during plenaries, and via electronic media tools, to promote ongoing stakeholder engagement.

An additional consultative meeting with Civil Society Organizations (CSOs), organized by the Cooperation Committee for Cambodia (CCC) also took place to collect inputs for contribution to the VNR 2019. The Ministry of Foreign Affairs and International Cooperation (MFA-IC) also organized a similar consultative forum with international NGOs.

Consultative workshops were conducted both at the technical and high levels to verify data, validate inputs, and collect further information and feedback to refine successive drafts of the VNR, as well as to get approval for key messages of the report . Attendees comprised of representatives of the RGC, development partners, academia, private sector, and civil society organizations.

Table 2: Timeline of VNR activities

ACTIVITY	KEY ACTOR	PARTICIPANTS	DATES
Report on CSDG localization - review of application at subnational level; presentation at MOP	UNDP National Consultant Resourced by UNDP	MOP, UNDP	1st week of January 2019
SDG National Snapshot diagnostic (as base input) for VNR	ADB, UNDP Resourced by ADB and UNDP	MOP, key line ministries, ADB and UNDP	Mission from 11th January 2019 (2nd week of January)
Cambodia VNR Orientation workshop: - VNR content - Reporting requirements - Develop proposed outline template	ESCAP, MOP Resourced by UNESCAP and RGC	MOP, UNDP/UNCT, Cambodia, LMs/LAs DPs, and CSOs	31st January 2019
VNR outline and reporting template: - Final specification of VNR and reporting template - Circulation and collection of inputs from LMs/LAs - Collection and compilation	MOP Resourced by RGC, UN/ UNDP, DPs	LMs/LAs UNCT and DPs	4th week of February 2019 LMs, LAs responses received by mid- March and compiled

Preparation of the 1st draft VNR	MOP & UN/ UNDP Cambodia		2nd week of March/2nd week of April 2019
Technical Consultation Meeting For technical inputs and comments on 1st draft	MOP Resourcing: MOP	LMs/LAs DPs, and CSOs, plus MOP	26th April 2019
Delivery of 2nd draft Update and revision of draft (in light of inputs)	MOP, UN/ UNDP Resourcing: MOP, UN/ UNDP, DPs	MOP, UN	1st week of May 2019
Political Level/Inter-Ministerial Meeting: For comments and endorsement, followed by 3rd draft	MOP, LMs Resourcing: MOP	LMs/LAs DPs, and CSOs, plus MOP	10th May 2019
Preparing and sharing key messages of the report with UN HQ	MOP, LMs Resourcing: MOP		17th May 2019
Meeting with Economic and Financial Policy Committee and endorsement	MOP Resourcing: MOP		2nd week of June 2019
Preparation of final draft and then submission to Samdech Techo Prime Minister	MOP, UN/ UNDP Resourcing: MOP, UN/ UNDP	MOP, UNDP, VNR team	2nd week of June 2019
Submission to HLPF Organiser	MOP		3rd week of June 2019

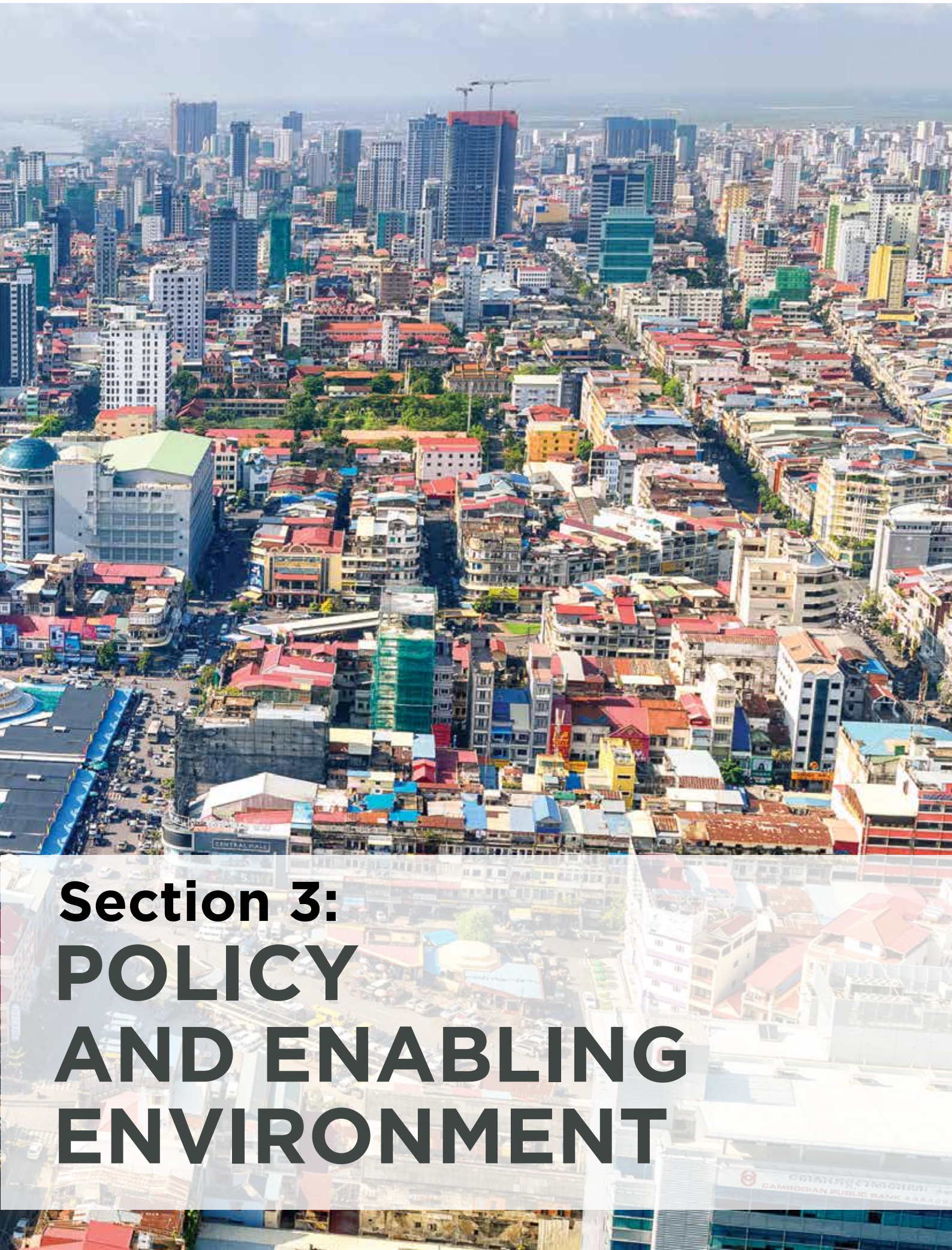
2.4 VNR drafting process

Drafting of the VNR 2019 started after receiving inputs from line ministries/agencies. As noted, the CSDGs Framework provided a key source of data, and proposals for the delivery of the goals, their governance, oversight and resourcing the means of implementation issues.

Feedback on the draft was received via a series of consultative meetings (also see Table 2 above) and regular circulation of drafts to focal points in key ministries. The UN agencies also offered inputs on their respective mandates, often working in close collaboration with their government counterparts.

Contacts based outside of Cambodia, notably UNESCAP and UNDG at the regional level also offered their inputs. Past experience of VNR preparation from the neighboring countries also provided valuable guidance on the content and format of the text.





Section 3: POLICY AND ENABLING ENVIRONMENT

3.1 Creating ownership of the Sustainable Development Goals

The SDGs underpin the wider Sustainable Development Agenda, adopted by the United Nations General Assembly's 2015 session, and herald new priorities and thinking on global development needs and directions. Foremost, the 2030 Agenda recognizes the twin global priorities of delivering environmental sustainability (and specifically mitigating the threat posed by climate change) and the ongoing priority of eradicating poverty, and emphasize the centrality of securing equity, under the strapline *leaving no one behind*.

The RGC efforts to create and demonstrate ownership of the Sustainable Development Agenda began with the participation of the Prime Minister at the September 2015 General Assembly meeting. The Ministry of Planning was nominated to lead the CSDG effort in late-2015 and it has been active since that time to incorporate the Goals into national plans as well as to reach out to other RGC ministries and agencies, and to represent the RGC in dialogue with sub-national authorities and non-government stakeholders.

On-going RGC reforms, especially in PFM and public administration reform, have provided momentum for the goals with their respective focus on results-based budgeting and improved public service delivery. The RGC-led coordination efforts have integrated the CSDGs into existing management and dialogue mechanisms, principally the *Development Cooperation and Partnerships Strategy* and its associated network of Technical Working Groups that bring together senior RGC officials, development partners and civil society representatives. Efforts to develop and embed a monitoring eco-system are on-going (section 5.3). Awareness raising, especially at sub-national level, has been prioritized (section 5.4), a number of capacity-related initiatives have been formulated (section 5.5), and the CSDGs have been firmly anchored in the RGC's existing multi-stakeholder partnership arrangements (section 5.6).

As opposed to the MDGs which were more focused on basic social and environmental policy outcomes, the SDGs focus on all aspects of sustainability and inclusion and take full account of economic, social, governance and environmental dimensions. They are also more expansive, totaling 17 goals and 169 targets (compared to the MDG's 8 goals and 48 targets), and are markedly more ambitious by seeking absolute reductions and strict equalities, rather than proportional changes. Additionally, unlike the MDGs, the SDGs include both development outcomes (eradicate poverty, end gender inequality etc.) as well as guiding goals (decent employment and economic growth, responsible consumption and production etc.). This combination and the level of ambition ensures that the SDGs offer a comprehensive and integrated development planning tracking framework.

Cambodia started its SDG nationalization process in late 2015 by reviewing and mapping the global goals and targets to national priorities. Although led and coordinated by the MOP, several consultations on development of indicators were organized and led by the MOP with the participation from line ministries and agencies and key development partners. *The final CSDGs Framework 2016-2030* was approved in November 2018 and, to clearly demonstrate ownership, its policies, principles and tools are fully reflected in the RGC's Rectangular Strategy for the period 2019-2023.

3.2 Incorporating the Sustainable Development Goals in Cambodia's national planning and policymaking framework

The CSDGs Framework, alongside the Political Platform of the RGC set out in the *Rectangular Strategy Phase IV (RS-IV)*, provides the basis for the new cycle of the *National Strategic Development Plan (NSDP) 2019-2023*. The RGC prepared and endorsed the *RS-IV* after the last national elections in July 2018. It is important to also bear in mind that in line with the global goals, the CSDGs timeframe complements the Cambodia Vision 2050, with several electoral planning cycles (see Figure 4).

The CSDGs also place high emphasis on leaving no one behind so that all Cambodians share in the country's future development and prosperity. This is matched with a commitment to sustainability, to developing while also protecting the nation's abundant natural capital for current and future generations, and to playing Cambodia's part in combating climate change.

The CSDGs Framework has four specific objectives:

- Presentation of the national goals, targets, and indicators based on Cambodia's priorities;
- Identification of the agencies responsible for oversight and conducting activities to achieve the targets and monitor schedules;

- Identification of data sources for each indicator, and the data cycle, with a provision of working definitions and methods for calculating indicators;
- Presentation of pathways towards achievement of targets, setting (2015) national baselines, setting annual (or cycle-based) target values, and implementation at sub-national levels.

Figure 4: National planning timelines and CSDGs



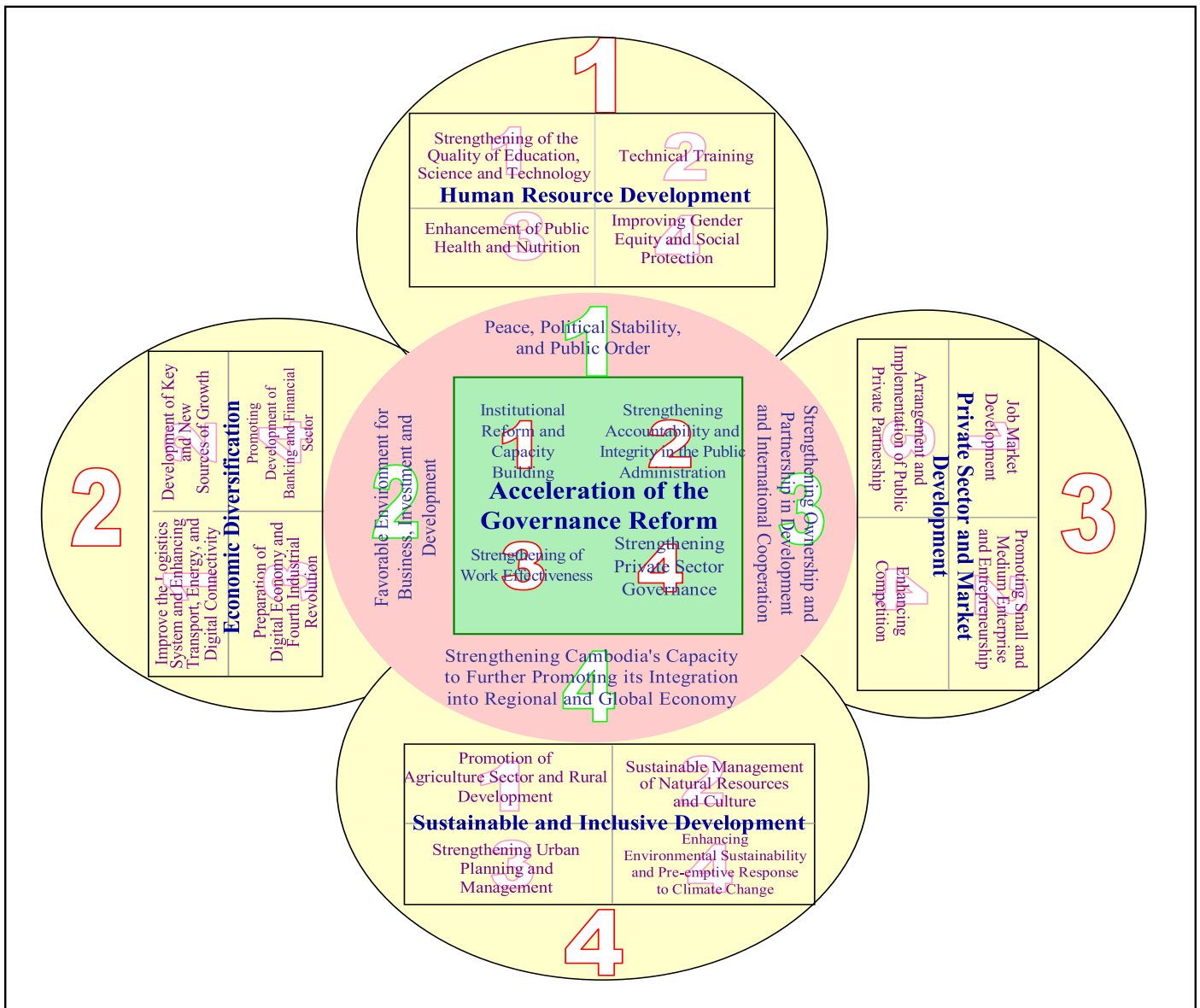
The framework is not an action plan for delivery of the goals per se, but rather it seeks to lay out the groundwork for integrating the CSDGs into the national planning process and monitoring achievements via the efforts and actions of the RGC, the development partners, the private sector, CSOs, and other stakeholders.

3.3 Matching the three dimensions of sustainable and inclusive development to Cambodia's development strategies

Integration of economic, social and environmental dimensions is key to achieving sustainable development. The RGC accepts the need for the integration of these three key dimensions; however, questions arise as to how this integration is to be achieved. Cambodia has progressed well on this front. These three dimensions are mainstreamed into strategic planning both at the national and sub-national levels. At the national level, the core framework of the RS-IV, endorsed in July 2018, specifies four policy rectangles: (1) Human resource development; (2) Economic diversification; (3) Private sector and market development; and (4) Sustainable and inclusive development. These are set out below in Figure 5. The RS then feeds into the NSDP, which in turn drives sector planning and delivery, and hence budgeting. The RGC is confident that the CSDGs are well integrated at national level, through their synthesis within the *NSDP*.

At the sub-national level, a sub-decree on 5-year development plans and 3 year rolling plans at capital and provincial level was promulgated in 2009. At provincial level, 5-year development plans are developed and endorsed by the capital and provincial councils. The preparation of these development plans supports the *RS-IV* by identifying priority areas, indicators, and timeframe for the implementation of the plans, the monitoring and evaluation mechanism, and the responsibilities of the implementing agencies and relevant stakeholders, under the frameworks of the capital and provincial administrations. The planning processes addresses 4 challenges including (1) economy, (2) social development, (3) natural resources, environment, and climate change adaptation, and (4) security. The RGC accepts that the CSDGs still need to be matrixed to these sub-national processes, which will start from this year 2019.

Figure 5: Rectangular Strategy Phase IV



Source: RGC (2018)

3.4 Economic development, sustainability and inclusion

Economic development is key to overall development in Cambodia and will continue to be the main driver for employment and prosperity. Yet, there is a policy consensus in government that economic development should become more compatible with the other two dimensions (the social and environmental) as set out within RS-IV. Equally, the RGC also accepts that social inclusion and environmental goals cannot be achieved and maintained unless they are in harmony with economic development.

In addition, the many CSDGs that are not directly related to economic activities, for example public and social goals, need also to be financed, and these financial resources must be generated from productive economic activities. Thus, a strong, stable and growing economy is central to CSDG achievement. The RGC will adopt an economic policy mix rooted in growth maximization and promoting structural change, while also promoting sustainability and inclusion.

Moreover, Cambodia aims in the medium term to become largely self-sufficient, and less dependent on donor funding and assistance - with a national economy capable of creating jobs, prosperity and social well-being, and delivering environmentally compatible development. This goal relies on development of an efficient industrial sector and new higher value-added activities.

All of these considerations highlight the need for sustainable and inclusive economic development. So, in the coming years, the RGC will make further efforts to achieve economic development which is environmentally friendly and socially inclusive.

3.5 Leaving no one behind

Inclusion is at the heart of Cambodia Vision 2050. It has identified three key policy developments within the *RS-IV*, in Rectangle 1, centered on Human Resource Development.

First is the development of a broad *National Social Protection Policy Framework 2016-2025 (NSPPF)*, a strategic plan to ensure income security and reduce economic and financial vulnerability of its citizens. The RGC aims to increase people's well-being, build resilience to risk, boost social solidarity and to reduce poverty to a maximum extent. The policy framework aligns, with and improves upon existing social protection programs and enhances the efficiency, equity, transparency and consistency of the social protection system as a whole. The system will be progressively expanded depending on the level of economic growth, with the aim of expanding the currently relatively low coverage in order to respond to the needs of the citizens in all segments.

The *NSPPF* will play a crucial role in increasing the accessibility of social security and social assistance services for citizens, and the formal and informal private sector. To realize the new vision for Cambodia's social protection system, the RGC will set up necessary programs and mechanisms step by step. At the same time, it is important to reform the system, to focus on protecting poor and vulnerable groups and build the infrastructure necessary for ensuring efficiency and sustainability. Additionally, in the future, a framework on governance and cross-cutting issues will also be developed to ensure the efficiency of the system and its budgetary implications.

Second is the issue of healthcare and specifically, access to affordable quality provision. The Cambodian Health Equity Fund (HEF) developed by the Ministry of Health, provides access to free healthcare to around 16.3% of the population who are categorized (under the Identification of Poor household (IDPoor) scheme administered by the MOP) as poor.

Third, given inevitable changes in demographics, and specifically recognizing the rising proportion of the elderly population and that this will not only affect the old but all parts of society and all sectors of the economy, the RGC revised the 2003 *Policy for the Elderly*, renaming it the *National Ageing Policy 2017-2030*. This aims to mainstream ageing into the development planning process, on the basis of three fundamental concepts:


1. Elimination of age-based discrimination so that older persons are guaranteed the same rights as younger persons and treated at par with them in all respects;
2. Ensuring gender equality by focusing more on women who form the majority of the older population and are more vulnerable than their male contemporaries;
3. Promotion of sound intergenerational relations so as to maintain the strength of the joint family system, a hallmark of Khmer culture.

The overall vision of the policy is to ensure that older persons are empowered to fully participate with freedom and dignity for as long as they wish to in family, community, economic, social, religious and political activities. Moreover, it envisions that all persons are better equipped with knowledge that enables them to lead a more productive, healthy, active and dignified life in old age.

3.6 Securing environmental sustainability

In aiming to achieve its Vision 2050, the RGC is keen to place stronger emphasis on the environmental impacts of rapid social and economic development. Greater attention will be given to better management of natural resources and responding to the impacts of climate change. This is explicitly recognized in Rectangle 4 of the *RS-IV*. There are two specific policy initiatives. Firstly, there is a need to improve the management of Cambodia's abundant forests and watercourses. For this reason, the *Environment and Natural Resources Code* is being drafted to enable the sustainable development of Cambodia, by protecting the environment and conserving, managing, and restoring natural and cultural resources. Secondly, efforts are needed to mitigate the effects of rising temperatures. The *Cambodia Climate Change Strategic Plan 2014-2023 (CCCSP)* has been formulated reflecting political will, and the firm commitment and readiness of the RGC to reduce climate change impacts on national development, and contribute, with the international community, to global efforts for mitigating GHG emissions under the UNFCCC. Integration of climate change into national and sub-national level planning, and the development of climate change strategies, action plans and financing frameworks are priority actions for the RGC. The CCCSP will guide national entities and assist non-governmental organizations and development partners in developing concrete and appropriate measures and actions related to adaptation and GHG mitigation, which are key supportive pillars for the achievement of the Rectangular Strategy and the CSDGs .

Section 4: PROGRESS ON GOALS AND TARGETS





4.1 Introduction

A key purpose of the VNR is to track Cambodia's national performance on the CSDGs, drawing on quantitative data and qualitative reports. This section first offers a snapshot of progress at the end of 2018 in two parts: first, on the six prioritized goals which are associated with the HLPF's theme 'Empowering people and ensuring inclusion and equality' (in Section 4.2); and subsequently in summary form for the remaining 12 CSDGs (in Section 4.3).

A three-way summary assessment of progress is presented at target level for both sets of goals, and defined as:

- On track: where target indicators are close to the specified milestone data;
- Ahead of track: where target indicators are generally 10% ahead of the milestone data;
- Below track: where target indicators are generally 10% below of the milestone data.

Targets where the available data are not sufficient to enable a judgment to be made on progress were not classified.

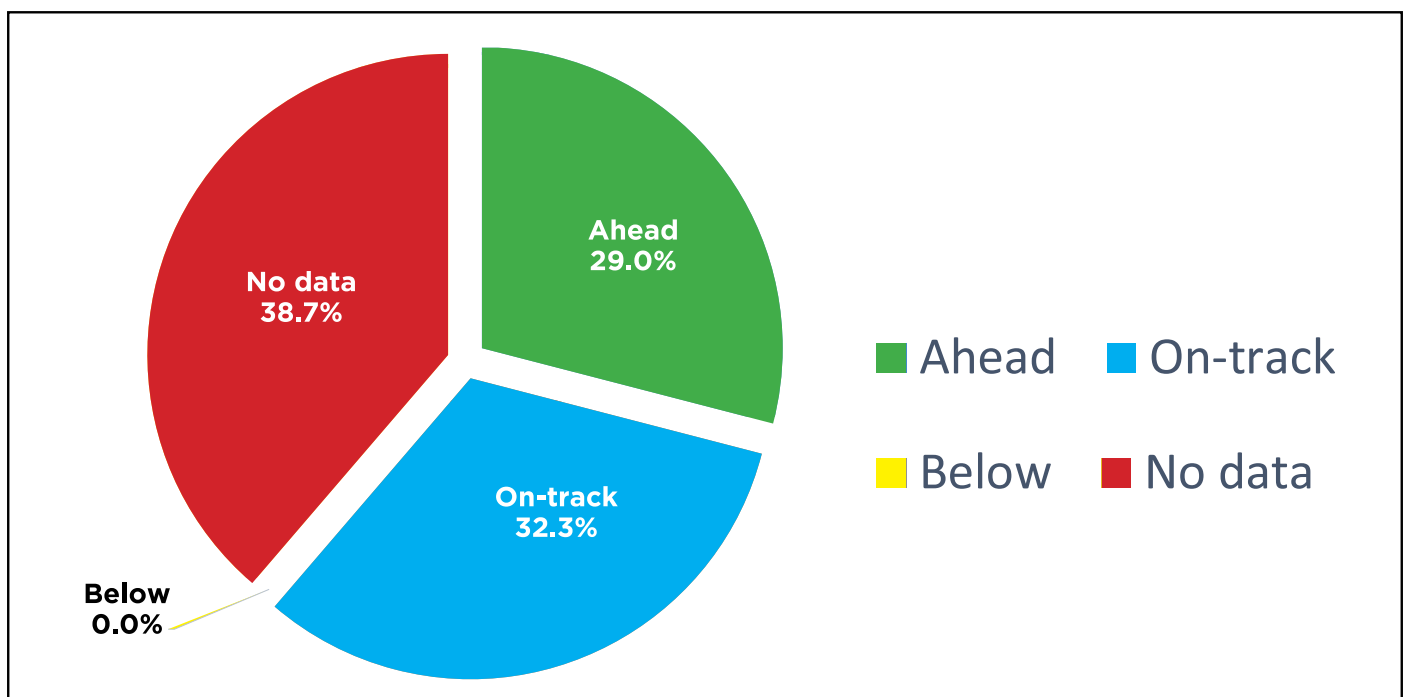
4.2 In-depth review of 6 SDGs: Empowering people and ensuring inclusion and equality

This section reviews in some detail, the six global prioritized goals, specifically CSDGs 4, 8, 10, 13, 16 and 17. In addition to more in-depth discussion on progress to date, challenges and policy actions, each includes the full CSDG baseline and progress data (noting that we do not include indicators where the data is not available).

At summary level, and although it remains early days, progress has been strong on the six priority goals, with large majority (61.3%) on or above track. Progress has been evaluated based on the relevant CSDG targets as follows and is as illustrated in Figure 6:

- 29.0% of the targets were ahead of track;
- 32.3% were on track;
- 0% were below track;
- 38.7% lacked sufficient data to make a judgment

Figure 6: CSDG performance for prioritized goals



4 QUALITY EDUCATION



CSDG 4:

Ensure inclusive and equitable quality education and promote lifelong learning opportunities for all



Progress

Available data suggest Cambodia's significant progress on many fronts in the education sector (Table 3). The completion rate at primary and secondary levels, and the proportion of grade 1 students who passed through all ECE programs has increased from 80.0%, 39.0%, and 62.0% in 2015 to 86.1 %, 47.6% and 72%, respectively, in 2018. Similarly, Cambodia achieved gender parity in education sector, and is beginning to tilt in the favor of girls in recent years.

The gender parity index of gross enrollment rate at both lower secondary education and upper secondary education increased from 1.1 in 2015 to 1.2 in 2018. Adult literacy rate also increased from 78.0% to 82.5% over 2015-2017. Comparing to targets set in CSDG framework, the figures suggest that all other targets, where data is available, are being attained or in some cases exceeded. This has been as a result of concerted efforts by the Ministry of Education, Youth and Sports (MOEYS) and concerned stakeholders, through the implementation of the *Education Strategic Plan 2014-2018*. The new *National Education 2030 Roadmap* for CSDG4 will build on these achievements.

Challenges

While continuing with the impressive progress, a number of challenges remain to be addressed including: (1) equitable and inclusive access for children to all levels of education and training (2) transition from primary to lower-secondary and high drop-out rates at the lower-secondary levels (3) quality issue from pre-primary to tertiary educators, (4) life-long learning, which is key to life-long employment and allows adoption of skills and knowledge to the structural change of the economy, is still a new concept for many people.

Key Policies/Accelerating Strategies

The MOEYS has developed and adopted the *National Education 2030 Roadmap* for CSDG4, which provides the overarching framework for a long-term holistic sector-wide approach for the development and delivery of education services and sets priorities and strategies on how Cambodia will achieve these targets.

CSDG4 is well aligned with the Government's priorities in the *RS-IV*. Improved general education, vocational and competence skills, entrepreneurship, creativity and innovation, and a healthy lifestyle are core components in Rectangle 1 of the *RS-IV*. Side 1 of the Rectangle 1 is the strengthening of the quality of education, science and technology with the objective of 'quality, equitable and inclusive education system'. Side 2 touches on technical training with an aim to ensure that 'each individual youth specializes in at least one skill in life'. Side 4 is on gender equity and social protection to enhance social-economic situation and strengthen the role of women.

Table 3: Progress of CSDG 4

	Targets & Indicators	Unit	CSDG target				Actual			Progress
			2015	2016	2017	2018	2016	2017	2018	
4.1	By 2030, ensure that all girls and boys complete free, equitable and quality primary and secondary education leading to relevant and effective learning outcomes									Ahead
4.1.1	Completion rate at primary school	%	80.0	81.2	82.6	83.9	82.5	82.8	86.1	On track
4.1.2	Completion rate at lower secondary school	%	39.0	40.7	42.1	43.6	44.5	46.5	47.6	Ahead
4.2	By 2030, ensure that all girls and boys have access to quality early childhood development, care and pre-primary education so that they are ready for primary education									Ahead
4.2.1	Proportion of grade 1 students passed through all ECE programs (sex aggregate)	%	62.0	64.1	66.3	68.5	64.0	65.0	72.0	On track
4.2.2	Percentage of children attended all aspects of ECE (aged 3-5 years old)	%	21.0	22.9	24.9	26.8	41.0	43.1	39.9	Ahead
4.3	By 2030, ensure equal access for all women and men to affordable and quality technical, vocational and tertiary education, including university									No data
4.5	By 2030, eliminate gender disparities in education and ensure equal access to all levels of education and vocational training for the vulnerable, including persons with disabilities, indigenous peoples and children in vulnerable situations									Ahead
4.5.1	The Gender Parity Index (GPI) of gross enrollment rate at lower secondary education	Index	1.1	1.1	1.1	1.1	1.1	1.2	1.2	Ahead
4.5.2	The Gender Parity Index (GPI) of Gross Enrollment Rate at Upper Secondary Education	Index	1.1	1.1	1.1	1.1	1.1	1.2	1.2	Ahead
4.6	By 2030, ensure that all youth and a substantial proportion of adults, both men and women, achieve literacy and numeracy									Ahead
4.6.1	Adult literacy rate (15+year)	%	78.0	79.6	81.0	82.5	84.4	82.5	-	Ahead
4.A	Build and upgrade education facilities that are child, disability and gender sensitive and provide safe, non-violent, inclusive and effective learning environments for all									Ahead
4.a.1	Proportion of pre, primary and secondary school with basic drinking water facilities	%	27.0	30.5	34.1	37.6	47.9	48.2	46.7	Ahead
4.a.2	Proportion of pre, primary school and secondary schools with basic sanitation facilities	%	57.0	60.2	63.1	65.9	62.5	69.0	68.7	On track
4.C	By 2030, substantially increase the supply of qualified teachers, including through international cooperation for teacher training in developing countries, especially least developed countries and small island developing States									Ahead
4.c.1	Proportion of teachers in pre-primary, primary, lower secondary, and upper secondary education who have received pre-service or in service training	%	99.0	99.0	99.0	99.1	98.7	98.4	99.3	On track
4.c.2	Percentage of pre-school teachers qualified according to national standards	%	56.0	57.6	59.2	60.8	62.1	63.6	64.0	On track
4.c.3	Percentage of primary teachers qualified according to national standards	%	61.0	62.9	64.9	66.8	70.2	72.1	73.0	Ahead
4.c.4	Percentage of secondary teachers qualified according national standards	%	32.0	34.5	37.1	39.6	85.8	85.0	86.0	Ahead

Sources: CSDG Framework and EMIS/MOEYS

The RGC has initiated a number of key policy and strategic interventions for the period 2019-2023, which includes:

- i. Articulation of a clear vision and mission for the education system for a knowledgeable-society by 2030, with the MOEYS leading the direction of education development to ensure that all schools transform themselves into learning organizations ensuring high quality education for all through competent, motivated and well-supported teachers in smart classrooms providing the best opportunities to learn for all students, and committed students acquire both hard and soft skills, sound moral judgement, emotional intelligence as well as a strong sense of national and global citizenship that enables them to contribute to and actively participate in society;
- ii. Systematically increasing the coverage of early-childhood care and education to reach 82%, Primary completion to 91.1%, Lower-Secondary completion to 61.1%, Upper-Secondary completion to 45%, TVET GER to 35% and Tertiary GER to 25% by 2030;
- iii. In teacher policy, systematically implementing teacher reforms addressing the issues of recruitment, training, deployment, continuous professional development, mentoring/on-site support and career pathways;
- iv. Providing institutionalized in-service training for teachers at all levels in line with the MOEYS CPD policy of 100 hours per year, and training on Inquiry-Based Learning Methodology in the context of the 21st century skills;
- v. Scaling-up Early Grade Learning (EGL) to enhance reading, writing and mathematics to provide solid foundations for learners to succeed in higher grades;
- vi. Strengthening implementation and monitoring of inclusive education policies, including provision of targeted scholarships for learners from all disadvantaged groups to ensure equity and 'no-one' is left behind;

- vii. Bringing educational reforms in the classrooms by enhancing the capacities of the school principals, school management committees and stakeholders through training and implementation of school-based management;
- viii. Reforming and revising the curriculum to integrate the 21st century skills including inquiry-based learning, communication skills and problem solving;
- ix. Conducting systematic assessment of student learning at grades 3, 6, 8 and 11 to monitor learning of students as per the curriculum objectives;
- x. Introducing and expanding flexible learning opportunities and academic equivalency programs, particularly at the secondary level to enable young people to continue learning and skilling themselves using ICTs;
- xi. Consistently improving and increasing the budget allocation to the schools to meet the needs of teaching and learning in the class-rooms and strengthening capacities for financial management and accountability;
- xii. Strengthening internal and external quality assurances in higher education and encouraging learners to enroll in STEM education in tertiary and higher education; and
- xiii. Implementing the *National Strategy for Development of Education Statistics* to strengthen the overall coordination and monitoring of SDG-4 implementation.

Case Study 1: Volunteerism promoting inclusive education and youth engagement in Cambodia

Volunteers can be brokers of engagement, connecting institutional initiative with volunteer action at community level and strengthen local governance. They can facilitate and support people's engagement in planning, implementing and monitoring the Sustainable Development Goals (SDGs), thereby fostering local ownership and leveraging innovating development solutions from the ground up. Volunteerism, therefore, has much to contribute by way of harnessing the power and participation of individuals and communities to empower those who are furthest behind and address some of the social exclusion that exists as a result of poverty, gender, disability, ethnicity and other causes of inequality.

Young people aged 10-24 account for about two-thirds of the country's population . Each year, roughly 300,000 young people enter the labor market . However, technical and competency skills of young people need to be substantively strengthened to meet the increasing demands for skilled employees. Echoing the policy focus of the RGC on curriculum reform to integrate 21st century skills, the MOEYS, Cambodia, and the United Nations Volunteers (UNV) has launched three youth volunteering pilot programs, including:

1. Volunteering for community services
2. Volunteering for social entrepreneurship
3. Volunteering on school holidays

The three pilot programs aim to improve skills including teamwork, problem solving and inquiry-based learning among young people. Moreover, they also endeavor to capacitate young people as solutions for sustainable

development through volunteering opportunities.

From October 2018, the three pilot programs have mobilized 1,350 young volunteers in seven provinces of Cambodia, who provided community development services to over 9,000 people. The services provided by young volunteers encompass diverse topics related to Sustainable Development Goals, ranging from organic agriculture and child health to water, sanitation and waste management. It is worth noting that services provided by young volunteers effectively complement those provided by the RGC, especially in the poor and remote communities.

What underlines the services of young volunteers is the inclusive nature of volunteerism itself. Among the volunteers participating in the three pilot programs, almost half are women, and a lot of them originate from poor rural families. In addition to chances of skills strengthening, volunteerism provides equal opportunities for all young people to learn and grow their knowledge on community services. In this way, volunteerism has become the vehicle expanding inclusive education opportunities, enabling all young people to learn and exchange knowledge in a participatory approach.


Witnessing the power of volunteerism in engaging youth as a part of development solutions, it is encouraging to learn that the Prime Minister has officially identified establishing a volunteering network at the grassroots level as one of the five strategic recommendations at the 2019 National Education Congress.

8 DECENT WORK AND ECONOMIC GROWTH



CSDG 8:

Promote sustained, inclusive and sustainable economic growth, full and productive employment and decent work for all



Progress

Cambodia has achieved high economic growth of around 7.0% per annum for the last two decades and attained lower middle-income status in 2015 in terms of GDP per capita, which reached USD 1,548 in 2018. The percentage of Cambodians living under the national poverty line fell around 1% per year on average, down to about 10% in 2018 from 35% in 2005.

The direct contribution of travel and tourism to GDP was 12.7% in 2018, compared with 12.8% set in the target (Table 4). This directly provided 620,000 jobs or 6.4% of total employment, below the target of 7%. The growth rate of online business registration and growth rate of issuing certificate of origin through the automation system in 2018 was much higher than targeted while the growth rate of online trademark registration was a little bit below the target.

With substantial ongoing investment by both public and private sector, Cambodia's economy is forecasted to continue growing robustly, with further structural change in favor of industrial development, from 27.7% GDP in 2015 to 32.8% in 2018 and 38.2% in 2022. Financial services and the banking sector have been growing sharply in the past decade and more soundly in the past 4 years, as high credit growth was brought under control. There has been a boom in the construction and real estate sectors in the past few years. However, it is unlikely to be sustainable due to the speculative nature of businesses in those sectors.

Challenges

Despite such considerable progress, CSDG 8 faces some challenges.

First, Cambodia needs to diversify and expand its manufacturing base by moving away from labor-intensive industries - mainly the garment in cut-trim and make (CTM) nature - to those that demand a more skilled workforce, more advanced technologies, and higher value added.

Second, although there has been a remarkable increase in the number of registered companies, some companies or enterprises are still unregistered, and some have not provided update on their status. Related to Intellectual Property (IP), there is still lack of skilled officials who can process and respond to any matter quickly. Public awareness about IP is still limited, and there is a lack of facilities to support the process.

Third, industrial development has been hampered by the lack of quality electricity, skills, and logistics, among other constraints. The *Industrial Development Policy (IDP) 2015-2025* provides many good interventions and about 100 measures; however, limited progress has been made in the past few years.

Fourth, as far as One Village One Product (OVOP) is concerned, challenges include: (1) Limited support from the subnational authority in promoting the OVOP movement; (2) Limited cooperation and coordination; (3) insufficient human resources; (4) limited budget for the promotion of OVOP movement; (5) limited cooperation between SMEs and the general secretariat of the OVOP in the promotion of Khmer products; and (6) significant gap in competitiveness between Khmer and Foreign products in the capital/provinces/cities/districts' product exhibitions.

Fifth, the development of greater potential for tourism is constrained by the lack of infrastructure to support the sector growth and diversification, and low quality of services and products that support the sector.

Table 4: Progress of CSDG 8

	Targets & Indicators	Unit	CSDG target				Actual			Progress
			2015	2016	2017	2018	2016	2017	2018	
8.1	Sustain per capita economic growth in accordance with national circumstances and, in particular, at least 7 per cent gross domestic product growth per annum in Cambodia									On track
8.1	Real annual growth rate of GDP	%	7.0	7.0	7.0	7.0	7.0	7.0	7.5	On track
8.2	Achieve higher levels of economic productivity through diversification, technological upgrading and innovation, including through a focus on high-value added and labor-intensive sectors									No data
8.3	Promote development-oriented policies that support productive activities, decent job creation, entrepreneurship, creativity and innovation, and encourage the formalization and growth of micro-, small- and medium-sized enterprises, including through access to financial services									No data
8.9	By 2030, devise and implement policies to promote sustainable tourism that creates jobs and promotes local culture and products									On track
8.9.1	Tourism Direct Gross Domestic Product (TDGDP) as the proportion of total GDP in the growth rate	%	12.5	12.5	12.8	12.8	11.9	12.3	12.7	On track
8.9.2	Proportion of employees in tourism industry among total employees in all sectors	%	7.0	7.0	7.0	7.0	4.7	5.2	6.4	On track
8.a	Increase Aid for Trade support for Cambodia, including through the Enhanced Integrated Framework for Trade-Related Technical Assistance									Ahead
8.a.1	Aid for trade commitment and disbursement for Cambodia	% of GDP	0.018	0.018	0.017	0.016	0.030	0.100	0.020	Ahead

Sources: CSDG Framework and ministries

Key Policies/Accelerating Strategies

While focusing on economic growth, the RGC also needs to ensure that the growth is inclusive through productive employment, decent work for all, and environmental safeguarding. Therefore, a number of policies have been introduced. To achieve a Decent Work Agenda, in 2015 the *National Employment Policy (NEP) 2015-2025* was developed with the key elements of the policy strongly connected with the decent work agenda. At the same time *Industrial Development Policy (2015-2025)* was also prepared and adopted as a guide to promote the country's industrial development that will help maintain sustainable and inclusive high economic growth through economic diversification, strengthening competitiveness and promoting productivity.

Furthermore, the "China Ready" policy which was released in May 2016, aims to maximize the potential of the rapid rise in China's outbound tourism by encouraging businesses in Cambodia's tourism industry to hire Mandarin-speaking staff, translate menus and promotional posters, facilitate payment in yuan and offer ecotourism options.


The RGC made a move to set up a Skills Development Fund (SDF), managed by the MEF to stimulate pragmatic public-private partnership projects in bridging the skills gaps in the economy. It is expected to attract higher value-added investments and generate decent jobs.

In 2018, The RGC issued a Sub-Decree to provide tax break to SMEs for up to 5 years. In addition, SME Bank and Entrepreneurship Development Fund and Entrepreneurship Promotion Centre have been created by the Ministry of Economy of Finance and are expected to be up and running in 2019.

In early 2019, the RGC formed a working group to formulate a 'digital economy policy framework' with an aim to instigate and facilitate the growth of technologies in the Cambodian economy. Moreover, the RGC has started to mainstream technologies in addition to gender and climate change adaptation in development projects financed by development partners.

Most recently, 17 reform measures, including the above-mentioned actions, were introduced at the Government Private Sector Forum with an aim to improve Cambodia's competitiveness by reducing logistic costs and attracting foreign direct investment.

10 REDUCED INEQUALITIES



CSDG 10:

Reduce inequality within
and among countries

10 REDUCED
INEQUALITIES

Progress

Based on CSES consumption data, inequality in Cambodia began to increase between 2004 and 2007 but has declined since then. The share of total consumption of the poorest 20% of households increased slightly from 7.5% in 2007 to 8.5% in 2009 and 9.3% in 2012, whereas the share of total consumption of the richest 20% of households decreased from 46% in 2007 to 41% in 2009. By 2017, the Gini coefficient of inequality was 0.29, which is the lowest one in the region.

Progress has been made in issuing land titles to Cambodian citizens. By end of 2018, the RGC provided 5,127,819 land titles equivalent to 73.25% of the 7 million quotation mark. Registration of land of indigenous communities reached 24 communities equivalent to 2,558 families.

Table 5: Progress of CSDG 10

	Targets & Indicators	Unit	CSDG target				Actual			Progress
			2015	2016	2017	2018	2016	2017	2018	
10.1	By 2030, progressively achieve and sustain income growth of the bottom 40 per cent of the population at a rate higher than the national average									No Data
10.2	By 2030, empower and promote the social, economic and political inclusion of all, irrespective of age, sex, disability, race, ethnicity, origin, religion or economic or other status									No Data
10.4	Adopt policies, especially fiscal, wage and social protection policies, and progressively achieve greater equality									On track
10.4.1	Civil servants, retirees and invalid	Number	52,274	52,274	54,092	55,702	48,392	53,785	56,353	On track
10.a	Implement the principle of special and differential treatment for developing countries, in particular least developed countries, in accordance with World Trade Organization agreements									On track
10.a.1	Number of international agreements	Number	20	21	19	21	23	21	21	On track
10.b	Encourage official development assistance and financial flows, including foreign direct investment, to States where the need is greatest, in particular least developed countries, African countries, small island developing States and landlocked developing countries, in accordance with their national plans and programmes									On track
10.b.1	Total official development assistance for Cambodia	Mn US\$	1,425.0	1,425.0	1,425.0	1,425.0	1,286.6	1,435.5	1,412.9	On track

The RGC has adopted the *National Policy on Housing and Policy on Incentives and Establishment of the National Program for Affordable Housing Development*; has built a number of affordable houses in Phnom Penh and Kandal provinces; has developed information technology (IT) system for the management of property construction data by connecting to Geographical Information System (GIS) of Google Maps; has granted land titles, social land concessions and built houses for families of soldiers and police officers, families of deceased soldiers, veterans with disability who are living in poverty without land/houses currently based along the borders. All social land concession programs have provided land to a total population of 78,545 households equaling 140,765.47 hectares and constructed houses for a total population of 6,699 and decided to provide over 1.2 million hectares equal to 71 land titles for approximately 400,000 families through the implementation of 'Old political issues New activities in the land sector'.

The RGC has made tremendous efforts with regards to international trade which is one of the key drivers to reduce inequality among countries. Growth rate of trade agreement: through the accumulation number, the number of trade agreement consist of 76 in 2016 and will consist of 209 in 2022 with the average growth rate 21%.

The RGC has also introduced a number of policies to reduce inequality in Cambodia. First, the RGC has formulated Cambodian Health Equity Fund (HEF) in order to provide access to free health care to those people who are categorized as poor. The prerequisite for this care is a so-called IDPoor status with an older family based "membership card", which is issued as part of a comprehensive identification process. Second, the *National Ageing Policy 2017-2030* was produced by taking into account the projected demographic changes and the need to mainstream ageing into the development planning process. Third, a broad *National Social Protection Policy Framework 2016-2025* was developed to create a strategic plan to ensure income security and reduce economic and financial vulnerability of its citizens. It will increase people's well-being and solidarity in the society and aims at reducing poverty to a maximum extent.

Challenges

Although a lot of efforts have been made by the RGC, there is still a gap between the households in urban areas and those in rural areas. Inequality, especially the development gap between urban and rural areas, in the country has led to a flow of internal and cross-border labor migration. The number of internal migrant workers is about one million and the number of cross-border migrant workers has hit more than one million. While this is an equalizing process, the RGC also recognizes the importance of better managing population flows, and the urbanization process.

There is a limited coverage of social services. The link between the ID card and IDPoor has not been connected into a system for good management of information about the poor and vulnerable. There is a lack of capacity to assess disabilities; and as a result, some disabled/invalid persons are left behind. Social protection reforms hold much promise for keeping inequality in check, and promoting redistribution alongside a safety net to support economic activity.

The labor market also has been key to the inclusiveness of the economy in Cambodia, with strikingly high levels of participants regardless of gender. The RGC has facilitated this by allowing a free labor market alongside a basic regulatory framework, including minimum wage provisions in regularized employment.

Despite government efforts to accelerate international trade, strengthening and increasing trade integration into the world through trade agreements have met some challenges including, (1) limited types and quantities of products in international market, (2) quality control and standard requirement are not broad yet, (3) export prices are still high (high production costs), and (4) non-tariff barriers on Cambodia's products.

Key Policies/Accelerating Strategies

To reduce inequality, the RGC will continue to focus on pro-poor rural development. According to a study by the Asian Development Bank, the main rural development issues are insecurity in land tenure, low productivity in land and human capital, market failures and coordination issues, and limited financing for rural development.

Inclusive education and healthcare are the most important sectors in rural development. Increasing public investment in these two sectors is needed. Social protection, including social safety nets and social insurance policies, need to be strengthened.

The RGC will also strengthen and increase relationship and trade agreements to speed up the trade integration into the region and the world, identify the topic of trade agreement as a priority, and improve trade relationships internationally in term of equality and equity.

13 CLIMATE ACTION



CSDG 13:

Take urgent action to combat climate change and its impacts



Progress

Cambodia is one of the most vulnerable countries to climate change in the region and is among the top 10 countries globally. The National Council for Sustainable Development is coordinating the implementation of CSDG 13 (climate action). A dedicated Climate Change Technical Working Group (CCTWG) has been established including all concerned ministries and agencies, as well as provincial authorities. Climate change has been integrated in the *Rectangular Strategy IV 2018-2023*, and in the *National Strategic Development Plan (NSDP) 2019-2023*. Key achievements to date include increasing annual public expenditure for climate change, improved integration of climate change in national and sectoral plans, and initial progress on reduction of Green House Gases (GHGs) emission.

Cambodia has also ratified the Paris Agreement on Climate Change and submitted its Nationally Determined Contribution (NDC) to the UNFCCC, with the following key features:

- A set of 13 priority actions for climate change adaptation;
- An initial cost estimate of USD 1.27 billion for the climate change response in 2015-2019;
- A reduction of 27% (or 3,100 Gg CO₂eq) of GHG, compared to the projected 2030 baseline of 11,600 Gg CO₂eq; to be achieved mostly through promotion of energy efficiency and renewable energy in the energy, manufacturing and transport sectors.
- Working towards forest cover of 60% of the total land area;

In line with the NDC, the RGC implemented a number of actions to make Cambodia resilient to climate change, including:

- Management and development of water resources, including the development of irrigation systems;
- Management of flood, salted water and drought;
- Protection and conservation of water resource; and
- Management of information on water resource and meteorology.
- Enhancement of CDM and JCM project implementation
- Enhancement of sub-national climate change planning and execution of priority actions
- Promotion of public awareness and capacity building for climate response.

There are 14 ministries and agencies, i.e. MPWT, MRD, MOWRAM, MIH, MME, MLMUPC, MOT, NCDM, Ministry of Information, NCSO/MOE, MAFF, MOWA, MOH, and MOEYS which developed and implemented Climate Change Action Plan (CCAP) 2014-2018 in their sectors.

Challenges

The CSDG 13 implementation faces the following challenges:

- Technological and human resource capacities to implement adaptation and mitigation solutions remain limited. Technology transfers should be promoted further;
- Despite recent improvements, for example with the climate change vulnerability index for communes and the 2019 GHG inventory, data availability remains a challenge, and capacities of sectors to analyze vulnerabilities and track climate change adaptation and mitigation need to be strengthened;
- Better evidence and research on how climate change impacts various vulnerable groups is required to improve the design and targeting of climate change programs;
- Financial support from developed countries (UNFCCC Annex 1 countries) for climate change priorities identified by Cambodia is insufficient. Better alignment of international assistance with national priorities is required.
- Access to finance for climate-smart investments is still limited for the private sector.
- Adequate financing instruments should be developed, linked with awareness campaigns and dissemination of climate-smart technologies.

Table 6: Progress of CSDG 13

	Targets & Indicators	Unit	CSDG target				Actual			Progress
			2015	2016	2017	2018	2016	2017	2018	
13.1	Strengthen resilience and adaptive capacity to climate-related hazards and natural disasters in all countries									No data
13.1.1	Percentage of Commune/Sangkat Vulnerable to Climate to Climate Change	%	47	43	-	-	43	-	-	-
13.2	Integrate climate change measures into national policies, strategies and planning									No data
13.2.1	Percentage of Greenhouse Gas Emission through reduced activities when comparing to the projection (scenario) of the usual gas emission	%	-	-	3.5	-	-	-	-	-
13.2.2	Percentage of Increased Public Expenditure for Climate Change	%	-	1.2	0.9	-	0.9	1	-	-
13.3	Improve education, awareness-raising and human and institutional capacity on climate change mitigation, adaptation, impact reduction and early warning									No data
13.3.1	Institution level that prepared for response to climate change indicated as percentage of Institutional capacity mainstreamed on 5 components of climate change	%	-	27	-	45	-	42	48	Ahead
13.3.2	Percentage of households (farming, animal raising, fish raising and fishing) and local community for forestry member participated in workshops and receive training on climate change	%	0.06	0.06	0.12	0.18	-	-	-	-

Sources: CSDG Framework and ministries

Key Policies/Accelerating Strategies

The RGC will continue:

- to mainstream environment and natural resources sustainability into the national development planning through the National Council for Sustainable Development (NCSD), which is an inter-ministerial institution with the Prime Minister as its Honorary Chair, Minister of Environment as its Chair,


- to implement the development and implementation of *NESAP 2016-2023* complementing the existing national strategies, action plans and programs,
- to implement the *Cambodia Climate Change Strategic Plan (CCCSP) 2014-2023*, which is in line with the commitments made at the Rio+20 Conference on Sustainable Development, contributing to the achievement of CSDGs , in particular SDG 12 and SDG 13. CCCSP is allowing the integration of climate change into national and sub-national level planning and particularly into the NSDP and sector development plans of all relevant ministries.

The final draft of the *Environment and Natural Resources Code* has been finalized and will be approved soon as the national policy for the environment reform.

Technical guidelines are gradually being introduced in concerned ministries e.g. to climate-proof water and road infrastructures, or to improve the capacities of health professionals to prevent and treat climate-sensitive diseases.

MOWRAM will continue to ensure the sustainability of water resources for agriculture, urban and rural supply, hydropower, fishery, transportation and tourism. The ministry will develop the *Strategy and Action Plan for Water Resource and Meteorology 2019-2023* to implement the *NSDP 2019-2023 and RS-IV*.

16 PEACE, JUSTICE AND STRONG INSTITUTIONS



CSDG 16:

Promote peaceful and inclusive societies for sustainable development, provide access to justice for all and build effective, accountable and inclusive institutions at all levels



Progress

The RGC has been striving to consolidate peace, political stability and social order as the fundamental foundation to strengthen good governance, the rule of law and respect for human rights in accordance with national laws and regulations. Good governance continues to be at the core of national development priorities and progress continues on the implementation of all major reforms entitled (1) the Fight against Corruption, (2) the Public Administration Reform, (3) the Legal and Judicial Reform, (4) the Reform of the Royal Cambodian Armed Forces, (5) the Public Financial Management Reform, and (6) the Decentralization and De-concentration reforms. The engagement of all relevant stakeholders through the creation of Technical Working Groups (TWGs) has also been ensured.

The RGC has strived to ensure justice for all (see case study 2). Progress related to this includes key efforts made to improve legal and judicial systems. Some necessary legal frameworks were introduced in order to enhance the competence, independence and impartiality of judiciary which is crucial for strengthening the rule of law. Major laws, including the Penal Code, Criminal Procedure Code, the Civil Procedure Code, the Juvenile Justice Law (with a 3 year Strategic Operational Plan for its implementation) and other laws and regulations related to political, economic, social and cultural life were promulgated to contribute to the realization of human rights and fundamental freedoms. Additionally, rotation of judges and prosecutors from one area to another is deemed as a notable strategy in fighting corruption within the judicial system.

The RGC has placed considerable emphasis on the improvement of human rights. The rate of voter turnout was very impressive for the 2018 National Election – with the rate increasing from 69.61% in 2013 to 83.02% in 2018.

The RGC regards legal measures relating to freedom of association, peaceful assembly and expression and political rights undertaken since 2015 as an important part of enhancing freedoms under the law and social order in the country. Moreover, the RGC through MOI announced that all CSOs which were already registered with the ministry can legally carry out activities in Cambodia.

Globally, the RGC has made sustained contribution to UN Peacekeeping, stands out as an example to the world and carries the same universal values of peace, security and friendship at its heart. In the 1990s, Cambodia benefited from the support of UN peacekeepers to bring peace. Some years later, Cambodia started to send troops to peacekeeping operations across the globe to assist in finding peace and safety and have made a priceless sacrifice. Having regained political stability, starting from 2006, Cambodia has dispatched troops to peacekeeping operations across the globe to fulfill their important role in restoring and promoting peace and stability to conflicting nation states, and every peacekeeper has made priceless sacrifice. Cambodia is proud to have contributed 315 women out of 6,268 peacekeeping troops, and many engineering and demining companies, since 2006 to present, to the UN Peacekeeping Operations serving missions in Sudan, South Sudan, Chad, Lebanon, Mali, Central African Republic, Syria and Cyprus. Cambodia is one of the largest contributors of blue helmets in the ASEAN region.

Table 7: Progress of CSDG 16

	Targets & Indicators	CSDG target			Actual			Progress
		2016	2017	2018	2016	2017	2018	
16.3	Promote the rule of law at the national and international levels and ensure equal access to justice for all							No data
16.7	Ensure responsive, inclusive, participatory and representative decision-making at all levels							On track
16.7.1	Proportion of female government official in ministries/agencies	40	41	42	40	40	41	On track
16.9	By 2030, provide legal identity for all, including birth registration							No data

Sources: CSDG Framework and ministries

Consultation mechanisms have been put in place and operational to ensure inclusive participation of all relevant stakeholders.

The RGC has officially established the Law on Access to Information, which the Ministry of Information has led in collaboration with the Swedish Embassy and UNESCO through the establishment of a Joint Technical Working Group. The draft law has been finalized at the technical working group level, and it has proceeded to ensure legality and comprehensiveness in compliance with the international standards and the socioeconomic situation of Cambodia.

The RGC has strongly committed to promoting partnership with CSOs in all aspects of development and a series of initiatives have been taken by the RGC's ministries to remove certain administrative requirements and have held regular consultative fora with CSOs and establishing an inter-ministerial working group to address their requests and concerns.

The RGC also takes concrete actions to:

1. Strengthen education to avoid corruption through the inclusion of anti-corruption lessons in the general education curriculum from grades 4 to 12; disseminate information on anti-corruption laws at public institutions, and via private sector, academia and media avenues; and organize public events and competitions on anti-corruption to encourage public participation.
2. Prevent corruption through monitoring the implementation of public services and produce other anti-corruption materials; issue warnings letters to those suspected of corruption; and stricter monitoring of examinations at all levels, from high school to public servant recruitment exams ; and ensure effective oversight of processes for procurement, and asset and liability declarations.
3. Enforce the law through the establishment and implementation of a convenient corruption complaint mechanism; enable investigation of cases where there is solid evidence and formulate cases and take perpetrators of corruption to court. This was supported by the RGC's participation in the first cycle of The United Nations Convention against Corruption (UNCAC) implementation review (2013-2015).

The Ministry of National Assembly-Senate Relations and Inspection (MONASRI) has been active in disseminating anti-corruption measures and the amendment of the law to the sub-national levels, universities, vocational training institutes, high schools and the private sector. In addition to disseminating anti-corruption law, the MONASRI has been working to improve the public trust through a more effective public service provision and transparency.

It is also noteworthy that the proportion of female government officials in ministries/agencies has been raised by 1%, increasing from 40% in 2016 to 41% in 2018. The RGC has also been providing civil registration with the issuance of free birth certificates and free legal assistance available for the poor.

In addition, One-Window Service is being considered/rolled out currently and is an effective governance mechanism initiated in order to simplify administrative processes and ensure timely delivery of public services to all citizens, including businessmen, and small entrepreneurs.

Challenges

Fighting corruption requires a long-term effort, and the RGC has been striving to deliver in a step by step manner, aligned with its precise strategies. It is also working hard to improve resources, capacity and mechanisms.

One of the key challenges in fighting corruption is the lack of budget to enforce existing laws. Understandings of laws and its procedures of enforcement need to be further promoted to the public. The means of dissemination of laws and regulations from national to sub-national levels will be made more innovative in order to deliver step changes in effectiveness.

Key Policies/Accelerating Strategies

The RGC seeks to maintain peace, political stability, security and social order; improve living standards and people's welfare, and via the implementation of necessary measures, the promotion and protection of fundamental rights and human dignity.

The RGC will ensure that no one in Cambodia is left behind in enjoying their rights and freedoms without discrimination regardless of race, color, sex, language, religious belief, political tendency, birth origin, social status, wealth or other statuses.

The RGC continues to reform legal and judicial systems by designing a legal framework with sustainability at its center to gain the public's trust. This includes capacity building, ensuring the independence and impartiality of courts, strengthening rule of law, ensuring segregation of powers, respect of individual rights, and justice for general population. The RGC continues to develop new laws based on the requirements of national governance, which ensure human rights protection, democracy and rules of law.

The RGC aims to strengthen the implementation of existing laws to be more effective by increasing the dissemination of information, training programs for law enforcement officials and developing capacity on the international human rights laws.

The RGC will increase the dissemination of the laws and regulations and enhance access to judicial information, decisions and other related laws and regulations, to ensure public awareness on laws and enforcement including court decisions and proceedings, periodic administrative reports and administrative information regarding pending cases' status and schedule information.

The RGC continues to take actions to combat corruption by strengthening accountability and institutional capacity building, with support and participation from the public, participation from private sector and by strengthening law enforcement.

Case Study 2: Lawyers and medical doctors for the poor

Volunteer lawyers

In order to ensure a wider access to social justice, the RGC in February 2019 ordered the establishment of volunteer group of lawyers to defend poor women, who cannot afford to pay for representation. The establishment of the new legal team would not use the national budget, but an initial funding of \$500,000 will come from the Prime Minister's personal budget and will cover living and food expenses, with additional money for lawyers on missions in rural areas. The women targeted to receive legal aid from the new team included poor women who were victims of land grabbing by powerful people, and underprivileged people who had been sued by powerful individuals.

Volunteer doctors

In line with and to support poverty reduction efforts, the RGC established Techo Voluntary Youth Doctor Association (TYDA) in 2012, and since then around 3,600 medical doctors and health practitioners have become volunteers. TYDA was established with three main purposes: (1) contributing with the national institutions, particularly Ministry of Health,

with a view to provide public health services to people free of charge regardless of race, color, or political affiliation; (2) contributing with the RGC in order to reduce poverty through domiciliary health service provision activities to the poor, especially the poor who live in the rural areas; and (3) contributing to the human resources in health sector as well as give opportunities to the volunteer student doctor and youth in a bid to contribute to charity works in the society.

TYDA provides health services to people without political discrimination. Since its establishment, 240,000 people have benefited from its free-of-charge health services. Because of its significance, a Memorandum of Understanding was signed between the National Social Security Fund and TYDA, so that the latter will provide treatment services free of charge to workers and people in Phnom Penh and provinces. TYDA provided diagnosis and treatment services including general diseases, oral diseases, minor-surgery, optometric diseases, heart diseases, echocardiography (ECG), hemorrhoid, gynecological diseases, fetal echo, blood test, thyroid, liver diseases, lung diseases, gastroenteritis, skin diseases, and other diseases.

17 PARTNERSHIPS FOR THE GOALS



CSDG 17:

Strengthen the means of implementation and revitalize the global partnership for sustainable development



Progress

The RGC has achieved substantial success in strengthening partnership with development partners through continuous improvement and implementation of key policies and mechanisms, especially the preparation and implementation of the *Development Cooperation and Partnership Strategy (DCPS) 2014-2018* and its successor for the period 2019-2023. The RGC has been able to mobilize resources for national development and considers cooperation financing crucial for social development as well as the development of the country's economy.

In the period of 2015-2018, the volume of ODA accounted for around USD 1.4 billion per annum. The ODA grant contribution leveled off at approximately USD 800 million. The ODA/GDP ratio has fallen from 7.5% in 2015 to 5.7% in 2018. The overall volume of support to either sector or sub-sector seems to be slightly higher than baseline and planned figures as set out in CSDGs targets within CRDB/CDC's coverage.

The *Development Cooperation and Partnerships Strategy (2014-2018)* has been developed and effectively implemented in line with Cambodia's evolved development context as an LMIC. It provided a comprehensive framework for promoting development partnerships in Cambodia articulated in the RGC's *RS-IV*. The strategy is also aligned with global initiatives on development effectiveness focusing on effective institutions, inclusive partnerships and development results. The RGC's ODA database continues to serve as an important tool for recording and coordinating external cooperation resources as well as providing full transparency via on-line open access and supporting monitoring of development effectiveness indicators.

Together, there has been good progress in establishing and managing partnership mechanisms. The bilateral consultation mechanism between the RGC and DPs continues to provide opportunity to jointly review development programs and discuss development issues and opportunity. These mechanisms, together with all other global partnership commitments, are regularly monitored, with the most recent survey feeding into the formulation of the *Development Cooperation and Partnership Strategy for 2019-2023*. The results of this survey, and the consultations that formed part of the exercise, highlighted the importance of continuing to strengthen and use country systems, especially for budgeting and other PFM functions, and for providing predictable funding aligned with government priorities and results frameworks. The new DCPS for 2019-2023 was therefore formulated with a strong evidence base with inputs from a wide range of development stakeholders. Recognizing the importance of multi-stakeholder partnerships in achieving the CSDGs, the new DCPS provides for new consultation mechanisms with civil society, and with all development actors at sector and at sub-national levels. A revised Technical Working Group (TWG) Guideline and a revised set of Joint Monitoring Indicators (JMIs) for 2019-2023 provide mechanisms for consultation and monitoring to further integrate the CSDGs in the work of line ministers and priority sectors as well as to build broad-based and inclusive partnerships.

Table 8: Progress of CSDG 17

	Targets & Indicators	Unit	CSDG target				Actual			Progress
			2015	2016	2017	2018	2016	2017	2018	
17.3	Mobilize additional financial resources for developing countries from multiple sources									On track
17.3.1	Official Development Assistance as % of GDP	% of GDP	7.4	7.4	6.9	6.4	6.42	6.48	5.74	On track
17.6	Enhance North-South, South-South and triangular regional and international cooperation on and access to science, technology and innovation and enhance knowledge sharing on mutually agreed terms, including through improved coordination among existing mechanisms, in particular at the United Nations level, and through a global technology facilitation mechanism									On track
17.6.1	Percentage of population connected to Fixed Internet Broadband subscriptions, by speed	%	0.6	0.6	0.7	1	0.6	0.8	0.9	On track
17.8	Fully operationalize the technology bank and science, technology and innovation capacity-building mechanism for least developed countries by 2017 and enhance the use of enabling technology, in particular information and communications technology									Ahead
17.8.1	Proportion of individuals using the Internet	%	44.1	51.8	54.6	55.2	51.8	68.37	81.62	Ahead
17.9	Enhance international support for implementing effective and targeted capacity-building in developing countries to support national plans to implement all the sustainable development goals, including through North-South, South-South and triangular cooperation									On track
17.9.1	Total financial and technical assistance (including through North-South, South-South and Triangular cooperation) committed to Cambodia	% of GDP	1.31	1.31	1.23	1.15	1.86	1.88	1.15	On track
17.9.2	Amount of ODA to Economic and Development Policy/Planning (as % of GDP) committed to Cambodia	% of GDP	0.03	0.03	0.02	0.02	0.04	0.05	0.04	Ahead
17.10	Promote a universal, rules-based, open, non-discriminatory and equitable multilateral trading system under the World Trade Organization, including through the conclusion of negotiations under its Doha Development Agenda									On track
17.10.1	The number of commercial legal norms and standards set up to facilitate local investors and investors in trading	Number	7	7	7	8	7	7	7	On track
17.17	Encourage and promote effective public, public-private and civil society partnerships, building on the experience and resourcing strategies of partnerships									Ahead
17.17.1	Amount of ODA disbursed to civil society partnership as % of GDP	% of GDP	0.01	0.01	0.01	0.01	0.03	0.03	0.02	Ahead
17.18	By 2020, enhance capacity-building support to developing countries, including for least developed countries and small island developing States, to increase significantly the availability of high-quality, timely and reliable data disaggregated by income, gender, age, race, ethnicity, migratory status, disability, geographic location and other characteristics relevant in national contexts									No data
17.19	By 2030, build on existing initiatives to develop measurements of progress on sustainable development that complement gross domestic product, and support statistical capacity-building in developing countries									No data

Sources: CSDG Framework and ministries

The RGC also recognizes that population data is fundamental to inform national policies and programs. Cambodia has increased the national budget for national surveys and the conduct of the 2019 the General Population Census of Cambodia in line with international recommendations and standards. This will enable the count of all persons, and build capacity for the effective use of such data to monitor the progress against the targets and indicators of the CSDGs aiming at improving the delivery of public services for all people. Census activities have been rolled out through the TWG-PPR Sub-group D4D to ensure the quality and release of disaggregated data in a timely manner.

Aiming at enhancing and strengthening the cooperation between the RGC and international NGOs, the Law on Associations and Non-Governmental Organizations (LANGO) was promulgated in August 2015, a consultative meeting with international NGOs was also conducted to jointly determine the challenges and identify appropriate solutions in order to effectively strengthen the enforcement of laws and regulations.

Challenges

Achieving national development objectives and the CSDGs requires the mobilization of a significantly increased level of resourcing and will require more complex and comprehensive financial management structures for both private and public sources.

When Cambodia moves towards LDC graduation, the RGC will need to develop coherent policies related to economic competitiveness, trade, and development cooperation to prepare Cambodia for a smooth transition, as well as to ensure that ODA provision is maintained and more predictable. Therefore, Cambodia's strong record of economic growth, poverty reduction and Rectangular Strategy implementation means that the country has now surpassed the Human Assets Index threshold for LDC graduation. Continued effort and further actions to approach the Economic Vulnerability Index lower bound are required. Graduating from LDC status would reduce Cambodia's access a wide range of International Special Measures under various UN supported initiatives, mainly in the areas of trade, development, and technical assistances. Likewise, development partners are likely to review their support, increase their requirements for cost-sharing, counterpart funding or transition to loan financing. Thus, new development partnerships and resources must be mobilized to ensure continued CSDG progress.

Key Policies/Accelerating Strategies

The RGC's lead coordination and resource mobilization agency, CRDB/CDC will continue to ensure the strategic management of ODA.

The CSDG Framework complements the national development framework and provides a mechanism for effective partnering. To succeed in supporting the implementation of CSDGs, the *Development Cooperation and Partnerships Strategy (DCPS) 2019-2023* has been developed at a time when Cambodia's own development priorities and context are evolving. On this basis and in line with the CSDGs, it has been formulated to be evidence-based, learning from the experience and perspectives of different development actors across a wide range of sectors and themes in order to build a consensus on future priorities. In this regard, the RGC recognizes that ODA remains particularly important for its national socio-economic development agenda, and will serve as a catalyst in leveraging other sources of development finance, both private and public, to further promote inclusive growth and sustainable economic development of Cambodia.

The RGC is fully committed to continue working in partnership to secure successful implementation of its policy agendas including CSDGs, *NSDP*, sector plans, and major governance reforms. The RGC's DCPS makes an important contribution to development partnerships efforts by establishing principles, setting objectives and identifying tools to promote effective cooperation.

Key Priorities to strengthen development cooperation and partnerships in the Sixth Legislature of the National Assembly include:

- Continue strengthening inclusive partnerships with all development actors to mobilize financial resources for CSDGs implementation in accordance with established development effectiveness principles including ownership, leadership and alignment.
- Continue actively participating in both regional and global affairs to enable opportunity for development, especially to promote the representation of peace, security, and investment opportunity in Cambodia.
- Continue implementing all commitments that Cambodia has committed at the High Level Forum on Development Effectiveness, along with strengthening the use of existing mechanisms for discussion on development cooperation issues.
- Continue strengthening partnerships with NGOs by committing to the Law on Association and Non-Governmental Organization in order to promote effective, transparency, and accountability of development cooperation.

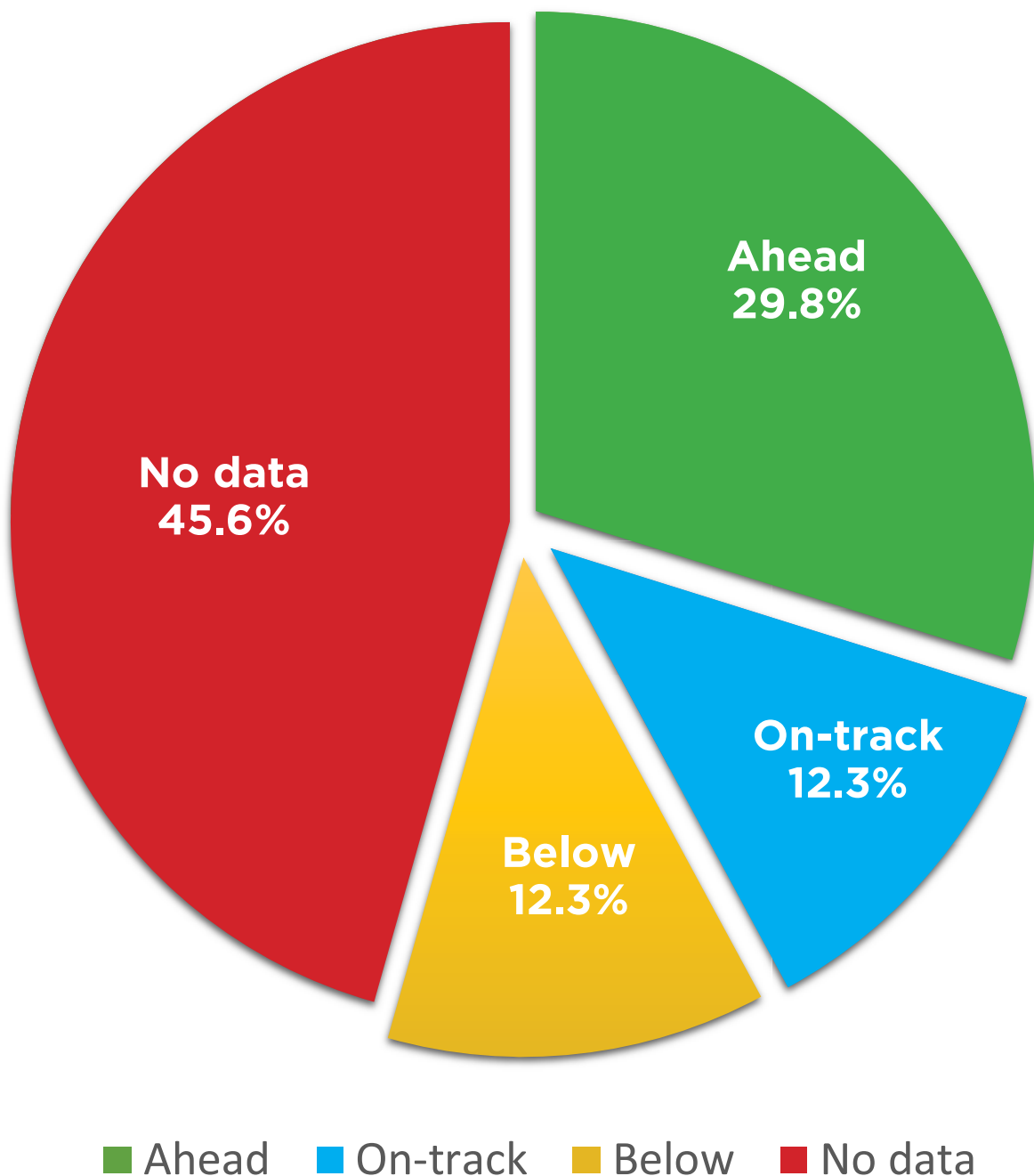
4.3 Summary review of remaining CSDGs

This section reviews the remaining 12 CSDGs in summary form on progress to date against the baselines. More than one-third of goals, targets, and indicators are on-track. Additionally, a larger number of targets do not have sufficient data.

As illustrated in Figure 7:

- 29.8 % of the targets are ahead of track;
- 12.3% are on track;
- 12.3% are below track;
- 45.6% lacked sufficient data.

Figure 7: CSDG performance for the non-prioritized 12 goals



1 NO POVERTY



CSDG 1:

End poverty in all its
forms everywhere



Progress

Cambodia has made tremendous progress over the last decade. Poverty was reduced dramatically in Cambodia from 53.3% in 2004 to 13.5% in 2014, making it one of the most impressive poverty reductions observed anywhere in the world. On average, poverty reduction has been more than 1.5 percentage points per year. About 80% of Cambodians live in rural areas; it is therefore not surprising that rural poverty has evolved at the same pace as the national trend. Poverty is overwhelmingly concentrated in rural areas, and the gap appears to be growing as economic opportunity is concentrated in the urban sector (reduced agricultural share of GDP), which is associated with migration from the rural areas.

Poor households are larger than the national average (5.6 and 4.5 members, respectively), and consumption is lower in households whose working-age adults have fewer years of education. Among poor households, the average years of education has changed very little over time (from 3.1 years in 2004 to 3.3 years in 2011), compared to education in average households (from 3.9 years in 2004 to 5.1 years in 2011). The probability of being poor is higher among ethnic minorities.

Challenges

While such a level of poverty reduction was a positive improvement, it is worth noting that many people are still vulnerable and even small and unexpected or undesirable shocks could easily cause them to fall back into poverty. Vulnerability of falling back into poverty is substantially high in Cambodia, which highlights the importance of social protection and safety nets. Future poverty reduction will also depend on Cambodia's ability to address the issue of vulnerability to poverty. Many of those who escaped extreme poverty have only just cleared the poverty line, and the poverty rate is very sensitive to small changes in the line. In this context, it is important to consider that increased consumption financed by borrowing may be masquerading as poverty reduction, and that poverty and vulnerability may be more significant than previously thought.

Key Policies/Accelerating Strategies

In the past, efforts have been made to enact and implement various social policies, specifically to ensure that poor and vulnerable people receive support through the establishment of orphanages, facilities for people with disabilities, maternal and newborn care centers, health services, subsidy to poor people who need treatment or child delivery service, free primary and secondary education, etc. In addition, the RGC established the National Social Security Fund for Civil Servants (NSSFC), the National Social Security Fund (NSSF), the National Fund for Veterans (NFV) and the People with Disabilities Fund (PWDF), to guarantee a stable income for citizens through pensions, healthcare, employment injury allowance, disability allowances and other allowances. These activities are consistent with the poverty reduction policies and the RGC's socioeconomic development policies already established in other key policies, in particular the Rectangular Strategies and the National Strategic Development Plan.

Table 9: Progress of CSDG 1

	Targets & Indicators	Unit	CSDG target				Actual			Progress
			2015	2016	2017	2018	2016	2017	2018	
1.2	By 2030, reduce by at least half the proportion of men, women and children of all ages living in poverty in all its dimensions according to national definitions									No data
1.3	Implement nationally appropriate social protection systems and measures for all, including floors, and by 2030 achieve substantial coverage of the poor and the vulnerable									On track
1.3.1	Proportion of the poor and the vulnerable received social emergency relief service	%	-	-	3.79	3.67	2.32	3.58	3.49	On track
1.4	By 2030, ensure that all men and women, in particular the poor and the vulnerable, have equal rights to economic resources, as well as access to basic services, ownership and control over land and other forms of property, inheritance, natural resources, appropriate new technology and financial services, including microfinance									No data

Sources: CSDG Framework and ministries

The *National Social Protection Policy Framework 2016-2025* (SPPF) focuses on two main pillars, namely, Social Assistance and Social Security. The goal of this policy framework is to develop a strategic plan for the RGC to ensure income security and reduce economic and financial vulnerability of its citizens. In addition to this framework, the *National Population Policy 2016-2030* also reflects its efforts to continuously improve the people's well-being and solidarity in the society and aims at reducing poverty to a maximum extent. The policy framework aligns, concentrates and improves existing social protection programs/schemes and enhances the efficiency, equity, transparency and consistency of the social protection system as a whole. Depending on the country's level of economic growth, the current coverage, which is still low, will be expanded in order to respond to the needs of the citizens in all segments. A framework on governance and cross-cutting issues will also be developed to ensure the efficiency of the system and its budgetary implications.

2 ZERO HUNGER



CSDG 2:

End hunger, achieve food security and improved nutrition and promote sustainable agriculture



Progress

In the absence of more recent evidence, reporting here is based on the CDHS 2014 results showing that in 2014, 32% of Cambodian children under 5 were stunted. Although this represents a significant improvement since 2010, when over 40% were stunted, it is still considered very high based on WHO/UNICEF prevalence thresholds. Children in rural areas are more likely to be stunted than children in urban areas.

Table 10: Progress of CSDG 2

	Targets & Indicators	Unit	CSDG target				Actual			Progress
			2015	2016	2017	2018	2016	2017	2018	
2.2	By 2030, end all forms of malnutrition, including achieving, by 2025, the internationally agreed targets on stunting and wasting in children under 5 years of age, and address the nutritional needs of adolescent girls, pregnant and lactating women and older persons									No data
2.3	By 2030, double the agricultural productivity and incomes of small-scale food producers, in particular women, indigenous peoples, family farmers, pastoralists and fishers, including through secure and equal access to land, other productive resources and inputs, knowledge, financial services, markets and opportunities for value addition and non-farm employment									No data
2.4	By 2030, ensure sustainable food production systems and implement resilient agricultural practices that increase productivity and production, that help maintain ecosystems, that strengthen capacity for adaptation to climate change, extreme weather, drought, flooding and other disasters and that progressively improve land and soil quality									No data
2.5	By 2020, maintain the genetic diversity of seeds, cultivated plants and farmed and domesticated animals and their related wild species, including through soundly managed and diversified seed and plant banks at the national, regional and international levels, and promote access to and fair and equitable sharing of benefits arising from the utilization of genetic resources and associated traditional knowledge, as internationally agreed									No data
2.5.1	Number of plant genetic resources for food and agriculture secured in policy, strategy and either medium or long-term conservation facilities	Number of species	-	95	96	98	-	-	-	-
2.5.2	Percentage of households in community in protected area improving their livelihood through receiving the benefits from NTFPs, integrated agriculture, eco-tourism within the protected areas	%	0.1	0.2	0.25	0.3	0.15	0.25	0.3	On track
2.A	Increase investment, including through enhanced international cooperation, in rural infrastructure, agricultural research and extension services, technology development and plant and livestock gene banks in order to enhance agricultural productive capacity in Cambodia									Ahead
2.a.1	Total official flows (official development assistance + other official flows) to agriculture sector	% of GDP	-	0.71	0.66	0.62	0.73	0.86	1.02	Ahead

Sources: CSDG Framework and ministries

Consumption of diversified food among households is a concern as the percentage of households with low dietary diversity score was 11.6% (CSES 2014). Prevalence of overweight or obesity among women of reproductive age increased substantially from only 6% in 2000, to 11% in 2010 and 18% in 2014 (CDHS 2014).

Challenges

Some challenges faced include: (1) the quickly changing context of Cambodia's development status including population growth, socio-economic conditions, urbanization, migration, and climate change; (2) diet quality of pregnant women and children under 5 remains inadequate; (3) public budget needed for sustainability and private investments are still lacking; (4) increase in incidence of obesity especially among women of child-bearing age; and (5) the need to make for more diversified agricultural production and protection of natural resources crucial for agriculture, forestry and fishery.

Key Policies/Accelerating Strategies

The *National Fast Track Roadmap for Improving Nutrition (2014-2020)* provides long-term direction to solve maternal, infant and young child malnutrition issues, particularly to reduce their illness and mortality rate. The *National Strategy for Food Security and Nutrition (NSFSN) 2014-2018* aimed to improve physical, social and economic access to sufficient, safe and nutritious food to meet their dietary needs and food preferences and optimize the utilization of this food to keep a healthy and productive life. The Mid-Term of Review of the Strategy was conducted in 2017 to incorporate the *National Action Plan for Zero Hunger Challenge in Cambodia 2016-2025* and inform the preparation of the *NSFSN 2019-2023*.

The Ministry of Agriculture, Forestry and Fisheries developed the *Agriculture Sector Strategic Development Plan 2014-2018* to accelerate agriculture development, including enhanced agricultural productivity, diversification and commercialization, promotion of livestock farming and aquaculture, land reform and sustainable management of natural resources.

3 GOOD HEALTH AND WELL-BEING



CSDG 3:

Ensure healthy lives and promote well-being for all ages



Progress

Health status of the people has improved through expansion and increased coverage of medical facilities together with increased social health protection system and measures to improve financing of the sector. Developments within the health sector as well as sectors with direct effects on health such as infrastructure, economic growth and poverty reduction all play major roles in improving the life expectancy and living conditions of the people. Average life expectancy increased from 61.9 years in 2000 to 68.7 in 2005 (with gender average for men at 66.7 years and women at 70.7 years).

Achievements have been made towards reducing infant and maternal mortality, new HIV infection and AIDS related deaths, caused by other communicable and non-communicable diseases and risk factors affecting the health of the people. Maternal mortality decreased from 472 per 100,000 live births in 2005 to 170 in 2014. Likewise, infant mortality decreased from 66 per 1,000 live births in 2005 to 28 in 2014. Major expansion has been made in the number of available health centers and medical staff. The number of health centers increased from 1,105 centers in 2014 to 1,205 in 2018 and hospitals increased from 97 to 123. There is also better availability of private clinics and pharmacies.

New HIV infections in Cambodia have steadily declined from 2015 and Cambodia has already achieved its target 90-90-90 before 2020. This has been recognized by the United Nations as one among only seven other countries.

Challenges

Despite progresses and improvements, the health sector still faces a number of challenges in terms of both epidemiology and the health system that require both short- and medium-term solutions.

Epidemiology: Infant and maternal mortality and under 5 mortality and prevalence of malnutrition is still high if compared to other countries in the region. Lack of knowledge of sexual and reproductive health of adolescents and youth and increased adolescent pregnancies were emerging issues. HIV prevalence remain high among key population at risk to HIV infection such as entertainment workers, gay men and other men who have sex with men, transgender women and people who inject drugs. Deaths from tuberculosis remain high, and high incidences of drug resistance especially for the treatments of TB and malaria remains a clinical challenge. Non-communicable diseases and growth in aging population will need to be accommodated with improved infrastructure and health service. Alcohol and drug use, insecurity, urbanization, environmental deterioration, and climate change all pose threats to the health of the population but require multi and inter-sectoral responses.

Table 11: Progress of CSDG 3

	Targets & Indicators	Unit	CSDG target				Actual			Progress
			2015	2016	2017	2018	2016	2017	2018	
3.1	An overall level of Development of Cambodia: Health and Well-being of Cambodian peoples and Financial risk protection									No data
3.2	By 2030, reduce the global maternal mortality ratio to less than 70 per 100,000 live births									No data
3.2.1	Maternal mortality ratio (In 1,000 live birth)	number	170	-	-	-	-	-	-	-
3.2.2	Proportion of births delivery by skilled health personnel	%	89	89	89	89	85	89	87.3	Below
3.3	By 2030, end preventable deaths of newborns and children under 5 years of age, with all countries aiming to reduce neonatal mortality to at least as low as 12 per 1,000 live births and under-5 mortality to at least as low as 25 per 1,000 live births									No data
3.4	By 2030, end the epidemics of AIDS, tuberculosis, malaria and neglected tropical diseases and combat hepatitis, water-borne diseases and other communicable diseases									No data
3.4.1	% of new HIV infection per 1000 uninfected population	%	0.05	0.05	0.05	0.05	0.04	0.03	0.03	Ahead
3.4.2	Tuberculosis (New infections' cases) incidence (In 100,000 population)	number	380	365	350	336	345	326	-	-
3.4.3	Malaria incidence (New infection's cases) (In 1,000 population)	number	2	1.85	1.65	1.45	1.5	2.96	4	Below
3.5	By 2030, reduce by one third premature mortality from non-communicable diseases through prevention and treatment and promote mental health and well-being									Below
3.5.2	Percentage of adult population with depression received treatment	%	2	4	6	10	2	2	1.7	Below
3.6	Strengthen the prevention and treatment of substance abuse, including narcotic drug abuse and harmful use of alcohol									Ahead
3.6.1	Percentage of people with drug used received treatment	%	22	40	50	60	28	30.1	100	Ahead
3.7	By 2020, halve the number of global deaths and injuries from road traffic accidents									Ahead
3.7.1	Dead rate due to traffic accident (100,000 population)	number	14.70	14.20	13.72	13.23	11.85	11.11	10.96	Ahead
3.8	By 2030, ensure universal access to sexual and reproductive health-care services, including for family planning, information and education, and the integration of reproductive health into national strategies and programmes									No data
3.9	Achieve universal health coverage, including financial risk protection, access to quality essential health-care services and access to safe, effective, quality and affordable essential medicines and vaccines for all									Below
3.9.1	% of the population covered by social health protection system (Health Equity Funds and Social Health Insurance Scheme)	%	23	-	-	-	24	30	35.7	On-track
3.9.2	Government Current Expenditure on Health as % of GDP	% of GDP	1.24	1.5	1.75	2	1.29	1.3	1.43	Below
3.a	Strengthen the implementation of the World Health Organization Framework Convention on Tobacco Control in all countries, as appropriate									No data
3.c	Substantially increase health financing and the recruitment, development, training and retention of the health workforce in Cambodia									No data

Sources: CSDG Framework and ministries

Health systems: Major challenges faced include: (1) health services quality remain inadequate due to limited resources, specifically, human resources, in term of the number of staff and specialists, and diagnostics and treatment ability; (2) inadequate capacity of public health system to deal with diseases and health problems related to CDs, NCDs, mental health, and provide public health emergency response to emerging/re-emerging infectious diseases pandemics, and disasters, (3) investments on health infrastructure including technology and information system remains limited; (4) inappropriate health care seeking of the population, especially in rural/remote areas i.e. delay in seeking care, self-medication; and (5) the mushrooming of private clinics also poses managerial issues for the Ministry of Health.

Another challenge is related to a decline of funding to eliminate HIV/AIDS in Cambodia, where the preventative programs have focused on the key population groups. The external fund support has been decreased and this is a big concern for Cambodia to reach its 95-95-95 target in 2025.

Key Policies/Accelerating Strategies

The *Health Strategic Plan 2016-2020 (HSP3)* is MOH's strategic management tool to guide the MOH and all health institutions as well as concerned stakeholders to effectively and efficiently use their available resources to translate health strategies into action. The *HSP3* renews a long-term vision of the health sector development and re-affirms the MOH's commitment to meeting the stated vision. It outlines the strategic framework for further strengthening operations in the entire health sector (both public and private), to address priorities, and to ensure consistent application of strategies across program. The *HSP3* also contains the framework for monitoring and evaluating progress and results of its implementation. The plan also aims to mobilize adequate financial resources, inform fiscal allocation, and guide development assistance in the health sector.

The *National Strategic Plan for a Comprehensive and Multi-sectoral response to HIV/AIDS (2019-2023)* is under development while the sustainability roadmap which is the RGC's 2013 seven-point policy on HIV/AIDS and the RGC's 2019 policy circular 2013 are being implemented.

5 GENDER EQUALITY



CSDG 5:

Achieve gender equality
and empower all women and girls



Progress

The *National Program for Public Administrative Reform 2015-2018* incorporates mainstreaming gender issues in the civil service, which includes mandatory training and improvements in the training curriculum for new recruits, current civil servants, and senior management. Additionally, the *Gender Mainstreaming Action Plan (GMAP) for the Civil Service Phase III 2014-2018* of the Ministry of Civil Service (MCS) promotes gender equality in the civil service.

Gender Mainstreaming Action Groups are the mechanism for gender mainstreaming across sectors and by 2018, 30 of 31 line ministries and institutions had developed GMAPs to guide their actions. MOWA continues to promote Gender Responsive Budgeting (GRB) as a tool for gender mainstreaming across sectors and to engage with the MEF. In 2016, 28 government ministries and institutions received funds from the national budget and development partners for implementing GMAPs, an increase from 16 ministries and institutions in 2013. The budget for the Secretariat of Anti-Human Trafficking (NCCT) increased to 3,815 million riels in 2016.

Women in leadership: There has been a significant increase over the past decade. As of 2018, about 25% of members of the National Assembly and 19% of members of the Senate are women. In the executive branch, 3 Ministers, 45 Secretaries of State, and 69 Under Secretaries of State are women, representing 14.5% compared to 7.4% in 1998. The number of women in the civil service has increased through incentives and appointments. Women represented 41% of civil servants in 2017 showing a steady increase of approximately 1 percentage point a year. There is a higher proportion of women at sub-national level (from 40% in 2014 to 43% in 2017) than at national level (from 27% in 2014 to 31% in 2017). The proportion of women in Commune/Sangkat councils reached 16.75%.

Violence against women: The *Minimum Standards for Essential Services for Women and Girl Survivors of Gender-Based Violence (GBV)* was drafted in 2017 under the second *National Action Plan to prevent Violence Against Women 2014-2018 (NAPVAW II)*. It covers 10 standards including mediation as part of legal protection, health, counselling, referral and case management. Multi-sectoral Coordinated Response Mechanism (CRM) networks, involving relevant government departments and officials, were established in eight provinces in 2016 and 2017 to facilitate effective, efficient and timely responses for GBV survivors and service providers have been trained in relevant service standards.

The RGC also developed a five-year *Action Plan to Prevent and Respond to Violence against Children 2017-2021*, which is led and coordinated by Ministry of Social Affairs, Veterans, and Youth Rehabilitation (MOSVY). In 2019, MOSVY established the Committee on Leading and Coordination for Implementation for this action plan. With national cooperation and international organizations to implement the action plans, it has made many achievements. In international context, the RGC became the 26th member of Global Partnership of Pathfinding Country to End Violence Against Children and to engage with the international community to implement laws and policies to protect children against violence, abuse, and other exploitations.

Table 12: Progress of CSDG 5

	Targets & Indicators	Unit	CSDG target				Actual			Progress
			2015	2016	2017	2018	2016	2017	2018	
5.1	End all forms of discrimination against all women and girls everywhere									On track
5.1.1	Number of laws, policies, national plan and legal frameworks in place to promote, enforce and monitor gender equality and non-discrimination on the basis of sex- including a specific law to address discrimination against women in priorities and in emerging issues.	Number	50	50	-	55	50	52	55	On track
5.2	Eliminate all forms of violence against all women and girls in the public and private spheres, including trafficking and sexual and other types of exploitation									No data
5.3	Eliminate all harmful practices, such as child, early and forced marriage and female genital mutilation									No data
5.4	Recognize and value unpaid care and domestic work through the provision of public services, infrastructure and social protection policies and the promotion of shared responsibility within the household and the family as nationally appropriate									Ahead
5.4.1	Number of legal and policy measures to address and recognize work-life balance, and unpaid care and domestic works, and promote women's increased access to decent employment	Number	-	5	-	7	-	-	8	Ahead
5.5	Ensure women's full and effective participation and equal opportunities for leadership at all levels of decision-making in political, economic and public life									Below
5.5.1	Proportion of seats held by women in legislation institutions	%	17.8	17.8	-	25	17.8	-	19.7	Below
5.5.2	Proportion of women Minister, Secretary and Under-Secretary of State	%	-	16.3	-	21	16.27 (2016)	-	14.6	Below
5.5.3	Proportion of women in Commune/ Sangkat council	%	-	-	16.8	-	-	16.8	-	On track
5.6	Ensure the access to sexual and reproductive health and reproductive rights as universal, agreed on in accordance with the Programme of Action of the International Conference on Population and Development and the Beijing Platform for Action and other relevant documents									No data
5.c	Adopt and strengthen sound policies and enforceable legislation for the promotion of gender equality and the empowerment of all women and girls at all levels									On track
5.c.1	Number of institutions with a system to track and allocate budget to promote gender equality and empowerment women.	Number	0	-	-	3	0	2	2	Below
5.c.2	Number of line Ministries, Line Agencies have development and Implement Gender Mainstreaming Strategic Plan	Number	-	6	7	6	27	28	29	Ahead

Sources: CSDG Framework and ministries

Challenges

Social norms related to gender relations continue to constrain development of women's potential and hinder their empowerment in economic, social, public and political life. The general attitude of rural parents towards the education of their daughters results in low participation of girls in STEM fields. Additionally, positive parenting practices are still not widely understood and encouraged.

There are significant commitments to combat Gender Based Violence/Violence Against Women (GBV/VAW) and Violence Against Children (VAC). This is a long-term endeavor that requires multi-sectoral cooperation from all stakeholders to ensure effective implementation of policies, guidelines, and procedures.

Key Policies/Accelerating Strategies

The RGC is committed to promote positive social norms through the implementation of national laws, policies, plans and programs at all levels. The Ministry of Women's Affairs, with partnerships and support from relevant ministries, institutions and partners, has contributed to foster gender equality in key strategic policies and reform program such as:

- The MOWA's five-year Strategic Plan for Gender Equality and Women's Empowerment 2014-2018, *Neary Rattanak IV (with Neary Ratanak V for 2019-2023 being developed)*, aims to strengthen institutional capacity to promote

gender equality through program-based approaches and good governance. It includes comprehensive strategies to strengthen MOWA's role as catalysts, policy advocates, advisors and facilitators for promoting gender equality.

- Formulation of the first *National Gender Policy* to provide a longer-term policy framework for gender equality. The policy includes a definition of gender discrimination, based on Convention on the Elimination of all forms of Discrimination Against Women (CEDAW).
- GMAGs and their GMAPs as key strategies to accelerate gender mainstreaming across sectors and institutions.
- The National Action Plan to Prevent Violence Against Women sets out key priorities and actions for effective prevention of and response to GBV across multiple sectors.
- Gender is integrated into other key strategies and policies such as Population Policy, NSDP, and National Social Protection Framework.
- Gender is integrated into key reform processes such as Public Administration Reform, Public Financial Management Reform, Legal and Judicial Reform, Decentralization and De-concentration, and including through *National Strategy to Promote Women in Management Positions at Sub-National Level (2017-2019)*.
- The Strategic Plan on Gender, Climate Change, Green Growth, and Disaster Risk Management have been integrated into the *Cambodia Climate Change Strategic Plan 2013-2022* along with its implementation budget.

6 CLEAN WATER AND SANITATION



CSDG 6:

Ensure availability
and sustainable management
of water and sanitation for all



Progress

Water and sanitation play a crucial role in the betterment of public health and well-being of the people. There is some good progress with regards to improving access of the rural population to basic drinking water sources and services and their access to basic sanitation. Nevertheless, more effort needs to be done to meet CSDG targets. It is observable that many key policies and strategies have been put forward to accelerate this CSDG goals and targets.

Surface water quality is generally good due to the efforts made by Mekong River Commission and the Ministry of Water Resources and Meteorology (MOWRAM) to monitor surface water quality in Cambodia. Institutional arrangements are in place and being improved. For Integrated Water Resource Management (IWRM) implementation process, the MOWRAM manage water quality while the MOE has a range of responsibilities that embrace water quality protections and conducts monitoring of the water pollution.

The MIH is the key agency in designing and implementing the management of piped water supply to urban population. Indicator 6.4.1 shows that the water supply at urban areas reached 45.41%. The actual number of people surveyed keep increasing from over 3 million in 2016 to 4 million in 2018 and the trend keeps going up signifying an increase in the capacity of clean piped water supply, affordability, sustainability and coverage. Significant progress could also be seen with government initiatives to reduce water tariff rate and provide subsidies on water connection to garment workers living in rented rooms and poor communities. The water supply service has been also privatized to improve more coverage to the rural areas. It is forecasted that the piped water supply will reach 90% of the population in 2023 and 100% in 2025.

Table 13: Progress of CSDG 6

	Targets & Indicators	Unit	CSDG target				Actual			Progress
			2015	2016	2017	2018	2016	2017	2018	
6.1	By 2030, achieve universal and equitable access to safe and affordable drinking water for all									No data
6.1.1	Proportion of Cambodian population in urban areas with access to safely managed and clean water supply services	%	83.5	83.5	84.0	85.0	-	-	-	-
6.1.2	Proportion of Cambodian population in rural areas with access to safely managed and clean water supply services	%	16.0	16.0	18.0	21.0	16.0	16.0	16.0	Below
6.2	By 2030, achieve access to adequate and equitable sanitation and hygiene for all and end open defecation, paying special attention to the needs of women and girls and those in vulnerable situations									No data
6.2.1	Proportion of population using safely managed sanitation services, including a hand-washing facility with soap and water	%	27	28	29	30	-	-	-	-
6.2.1.1	Proportion of rural population using improved/basic sanitation	%	-	56	60	62	67.4	71.2	71.2	Ahead
6.2.1.2	Proportion of rural households with hand-washing facility with soap and water	%	76	78	80	82	-	-	-	-
6.3	By 2030, improve water quality by reducing pollution, eliminating dumping and minimizing release of hazardous chemicals and materials, halving the proportion of untreated wastewater and substantially increasing recycling and safe reuse globally									No data
6.4	By 2030, significantly reduce illicit financial and arms flows, strengthen the recovery and return of stolen assets and combat all forms of organized crime									On Track
6.4.1	Proportion of Cambodian people living in urban areas have access to clean water sustainably with quality and affordable price	%	83.00	83.00	85.00	87.00	75.07	85.84	85.41	On Track
6.a	By 2030, expand international cooperation and capacity-building support to developing countries in water- and sanitation-related activities and programmes, including water harvesting, desalination, water efficiency, wastewater treatment, recycling and reuse technologies									Ahead
6.a.1	Amount of water-and-sanitation-related official development assistance that is part of a government-coordinated spending plan compared to GDP	%	0.14	0.14	0.13	0.12	0.19	0.36	0.4	Ahead

Sources: CSDG Framework and ministries

Challenges

Based on per capita water availability, Cambodia is not a water stressed country, but the problem is related to water quality and stability of water supply in a timely manner in both wet season and dry season. Cambodia needs to develop water storage and delivery systems as well as capacity. Despite the RGC's effort to enhance this sector, climate change is the critical challenge affecting the surface and ground water, and ability to supply clean water to the rural people. Additionally, declining fund supported by development partners, lack of participation of women, and limited financing sources to accommodate rising demand of infrastructure investment in the rural areas are the other main challenges.

Key Policies/Accelerating Strategies

The *National Strategic Plan on Water and Rural Sanitation 2011-2025* helps guide actions and implementation plans to expand connections and supply of clean water, wells and ponds, distribution of filtration tanks and installation of storage tanks. The target is that by the year 2025 all rural communities will have access to clean water and sanitation and live in a clean and hygienic environment, eliminating open defecation which is expected to have significant effects on women and children. To achieve this, the Ministry of Rural Development has prepared the first *National Action Plan for Rural Water Supply, Sanitation and Hygiene 2014-2018*, the second *National Action Plan for Rural Water Supply, Sanitation and Hygiene 2019-2023*, along with the Ministry's Rural Development Strategic Plan 2019-2023 with efforts and contributions of all stakeholders especially development partners at all levels. In addition, special cooperation efforts with various international development partners such as JICA, AusAid, KOICA, and China's ODA will also accelerate the expansion of piped water supply for all on the basis of Safe, Clean, Reliability and Affordability of Water Supply.

7 AFFORDABLE AND CLEAN ENERGY



CSDG 7:

Ensure access to affordable, reliable,
sustainable and modern energy for all



Progress

Efforts in the development of foundations of electrical supply are to guarantee energy security, provide and supply electricity with reliability, sustainability, affordability and resilience to shocks. Priority is given to development of power generation capacity and national network of distribution of high voltage electricity to all cities and provinces, with regional sub-stations. Up to date, there are high voltage networks of 2,141 kilometers and 31 national substations covering directly 20 municipalities and indirectly 5 provinces. Cambodia is now able to produce power locally a total of 2,174 MW from hydropower dams (1,329 MW), biomass, renewable, fuel oil and solar (340 MW), and coal power plants (505 MW) plus imports 442 MW from Vietnam, Thailand and Laos.

In 2018, 349 licensees were approved to supply electricity to 14,072 villages (99.32% of all villages in Cambodia). Infrastructure development progress include 31,356 kilometers of medium voltage network, 16,233 transformers, 32,118 kilometers of low voltage network throughout Cambodia. Currently, electrical infrastructure enables to supply electricity to 12,305 villages - a 86.85% of the total villages in Cambodia. The RGC has mobilized USD 22 million through rural electrification funds to support the power the poor program. So far, achievements include electricity connections and supply to 4,399 poor households, 42,040 SHS installations, and expansion and improvements of supply networks of 6,296 kilometers.

Table 14: Progress of CSDG 7

	Targets & Indicators	Unit	CSDG target				Actual			Progress
			2015	2016	2017	2018	2016	2017	2018	
7.1	By 2030, ensure universal access to affordable, reliable and modern energy services									Ahead
7.1.1	Proportion of population with access to electricity	Million Person	7.74	9.21	9.49	9.77	8.92	10.67	11.38	Ahead
7.1.2	Proportion of population with primary reliance on clean fuels and technology	Million Person	6.16	6.07	6.07	6.08	5.59	5.22	7.65	Ahead
7.2	By 2030, increase substantially the share of renewable energy in the global energy mix									Ahead
7.2.1	Proportion of Renewable energy in the total final energy consumption	Mtoe	2376	2499	2621	2750	4305	5651	4281.4	Ahead
7.3	By 2030, double the global rate of improvement in energy efficiency									On track
7.3.1	Proportion of primary energy with GDP	% of GDP	0.4	0.4	0.4	0.4	0.33	0.35	0.4	On track

Sources: CSDG Framework and ministries

In general, Cambodia always support clean energy development projects. However, Cambodia has not had budget allocation to subsidize all such projects. In the last two years, due to reduction cost of investment on clean energy like solar, Cambodia has approved a solar farm investment with the total capacity of approximately 210 MW already. Cambodia is considering to support a 80 MW power plant from wind as well.

Challenges

National energy policies and strategies of Cambodia indicate alignment with the targets of Goal 7 and related CSDGs . However, significant financial resources are still needed to be invested in key infrastructures such as power stations, the national grid, substations, and power management technology. These investments are to enable rural areas access to clean energy with accurate measurement, efficient and sufficient energy supply. Despite speedy progress of power development in Cambodia, there are a number of challenges including power sources, network connection, financial support, abundant renewable energy sources, and energy loss. Access to clean cooking fuel remains a great challenge for the RGC. The target is still far behind the plan while a significant number of people still rely on wood for cooking, causing indoor air pollution and having an effect on vulnerable people.

Key Policies/Accelerating Strategies

The Ministry of Mines and Energy (MME) is updating the Power Development Master Plan and continues to develop additional power generation capacity, transmission substations and distribution networks to ensure that Cambodia has sufficient clean and sustainable energy for the growing demand. Renewable energy policy is also being developed to promote the use of clean and renewable source of energy for both thermal and electrical energy needs.

There are two strategic targets that drive the energy development in Cambodia, including by 2020, all villages to be connected to some sorts of electricity supply; and by 2030, at least 90% of all households have access to grid quality electricity, just as if connected to the national networks. Official development assistance for Cambodia will continue to be necessary as the government has many urgent priorities that need attention with limited resources. Private sector financing will be key sources for renewable energy development and energy efficiency. The RGC can encourage investment by developing enabling environment (legal framework) for clean energy. Additional work to meet Goal 7 will also be necessary including regional cooperation in term of power sharing through regional grid. This will allow more input from solar or wind energy which need to have a baseload covered. Energy is one of the priority sectors in IDP i.e. 'industries serving regional production lines and those of future strategic importance such as information communication technology (ICT), energy, heavy industries, cultural/historical/traditional handicraft, and green technology.' Resource efficiency and further use of renewable energy would be a promising direction that needs informed policy decisions, incentives, investment and pilot applications.

9 INDUSTRY, INNOVATION AND INFRASTRUCTURE



CSDG 9:

Build resilient infrastructure, promote inclusive and sustainable industrialization and foster innovation

9 INDUSTRY, INNOVATION AND INFRASTRUCTURE



Progress

The GDP share of the industrial sector increased from 27.7% in 2015 to 32.8%, employing 23.9% of the labour force in 2018, ahead of the target. However, the manufacturing sector has increased from 16.0% of GDP to only 16.8% in this period, signifying the slower progress of the core industrial base. Construction has been the most dynamic sector, growing by about 9.8% in 2015, and by an estimated 13.7% in 2018. With international trade reaching 130.4% of GDP in 2018 (from 120% in 2015), and the boom in real estate sector in the past four years, volumes of freights going through the two major ports in Cambodia increased by 30% between 2015 and 2018, from 6.2 million MT to 8.1 million MT, ahead of target. The number of air passengers internationally and domestically also increased above the targets.

Investment by the RGC, development partners, and private sector has continued to target infrastructure, essentially roads, rail, bridges, ports, hydropower, solar farms, power transmission lines and irrigation systems. This has, to some extent, enabled garment factories to be shifted from the capital to rural areas, making it closer to labour source and relieving some burdens on urban infrastructure. The RGC formulated *Industrial Development Policy (2015-2025)* with some 100 detail measures for addressing a range of priorities from skill to technologies to financing and facilitations for trade and investment. Cambodia has continued to receive large volume of FDI, although it has been more skewed to real estate and tourism development in the past few years.

Population with internet access, especially through mobile phone, increased remarkably in the past few years, especially in rural areas as the telecom infrastructure has been expanded quite rapidly. In most of the rural areas, people can use 3G or 4G services on their smartphones. The RGC has promoted the connectivity of backbone fiber optic cables, which have increased to 43,410 km in 2018 along with two undersea optic cable networks. The use of information and communications technology (ICT) has risen substantially as reflected in the rise in mobile phone users from 2.7 million in 2012 to 11 million in 2018 according to *RS-IV*.

Challenges

Cambodia is still faced with high logistics costs; relatively weak institutional coordination; lack of coherent quality infrastructure limiting producers' access to market and enterprises' choice of locations across the country, lack of energy development, skill development, and technologies, including digital technologies, constraining growth of the manufacturing sub-sector, and inadequate capacity to implement the *Industrial Development Policy (2015-2025)*.

The private sector has and will invest in ICT infrastructure and services where there is a strong business case and where profits can be made. However, the area where capacity is still lacking is in rural and remote areas, especially high-speed internet access.

Table 15: Progress of CSDG 9

	Targets & Indicators	Unit	CSDG target				Actual			Progress
			2015	2016	2017	2018	2016	2017	2018	
9.1	Develop quality, reliable, sustainable and resilient infrastructure, including regional and transporter infrastructure, to support economic development and human well-being, with a focus on affordable and equitable access for all									Ahead
9.1.1	Freight volumes of ports and railway	1000 Ton	6,250	6,580	6,894	7,259	6,449	7121	8,095	Ahead
	Sihanoukville Autonomous Port	1000 Ton	3,850	4,090	4,294	4,509	4,040	4,364	5,196	Ahead
	Phnom Penh Autonomous Port	1000 Ton	2400	2,490	2,600	2,750	2,409	2,757	2,899	Ahead
9.1.2	Numbers of air passengers (Domestic and international) (SSCA)	1000 Pers	6,042	6,625	7,310	8,069	6,625	8,237	10,553	Ahead
	Domestic passengers (SSCA)	1000 Pers	436	425	433	442	424	572	1,215	Ahead
	International passengers (SSCA)	1000 Ton	5,606	6,201	6,877	7,627	6,201	7,666	9,338	Ahead
9.1.3	Freight weight (domestic and international) (SSCA)	1000 Ton	37.15	46.46	53.99	62.75	46.46	64.63	74.66	Ahead
	Domestic Freight weight (SSCA)	1000 Ton	0.25	0.15	0.13	0.11	0.15	0.76	0.83	Ahead
	International Freight weight (SSCA)	1000 Ton	36.90	46.31	53.86	62.64	46.31	63.87	73.82	Ahead
9.2	Promote inclusive and sustainable industrialization and, by 2030, significantly raise industry's share of employment and gross domestic product, in line with national circumstances, and double its share in least developed countries									Ahead
9.2.1.	Number of Cambodian employees in manufacturing sector as a proportion to total employment within the country.	%	10.0	10.0	12.0	13.0	21.9	23.8	23.9	Ahead
9.5	Enhance scientific research, upgrade the technological capabilities of industrial sectors in all countries, in particular developing countries, including, by 2030, encouraging innovation and substantially increasing the number of research and development workers per 1 million people and public and private research and development spending									No data
9.a	Facilitate sustainable and resilient infrastructure development in developing countries through enhanced financial, technological and technical support to African countries, least developed countries, landlocked developing countries and small island developing States									Ahead
9.a.1	Total official international support (official development assistance plus other official flows) to infrastructure	%	-	1.65	1.54	1.44	2.00	1.92	1.76	Ahead
9.c	Significantly increase access to information and communications technology and strive to provide universal and affordable access to the Internet in Cambodia by 2020									Ahead
9.c.1	Proportion of population covered by internet (mobile and cable)	%	135.0	127.5	114.7	115.9	127.5	117.2	118.9	Ahead

Sources: CSDG Framework and ministries

Key Policies/Accelerating Strategies

A package of 17 reform measures aimed at improving Cambodia's competitiveness, promoting SMEs and attracting foreign direct investment, was presented by the Prime Minister of Cambodia on 29 March 2019 at the Government Private Sector Forum. The measures range from reducing logistics costs to lowering electricity tariffs, improving labour law, increasing financial access to SMEs, and to finalizing the amendment of the Law on Investment, and Law on Special Economic Zones (SEZs).

Likewise, in reforming the SMEs, Cambodia via the Ministry of Industry & Handicraft has drafted the *Five-Year SME Development Plan* expected to be in promulgated in early 2020. The *Five-Year SME Development Plan* will provide synergies to the current work attached to the IDP and the effort made by ASEAN sectoral body in supporting regional SMEs through the implementation of Strategic Action Plan on *SME Development (SAP-SMED) 2016-2025* to promoting MSMEs in the region individually and collectively to realize the vision of globally competitive and innovative MSMEs.

The Skills Development Fund (SDF) was set up in 2018 to focus on five priority areas, namely, manufacturing, construction, ICT, electronics, and tourism with an aim to bridge the skills gaps in the Cambodian economy. In the

same year, the RGC issued a Sub-decree to provide tax break to SMEs for up to 5 years. In addition, SME Bank and Entrepreneurship Development Fund and Entrepreneurship Promotion Centre have been created by the MEF and are expected to be up and running in 2019.

In late 2017, the MEF set up a PPP Unit aimed at boosting PPP projects that are predominantly financed by private firms in nature. It is expected that contracts could be drawn between government agencies (such as line ministries) and private partners in designing, building, operating and maintaining investment projects, including BOT and concession projects, worth more than USD 10 million for management efficiency.

With the IDP and various supporting strategies in place, the RGC has cooperated with various international partners to co-implementing various programs and projects notably the *Programme for Country Partnership (PCP) 2018-2023* with UNIDO, cooperation with various Intellectual Properties Agency, ASEAN Coordinating Committee on Standard & Quality, and the Committee on Science, Technology and Innovation (COSTI) of ASEAN to name a few.

The RGC has robust and conducive policy and regulatory frameworks to ensure affordable access and connectivity. Particularly, the Sub-Decree on Mechanism on implementation of Universal Service Obligation issued in 2017 is considered an important tool to boost the connectivity to all corners of the country as it is a global mechanism for bridging digital divide gap while also assisting those areas, where in normal circumstances it is not economically viable to build telecommunication infrastructure and the private sector has no interest to invest such as remote and rural areas. Additionally, to deliver universal digital access, continuing investment in infrastructure including adoption of advanced technology such as 5G and pursuing reforms are required to bring greater competition to telecommunications markets and promote public private partnerships (PPPs) and effective regulation.

11 SUSTAINABLE CITIES AND COMMUNITIES



CSDG 11:

Make cities, and human settlements inclusive, safe, resilient and sustainable



Progress

The MOE has transferred 6 functions to sub-national level on the collection of solid waste, the management of drainage system, and natural resource protection. Actions have been implemented by the MOE, including monitoring and inspecting sources of pollution, monitoring the polluting sources from factories, piloting reporting system on the emission and movement of pollutants from other sources, and making inspection on environmental pollution violence.

The MOE has worked to raise the awareness on using plastic bags. It has worked with super markets and shopping centers in Phnom Penh to charge consumers who request for plastic bags for their shopping items.

On another hand, the Ministry of Public Works and Transport has prepared a master plan on waste water and sewage system management to be implemented in major cities as a response to the *RS-IV*.

Table 16: Progress of CSDG 11

	Targets & Indicators	Unit	CSDG target				Actual			Progress
			2015	2016	2017	2018	2016	2017	2018	
11.6	By 2030, reduce the adverse per capita environmental impact of cities, including by paying special attention to air quality and municipal and other waste management									No data
11.6.1	Amount of urban solid waste regularly collected and with adequate final discharge	Million Ton	1	1	1	1	-	-	-	-
11.6.2	Percentage of the deduction plastic bag used	%	10.0	10.0	10.0	10.0	-	-	-	-
11.6.3	Percentage of the solid wasted will be segregate by technical guidance	%	50.0	50.0	50.0	50.0	-	-	-	-
11.6.4	Annual average of the parameters of CO, NO2, SO2, TSP, PM2.5 and PM10	%	4.0	4.0	4.0	4.0	-	-	-	-

Challenges

Sub-national level capacity to manage waste is still limited. There is a limited awareness on environmental protection from stakeholders and the public. Regarding environmental protection education, there are no resource centers established to provide knowledge and information on environment, and well as human resources to implement the tasks. There is also a weak level of legal enforcement.

Key Policies/Accelerating Strategies

Continuing partnerships with DPs and the private sector are required to improve waste management, collect data on sources of pollution including solid and liquid waste, and for the management and monitoring of industrial wastes. The MOE has issued 5 sub-decrees, including *Sub-Decree on Municipal Solid Waste Management*, *Sub-Decree on Social Environmental Fund*, *Sub-Decree on the Management of Electrical and Electronic Waste*, *Sub-Decree on Plastic Bag Management and Sub-decree on the Management of Sewage System and Water Treatment*.

The RGC has adopted and put into implementation the *National Policy on Spatial planning*; Law On Land Management, Urban Planning And Construction; *National Policy On Spatial Planning*; *sub-decree on Urban Planning, Capital, Municipality and Urban Areas*; Participatory guidelines for Master Plan and Land Use Plan making, and some Capital Province Master Plans Master Plan; and District/Khan Land Use Planning and Approved Commune Land Use Planning 80, and is finalizing 90 Commune Land Planning.

Case Study 3: Battambang City

Battambang was selected as one of five pilot cities under the joint United Nations Economic and Social Commission for Asia and the Pacific (ESCAP) and UN-Habitat project, "Integrating the Sustainable Development Goals into local action in support of the implementation of the 2030 Agenda in Asia and the Pacific" (2018-2021). The project focuses on advocacy and capacity development for local government and other urban stakeholders in Battambang as related to the principles, goals, and means of implementation of the 2030 Agenda, and is being implemented in Battambang with local partners from different stakeholder groups. The project will support a pilot 'demonstration project' in the city, which will be determined by the multi-stakeholder network.

Battambang has selected solid waste management, livelihoods and local economic development, waste water, and affordable housing as the city's SURM priorities. The focus on identifying integrated solutions to Battambang's solid waste challenges is particularly relevant in the context of the targets and indicators adopted by the national government under SDG 11, which include target 11.6, to reduce the adverse per capita environmental impact of cities and indicator 11.6.1, which is the proportion of urban solid waste regularly collected and with adequate final discharge out of the total urban solid waste generated.

The process operationalizing the localization of the SDGs is integral, and the SURM approach thus translates for the local level the systemic issues in SDG 17, the call to strengthen institutions and multi-stakeholder involvement from SDG 16, and takes cues from other "means of implementation" targets across the SDGs. The aim is to strengthen the capacities of local governments and other key urban stakeholders to achieve effective partnerships at the city-level by promoting three integral capacity development streams:

(i) collaborative and adaptive governance – the project aims to strengthen participatory planning, implementation, and "follow-up and review" at the local level in Battambang through the formation of an effective multi-stakeholder network, which will include stakeholders from local and national governments, civil society and community organizations, the private sector, and the research and academic community. The objective is that the different stakeholders learn and act together in meaningful partnership and thus arrive at more inclusive, needs-driven outcomes that genuinely 'leave no one behind'.

(ii) strengthening the evidence base for decision-making – the project will support targeted collection and analysis of high-quality, timely, and reliable data on Battambang's SURM priorities, that is aligned to SDG indicators, as well as

identifying and using the existing data. The aim is to support the creation of an evidence-base (baseline and progress measurements), which will likely include vulnerability assessments and gender analyses to help identify the most promising approaches for localizing the SDGs in each city.

(iii) identifying integrated solutions using systems thinking – the project aims to develop the capacity of the multi-stakeholder network in Battambang to collectively analyze, plan, and implement in an integrated, systems-based manner. This entails maximizing co-benefits, creating added value through synergies, and effectively dealing with trade-offs and externalities across the three pillars of sustainable development. This capacity development stream relies on the outputs of the other streams, as the systemic approach to understanding challenges and identifying intervention points is to be done through participatory problem analysis and planning activities by the multi-stakeholder network (“collaborate”) and using the city’s new data baseline (aligned to relevant SDG indicators) to inform evidence-based decision-making and monitor progress (“strengthen evidence”).

The main expected outcomes of the project are strengthened awareness and institutional capacities of Battambang to accelerate multi stakeholder action on the SDGs at the local level through more integrated implementation of relevant urban development and land use plans in the city.

12 RESPONSIBLE CONSUMPTION AND PRODUCTION



CSDG 12:

Ensure sustainable consumption
and production patterns



Progress

Cambodia ratified the Stockholm Convention on 23rd May 2001, and the first *National Implementation Plan (NIP)* of the Convention was prepared in June 2006 and submitted to the Conference of the Parties. According to the Convention, all parties undertake to prepare an updating of implementation plan five years after submission of the original plan. The initial NIP established four action plans, namely: (1) Action Plan on Persistent Organic Pollutants (POPs) pesticides; (2) Action Plan on PCBs; (3) Action Plan on unintentionally produced POPs; and (4) Action Plan on the management of the NIP implementation.

The RGC delegated the MOE to play a role as a national focal point for the Stockholm Convention. At the same time, in order to facilitate the implementation of the convention among relevant institutions and also to improve effective management of chemicals as well as POPs management, the Inter-Ministerial Technical Working Group-IMTWG (known as National Coordinating Committee-NCC) have been established with membership of governmental institutions, NGOs, and national institutes.

The MOE has regularly checked pollution from factories/industries. It also provided guidance and implemented a pilot project on reporting system on the emission and movement of pollutants as well as inspected the environmental pollution. The MOE also monitors the quality of air to check the acidic levels at 7 sites throughout Cambodia.

Table 17: Progress of CSDG 12

	Targets & Indicators	Unit	CSDG target				Actual			Progress
			2015	2016	2017	2018	2016	2017	2018	
12.4	By 2020, achieve the environmentally sound management of chemicals and all wastes throughout their life cycle, in accordance with agreed international frameworks, and significantly reduce their release to air, water and soil in order to minimize their adverse impacts on human health and the environment									Below
12.4.1	Percentage of release reduction of Persistent Organic Pollutants (POPs) to the environment	%	0.0	0.0	0.0	2.0	0.0	0.0	1.0	Below
12.4.2	Percentage of release reduction of mercury (Hg) to the environment	%	-	-	-	2.0	0.0	0.0	2.0	On track
12.4.3	Effectiveness management of hazardous waste and biological and radioactive waste	%	-	-	-	3.0	0.0	0.0	2.0	Below
12.5	By 2030, substantially reduce waste generation through prevention, reduction, recycling and reuse									Ahead
12.5.1	National recycling of materials used	1000 Ton	163.0	163.0	175.0	178.0	247.0	304.0	290.0	Ahead

Sources: CSDG Framework and ministries

Challenges

The main challenges to achieve CSDG 12 concern institutional arrangements and coordination because there are different ministries responsible for reduction plan implementation, measuring, reporting and verification. Another challenge is that CSDG indicators are limited to environmental related work while the main focuses of SDG delivery should be on designing-out of waste and pollution; keeping products and materials in use and regenerating natural systems.

The use of hazardous substances, especially mercury substances are not yet well managed in an environmentally sound manner and there is no specific government institution responsible for mercury management. Financial and technical supports are still needed to achieve the targets.


Key Policies/Accelerating Strategies

As seen in the progress, the RGC has adopted a number of conventions including Stockholm Convention related to the reduction of POP and Minamata Convention on Mercury for Mercury usage reduction and on 10YFP on Sustainable Consumption and Production for productive use of resources and waste prevention. Regarding the hazardous waste management, the MOE has issued a number of sub-decrees including *Sub-Decree on Municipal Solid Waste Management*, *Sub-Decree on Social Environmental Fund*, *Sub-Decree on the Management of Electrical and Electronic Waste*, *Sub-Decree on Plastic Bag Management* and *Sub-decree on the Management of Sewage System and Water Treatment*.

Sustainable Consumption and Production is integrated into the *Environment and Natural Resources Code* under the Environmental Management and Sustainability Mechanisms. The purpose is to promote the adoption of sustainable consumption and production practice as well as sustainable procurement.

Resources efficiency is being implemented to ensure sustainable consumption and production which can be achieved with low investment cost and effort. After the approval of environmental code, the sustainable consumption and production will be integrated in different sectors including industry, tourism, energy, etc. Since SCP reflects such a significant shift away from our current 'take-make-dispose' culture, systemic change is necessary. This requires shifting from our traditional model of economic growth to a 'circular economy' approach, which is based on three things including designing-out waste and pollution, keeping products and materials in use, and regenerating natural systems.

14 LIFE BELOW WATER



CSDG 14:

Conserve and sustainably use the oceans, seas and marine resources for sustainable development



Credited to: WWF

Progress

To conserve and sustainably use ocean, sea and marine resources, the *RS-IV* has set up priorities such as continued implementation of the *National Strategic Plan on Green Growth 2013-2030*, the *Cambodia Climate Change Strategic Plan 2014-2023*, the *National Environmental Strategy 2016-2023*, and the *National REDD+ Strategy*. The *RS-IV* also targets the improvement of the effectiveness of the environmental protection and conservation of our natural resources, ecosystem, biodiversity, forest and wildlife sanctuaries as well as adaptation to climate change, and reinforcing the management of solid waste, waste water, gas and lethal substance by implementing the 'reduce, reuse, recycle and non-use' principles and strengthening pollution monitoring and control mechanism.

The MOE issued *Sub-decree on Water Pollution Control* in 1999 with an aim of managing quality water sources. The *National Environment Strategy and Action Plan 2016-2023* was developed with an aim to identify needs and opportunities for placing the environment and natural resources sustainability as one of the centralities in the national development framework. Related to the marine and coastal protection, this strategy views that action must be taken in order to strengthen coordination in oil and gas prospecting, exploration and exploitation, transportation, coordinated emergency response capacity to potential accidents including oil and dangerous goods spills. The strategy's monitoring and evaluation framework has also fully included the CSDG 14 indicators.

The NCSO also developed the *Cambodia National Adaptation Plan Financing Framework and Implementation Plan in 2017*, to align with the *NESAP 2016-2023*, with an aim of mobilizing resources for climate adaptation activities that include the marine and coastal restoration and protection activities. The MOE also developed the *Cambodia Climate Change Strategic Plan (CCCSP, 2014-2023)*. One of the keys strategies was to ensure climate resilience of critical ecosystems (Tonle Sap Lake, Mekong River, coastal ecosystems, highlands, etc.), biodiversity, protected areas and cultural heritage sites.

The MAFF introduced the *Strategic Planning Framework for Fisheries 2010-2019*. For inland and marine fisheries, the framework has the main objectives to support and increase the carrying capacity of the wetlands system (especially the rice fields). Targets for river and lake fisheries relate to the protection of the ecosystem services that are necessary to the sustainment of fish diversity and numbers. The key strategic interventions focus on (1) to protect and maintain the ecosystem in order to support wild capture fisheries at levels that are both, sustainable and sufficient to support demand; (2) to increase rice field fisheries; (3) to support the growth of small, medium and large-scale freshwater aquaculture; (4) to develop marine fisheries and mariculture; (5) to make improvements in post-harvest processing; (6) to promote fish and fisheries products in both national and international markets; and (7) to support livelihood diversification away from capturing fisheries, especially for poor, disadvantaged and vulnerable people in order to help them out of poverty.

Table 18: Progress of CSDG 14

	Targets & Indicators	Unit	CSDG target				Actual			Progress
			2015	2016	2017	2018	2016	2017	2018	
14.1	By 2025, prevent and significantly reduce marine pollution of all kinds, in particular from land-based activities, including marine debris and nutrient pollution									Below
14.1.1	Percentage of the reduction of the sea pollution by the conservation activities	%	40.0	40.0	40.0	40.0	30.0	30.0	30.0	Below
14.2	By 2020, sustainably manage and protect marine and coastal ecosystems to avoid significant adverse impacts, including by strengthening their resilience, and take action for their restoration in order to achieve healthy and productive oceans									Below
14.2.1	Key ecosystem function and service of marine and coast area maintained and restore as necessary	%	50.0		50.0	50.0	-	40.0	40.0	Below
14.2.2	Percentage of degraded freshwater flooded forests and mangrove forests (ha) that has been transplanted and protected.	%	7.0	7.0	10.0	15.0	5.0	8.0	12.0	Below
14.5	By 2020, conserve at least 10 per cent of coastal and marine areas, consistent with national and international law and based on the best available scientific information									On-track
14.5.1	Percentage of coverage of marine and inland fisheries conservation areas protected.	%	20.0	20.0	25.0	30.0	15.0	25.0	30.0	On-track
14.7	By 2030, increase the economic benefits to Small Island developing States and least developed countries from the sustainable use of marine resources, including through sustainable management of fisheries, aquaculture and tourism									No data
14.b	Provide access for small-scale artisanal fishers to marine resources and markets									On-track
14.b.1	Percentage of marine resources which small-scale fisheries farmers harvested and sold in a stable market	%	1.0	70.0	70.0	70.0	60.0	65.0	68.0	On-track

Sources: CSDG Framework and ministries

Challenges

Research and development in the aquaculture are still limited and despite a lot of efforts made by the RGC to crack down on illegal fishing activities, that issue still persists.

Coastal resources already face a number of environmental pressures, including over-fishing and over-exploitation of forests and mangrove ecosystems that lead to increased erosion. Climate change adds to existing challenges through sea level rise, saline intrusion and coastal erosion. These contribute to the shrinking of arable land, reduction of drinking water sources and loss of coastal infrastructure.

Key Policies/Accelerating Strategies

The RGC will continue to build the capacity of fishery communities which have been established to ensure there is no illegal fishing for fresh water and sea water and will continue to strengthen the management and conservation of sustainable aquatic resources according to *Strategic Plan Framework for Fisheries 2015-2024* and political statement illegal fishing prevention. Moreover, it will enhance aquaculture production and supply by providing support to fish farms through improved techniques, species, credit and market access.

15 LIFE ON LAND



CSDG 15:

Protect, restore and promote sustainable use of terrestrial ecosystems, sustainably manage forests, combat desertification, and halt and reverse land degradation and halt biodiversity loss



Progress

Cambodia has made good progress on developing and implementing policies, strategies and regulations on ecosystem services. In 2015, the country established and implemented 6 policies, strategies and regulations on ecosystem services. In 2016, 2017 and 2018, the number of policies, strategies and regulations issued and implemented exceeded the CSDG targets. The evaluation of forest coverage in 2016 showed that Cambodia had forest cover of 48.15% with an estimated change of 0.7% per year. In dealing with this, more and more protected areas have been established. Currently, protected areas cover 41% of the country. Recently, the *National Protected Area Strategic Management Plan 2017-2031* was issued.

Table 19: Progress of CSDG 15

	Targets & Indicators	Unit	CSDG target				Actual			Progress
			2015	2016	2017	2018	2016	2017	2018	
15.1	By 2020, ensure the conservation, restoration and sustainable use of terrestrial and inland freshwater ecosystems and their services, in particular forests, wetlands, mountains and drylands, in line with obligations under international agreements									No data
15.2	By 2020, promote the implementation of sustainable management of all types of forests, halt deforestation, restore degraded forests and substantially increase afforestation and reforestation globally									No data
15.3	By 2030, combat desertification, restore degraded land and soil, including land affected by desertification, drought and floods, and strive to achieve a land degradation-neutral world									No data
15.5	Take urgent and significant action to reduce the degradation of natural habitats, halt the loss of biodiversity and, by 2020, protect and prevent the extinction of threatened species									Ahead
15.5.1	Number of action plans for conservation of rare and endangered species of fauna and flora developed and implemented	Number	1	1	4	7	1	3	8	Ahead
15.7	Take urgent action to end poaching and trafficking of protected species of flora and fauna and address both demand and supply of illegal wildlife products									Ahead
15.7.1	Number of cases of illegal poaching and trafficking of flora and fauna decreased	Cases	1,600	1,600	1,550	1,500	1,490	1,428	1,093	Ahead
15.9	By 2020, integrate ecosystem and biodiversity values into national and local planning, development processes, poverty reduction strategies and accounts									No data
15.b	Mobilize significant resources from all sources and at all levels to finance sustainable forest management and provide adequate incentives to developing countries to advance such management, including for conservation and reforestation									Ahead
15.b.1	Official development assistance for conservation and sustainable use of biodiversity and ecosystems	% of GDP	-	0.038	0.036	0.036	0.019	0.018	0.048	Ahead

Sources: CSDG Framework and ministries

Challenges

Limited capacity for implementing and coordinating works related to forest land, water and forest protection is the major challenge. Moreover, climate change, urbanization and industrialization are currently negatively affecting the country's natural resources as well as its ecological system. In order to improve this, the RGC will increase afforestation to improve forest coverage.

The availability of budget and facilities for implementing activities related to climate change, green growth and biodiversity protection is insufficient. Also, the policies and laws to ensure the sustainability of natural resources and environment do not sufficiently respond to today's needs. In addition, the institutional capacity to coordinate and harmonize policies, legal documents, strategic plans, and action plans remains an issue. Population growth is also a challenge for sustainable forest conservation.

Related to climate change, there is a lack of participation from both the public and private sectors for sustainable development. Mainstreaming the principles of sustainable development including climate change, green growth, biodiversity has not been widely practiced in other sector strategies and action plans.

The subnational level capacity needs to be built for a better planning and implementation of policies, strategies and action plans. There have been a number of conflicting cases especially dealing with land conflicts around protected areas, and biodiversity conservation corridors are still to be completed. There is a lack of information and data on biodiversity. Action plan on management, allocation and demarcation of protected areas have not yet been in place to ensure the effectiveness of management, protection and conservation of biodiversity in the protected areas.

Key Policies/Accelerating Strategies

Preparing strategies to increase forest cover through afforestation and conservation activities as well to rehabilitate genetic resources of trees and wildlife in the protected areas and biodiversity conservation corridors is a priority. *National REDD+ Strategy 2018-2028* was issued to contribute to the reduction of national and global climate change through the improvement of natural resource management and forest land, conservation of biodiversity and sustainable development. In addition, Cambodia has been implementing REDD+ programs in some provinces to increase emission reductions, increase carbon stock, and sustainably manage forests and increase forest carbon inventory as well as develop new approaches for development and conservation, including ecotourism and financing mechanisms.

Cambodia continues to strengthen and enhance environmental education activities through environmental extension activities, updated environmental statistics and environmentally friendly programs for a better biodiversity conservation and sustainable use of natural resources.

18 CAMBODIA MINE/ERW FREE



CSDG 18:

End the negative impact
of Mine/ERW and promote
victim assistance



Progress

Cambodia has made a good progress on mine and ERW although the actual achievements are generally lower than planned. The country aims at zero mine by 2025. For indicator 18.1.1, in 2016, the country has achieved 13,228 ha of land out of the planned 19,087 ha; in 2017, it achieved 14,673 ha out of the planned 19,659 ha; and in 2018, 13,167 ha out of the planned 20,049 ha of landmine was cleared. The country satisfactorily achieved the reduction of mine and ERW casualties. In 2016 there were 83 cases reported out of the planned 100; and in 2018 there were 58 cases of mine and ERW reported, while the target was 81. Risk Education Messages have been well implemented as planned. There is an increasing trend in the number of villages to receive the messages from 315 in 2016 to 347 in 2018. The number of mine casualties receiving right promotion were 296 persons, 314 and 320 in 2016, 2017 and 2018 respectively, which follows the CSDG targets. The number of mine and ERW casualties receiving rehabilitation services, emergency and rapid responses were just a bit lower than planned.

Table 20: Progress of CSDG 18

	Targets & Indicators	Unit	CSDG target				Actual			Progress
			2,015	2,016	2,017	2,018	2,016	2,017	2,018	
18.1	To completely clear the identified mine and ERW areas by the year 2030									Below
18.1.1	The annual report of cleared mine and ERW areas (ha)	Ha		19,087	19,659	20,049	13,228	14,672	12,432	Below
18.2	To reduce the number of mine/ERW casualties to less than 10 persons/year by 2030									Ahead
18.2.1	The number of mine / ERW casualties (killed and injured annually). (person)	Person		100	90	81	83	58	58	Ahead
18.2.2	The number of villages contaminated by mines / ERW to receive Mine Risk Education messages follow the annual work plan. (village)	Village		315	330	347	315	330	347	On track
18.3	Promote the rights and improve the quality of life of persons who have disabilities due to landmine/ERW accidents									Ahead
18.3.1	The number of mine and ERW casualties received rights promotion. (person)	Person		296	309	324	296	314	320	On track
18.3.1	The number of mine and ERW casualties received rehabilitation service. (person)	Person		2 300	3 577	3 648	11,224	10,074	11,548	Ahead
18.3.3	The number of mine and ERW casualties received emergency and rapid response from CMAA (person)	Person		123	137	139	123	128	124	Below

The RGC has made efforts in providing social protection schemes and formulation of policy documents to address needs and assistance for persons with disabilities. The *National Disability Strategy Plan (NDSP) 2019-2023* sets out priority policies in the implementation of reform programs in disability services, aimed at promoting institutional capacity and strengthening social and economic infrastructure for the creation of job opportunities for persons with disabilities, poverty reduction and development of essential works in the disability sector in Cambodia. Disability issues are also included in the *National Strategic Development Plan 2019-2023*, the *National Mine Action Strategy (NMAS) 2018-2025*, and various policies and programs of ministries, institutions and authorities at all levels.


Challenges

The remaining land still affected by mines and ERW is 1,970 km² as of December 2018. Moreover, mine and ERW funding has shown a decreasing trend because Cambodia has moved to lower-middle income country status, which requires more mine activities to be funded from domestic resources. Other challenges include

1. poor road accessibility to the site, both the Operators and Quality Management Teams of the CMAA need to walk long distances to survey the site;
2. lack of the reliable informants and the remoteness of the areas prolong the time spent on Baseline Survey in some villages;
3. restricted zones (somewhere along the borders);
4. most of key informants do not have time to accompany the BLS teams due to the crop collection;
5. weather conditions: wet season deny the teams accessibility to the villages or minefields; and
6. there is always some level of risk present in mine action even after full clearance as mines might be deeper than the set clearance depth, outside the boundaries, or just missed by clearance operations.

Key Policies/Accelerating Strategies

The country continues implementing mine action activities, with a focus on priority areas as stated in the *National Mine Action Strategy 2018-2025*, to accelerate the clearance of mine and ERW to achieve Known Mine-Free Cambodia 2025. The National Mine Action Strategy 2018-2025 has 8 goals: (1) release all known landmine contaminated areas by 2025; (2) release prioritized cluster munitions contaminated areas by 2025; (3) address the threats from other explosive remnants of war; (4) minimize mine/ERW including cluster munitions casualties, and improve livelihood of survivors and mine/ERW affected communities; (5) contribute to economic growth and poverty reduction; (6) promote regional and international disarmament and cooperation in mine action; (7) establish a sustainable national capacity to address the residual threats after 2025; and (8) ensure mine action activities are supported by enhanced quality management system and effective information management, and are gender and environment protection sensitive.





Section 5: MEANS OF IMPLEMENTATION

This section discusses how Cambodia can deliver the CSDGs and how major implementation challenges can be overcome. It draws heavily on the CSDG Framework, which provides proposals for institutional arrangements and delivery choices to enable progress towards the goals. It specifically also examines how these are integrated with Cambodia's existing planning and policymaking arrangements, so as to simultaneously promote delivery of the country's standing development objectives.

The section is divided into six sub-sections. First, it considers the opportunities for, and challenges faced, in successfully integrating the CSDGs within Cambodia's policy planning system. Second, it addresses resourcing issues and practical enabling actions. Third, it reviews the monitoring and evaluation arrangements, and how wider feedback (outside of government) can be secured. Fourth, it discusses why awareness-raising is important for CSDG implementation. Fifth, it examines what kind of the capacity building is needed for effective CSDG implementation. Lastly, the section concludes with a discussion of multi-stakeholder partnerships.

5.1 Integrating the CSDGs within the national policy and planning structures

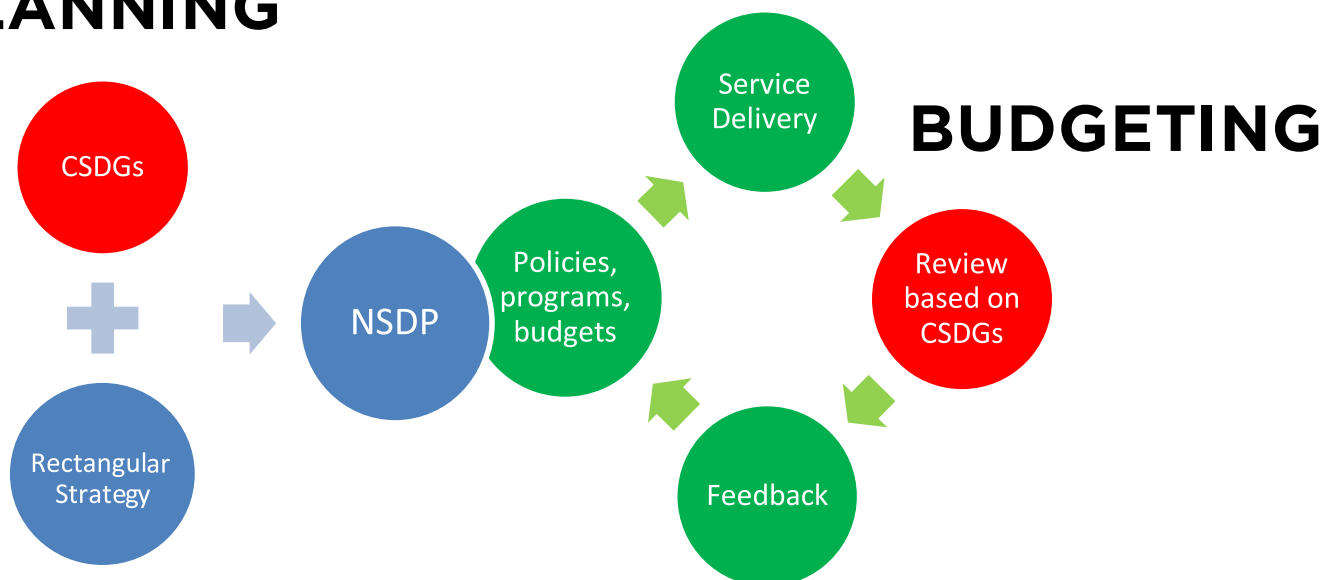
Integrating the CSDGs within policy and resource planning in Cambodia primarily involves embedding the framework within current decision making and administrative arrangements. Two key challenges are faced: first, the need to ensure consistency and coherence between the CSDGs and plans and actions; and second, the need to prioritize between CSDG targets and to make policy and resourcing choices.

Coherence and consistency

At national level, coherence will be delivered through two points of intersection: first, via the *NSDP* process, for which the *RS-IV* and the *CSDG Framework* are the principal inputs; and second, within line ministry and agency delivery management - specifically within multi-year performance-based budgets, given in Budget Strategic Plans (BSPs). These two potential links within the planning and delivery processes are shown in Figure 8.

Figure 8: CSDG Framework's points of intersection with planning and budgeting processes

PLANNING



First, it is envisaged that the national strategic planning process (the first box in Figure 4) would be matched to the CSDGs alongside the medium-term *RS-IV* objectives, to define the policy approach within the National Plan, and that the CSDGs would play a major role in shaping the *NSDP*'s M&E framework. Additionally, these linkages might later be extended to the Public Investment Program (PIP).

Second, the CSDGs can play a clear role within the budget delivery performance review process, where the public financial management (PFM) reforms have established 3-year rolling budgets linked to line ministry BSP, which link budgets to policy criteria. CSDG targets and indicators are well-suited to the task of measuring impact effectiveness by offering a comprehensive set of outcome-level metrics that have already been agreed on by relevant line ministries and agencies.

The MOP will seek to formalize and institutionalize these connections and the supporting arrangements, and ensure the 5-yearly *NSDP* process takes account of CSDG progress reports, and, in time, that key themes also feed through to the Public Investment Program (PIP). Additionally, *NSDP* M&E metrics will include a high proportion of CSDG indicators and be regularly updated to ensure consistency, between the CSDGs and national planning priorities. The MOP will also work with the MEF and line ministries to apply the framework to performance-based budgeting (within line ministry BSPs) requiring that assessments take explicit account of relevant CSDG targets. This will serve to directly link the CSDGs to service delivery outcomes.

However, additional efforts and more significant innovations may be required in ensuring full consistency and coherence between the CSDGs and the RGC's plans and actions. There are 3 dimensions to consider:

- Temporal consistency- being the transition between the longer term (strategic) level to the medium term (policy) level and to the near term (operational) level outcomes;
- Sectoral consistency- the application of the goals within and across functions. This is particularly important given the integrated nature of the CSDGs and possible tradeoffs and complementarities to be taken account of;
- And geographical consistency - ensuring national, subnational and local plans are reconciled and work together for maximum impact.

Prioritization of goals, targets and actions

Prioritization is a key consideration for successful implementation, and given the size and the ambition of the CSDG agenda, it is inevitable and essential that some goals be given higher priority than others, this requirement is an extension of the localization/ nationalization process, but additional specificity is needed, and the RGC via national planning processes and the proposed consultation structure set out above, will seek to identify key targets and in what order they should be addressed. The MOP will identify priorities as part of the *NSDP* process, guided by three pointers as follows:

- The principle of leaving no one behind, and the need to address goals, and areas or population groups, which lag others is a foremost consideration. Incomplete goals and other unfinished business under the CMDGs fall within this, and Cambodia will focus on making good on any areas where progress was not adequate (see a full list of the unmet CMDG targets in section 2). Going forward, emerging disparities and inequities will be a key marker in identifying priorities.
- The alignment between the CSDG targets and existing and new national objectives must form the basis of Cambodia's general prioritization approach. The use of the *RS-IV* and the CSDG Framework as joint inputs to the *NSDP* will deliver this operational prioritization.
- Drawing on global experience and guidance, priority will be given to policy actions which serve as "accelerators" (those that drive progress across the whole CSDG agenda). This is supported by international literature and country experiences have highlighted the importance of understanding and identifying the causal interconnections within the framework.

An awareness of these issues, alongside national aims and objectives, will provide a rigorous basis for prioritization, and the MOP will seek to develop its capacity to undertake more sophisticated analysis as Cambodia progresses with implementation of policies and actions to deliver the CSDGs

5.2 Resourcing and enabling the goals

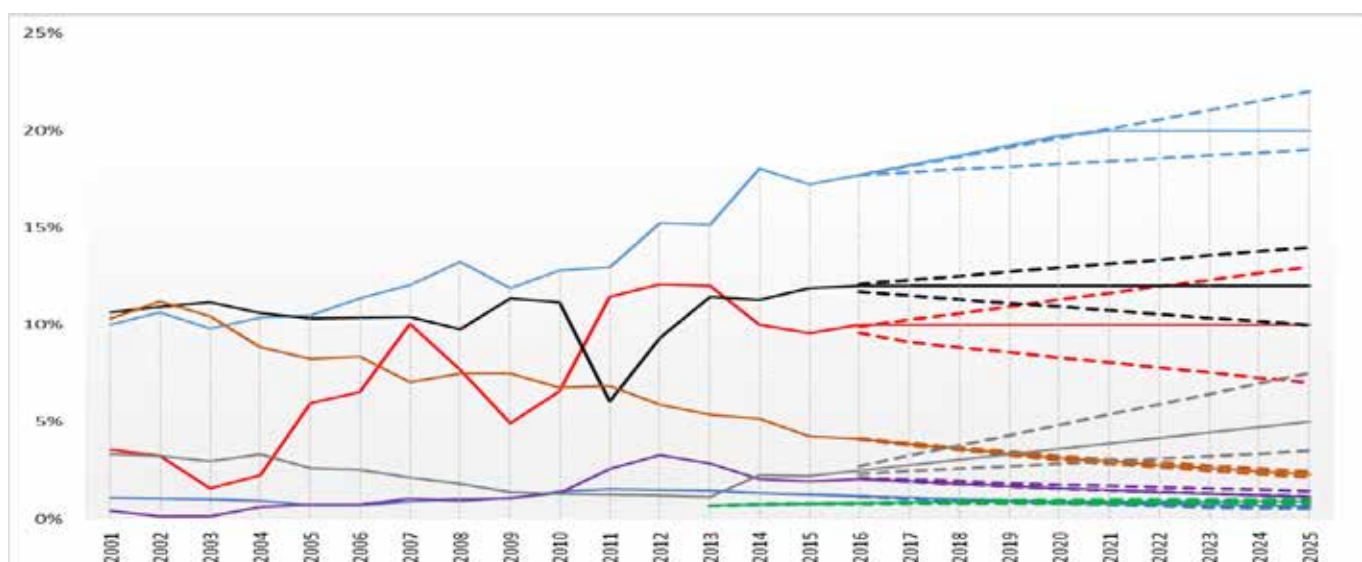
This sub-section considers the steps Cambodia needs to take to identify and assemble the resources needed to deliver the CSDGs, alongside a set of enabling actions.

It is therefore vital to recognize Cambodia's specific resourcing constraints versus the level of ambition represented by the CSDGs, alongside Vision 2050 objectives. Delivering these will require major investments and a matching expansion in resource flows. Although the financing of the Goals will mainly be met from the national budget and ODA, given the CSDGs' ambition and scale, there is still an important role for all actors – including the private sector, civil society and citizens themselves. Many of the goals also require non-financial actions, including behavior change and greater social cohesion, and these areas there is a requirement for broad-based buy-in and engagement.

Projections from the Development Finance Assessment (DFA) undertaken by the Council for the Development of Cambodia (CDC) in 2017 underline that although Cambodia's strong economic and fiscal performance is set to continue, including rapid increases in domestic revenue mobilization, financing challenges remain. Figure 9 shows that although government revenues (already above 20% of GDP) on the back of strong economic growth, are set to grow further, ODA and NGO flows will likely decline as Cambodia progress further as an MIC, and it will almost certainly be well-advanced in the process of graduating from the group of Least Developed Countries in the next decade. However, these flows still account for a significant share of the public investment budget. Going forward, public revenues will have to meet growing pressures on the recurrent budget, driven by increased expectations on public service delivery and rising public sector wages, and the gap left behind by previously ODA-supported and expanded, public investment needs.

This will require capacity improvements and systems strengthening of the NSDP development process, and the RGC will seek to improve the analysis and forecasting of financial and other flows, by institutionalizing the DFA, and developing the analytical capacities of its core staff. The MOP will also strengthen the Public Investment Program (PIP) enabling it to function better as the RGC's capital program. This will also require further efforts to ensure stronger linkages are made between the PIP and the PFM/BSP reforms being spearheaded by the MEF to shift to program (performance-based) budgeting and to integrate recurrent and capital budgeting.

Figure 9: Projected Finance Flows to 2025 (low and upper scenarios)



Domestic revenue	South-South Cooperation
Domestic Private investment	Remittances
FDI	NGO
ODA	Climate finance

Additionally, as DFA projections also show, although private investment (domestic and foreign) will grow in line with the economy, these are likely to stabilize as a share of GDP. Yet these flows are vital to maintaining the momentum of the economy and ensuring Cambodia's transition to higher value-added production. Economic growth remains the primary driver of poverty reduction and economic inclusion, and it provides the means of delivering higher tax revenues, which is essential for enhanced public service delivery.

Boosting the level of investment from these sources, while also strengthening their linkages to other sectors of the economy, is a key underlying CSDG objective and is consistent with the policies of the RGC such as the Industrial Development Policy (IDP). The RGC will therefore continue to promote an investment-friendly climate while also continuing to improve the effectiveness of tax collection systems. Recognizing the distinct contribution that private sector actors can make, the RGC will also provide avenues for business, civil society and citizen-actions to contribute to the CSDGs. This includes motivating and incentivizing behavioral change in production and consumption to 'green the economy'; and the RGC will consider introducing appropriate tax and other incentives. Additionally, further work to facilitate Public Private Partnerships (PPPs) to directly deliver CSDG objectives will be undertaken. The MEF has developed a national PPP policy and will now institute the necessary legislative changes to promote the viability of PPPs, initially for the provision of infrastructure, based on the retained earnings principle (i.e. Build-Operate and Build-Operate-Transfer Models).

Finally, it is recognized that the discussion and proposed policy responses cover only the financing flows and delivery side of the equation. There is also a need to develop capacities and instruments to analyze and project the likely costs of meeting the CSDGs and hence estimate the financing needs so that these approaches can be incorporated into the national budgeting exercise. The CSDG Framework data provides only a starting position, further detailed analytical work will be needed to assess future trends and demands.

However, past experiences with MDG cost estimation have revealed the weakness of detailed cross-sectoral costing exercises over long term periods. These generally provided inaccurate cost scenarios and were of limited value for resource and fiscal planning. Moreover, these challenges are likely to be accentuated by the expansion in the goals and the inclusion of broader developmental objectives. Nevertheless, managing and anticipating fiscal pressures remains an important consideration, and new techniques and approaches are being piloted by certain countries, notably by the Bangladeshi, Ethiopian and Pakistani governments. The MOP will explore these models and the options available, including the use of less ambitious fiscal space assessments and sector assessments over more limited timeframes (linked to program-based budgeting and BSPs).

5.3 M&E and Policy Feedback

This section sets out the key elements of the CSDG monitoring and evaluation (M&E) arrangements and summarizes issues that remain to be resolved. Recognizing modern reporting approaches and that the CSDGs reach beyond government, this section also discusses improvements to the M&E ecosystem (the environment in which wider CSDG-relevant data and information is generated and used). It refers therefore to how independent think tanks, the private sector and civil society can be included in tracking Cambodia's progress, provide useful feedback to decision makers, and support national dialogues on the CSDGs.

Key Elements of the M&E arrangements

Overall responsibility for the national M&E process lies with the MOP, who is maintaining the CSDG indicator database and acting as lead technical focal point. The former task will include compiling data received and providing annual updates and five yearly milestone reports for review by the RGC.

The MOP's technical responsibilities will include advising the RGC's stakeholders on design, estimation and calculation of indicators, data collection, and on reporting procedures and conventions. Responsibility for the specification of indicators and the provision of supporting data rests with the respective line ministries and agencies. Their capacity and data systems are urgently being strengthened through the *National Strategy for Development of Statistics (NSDS)*, which is an important complementary initiative to designing and monitoring the CSDGs.

In the *CSDGs Framework*, Chapter III in Part 1 reviews the indicators at an aggregate level, and Part 2 (schedules 1 and 2) details the indicators, sources and data cycles to be used for M&E. Responsible actors will be required to provide up-to-date data to the MOP on a timely basis, to enable regular reporting. Line ministries and agencies will also be required to provide a narrative assessment on progress as part of the routine NSDP review process.

The narrative from line ministries will also provide an account of the underlying issues, and if possible, proposals to remedy any underperformance. The MOP will use a dashboard approach in reporting at target and goal level to allow rapid assessment of progress (grading targets as either green/amber/red based on the indicator data). Any proposals to amend baseline, milestone or end line values will require review and agreement by the MOP as it is important that targets are not varied frequently, and values are established rigorously, and linked to defined CSDG policy objectives.

The *CSDGs Framework* also identifies a number of data issues that need to be resolved. With the support of development partners, the MOP in the next 12 months will undertake a goal by goal review of indicators to ensure their quality. The MOP will also organize a series of events to build SDG capacities within RGC ministries and agencies; and is considering sponsoring work to enable the collection of currently unavailable indicators. The latter will prioritize those considered important omissions to the CSDG dataset and will align with the master plan of the National Institute of Statistics.

Improving the CSDGs M&E ecosystem

Given the wide scope of CSDGs, and that their delivery requires the contribution of all Cambodian stakeholders and their partners, the RGC will also seek to build an ecosystem – supportive of wider feedback; and engage with the private sector, civil society and international organizations. This ecosystem refers to the environment (the people, connections and sources) where data is generated and used by official and non-official actors to support decision making on delivery of the CSDGs. It would, for example, include contributions based on government-generated data, by independent think-tanks to assist the RGC's decisions makers, and independently generated information.

Building on practices implemented under the Cambodia MDGs, the MOP, with development partners' support, will move ahead with the following activities:

- National campaigns to sensitize stakeholders and the Cambodian public on the CSDGs, along with *communications for development* initiatives to encourage mass CSDG monitoring and compliance, especially under those goals where improved consumer and producer behavior is important. This would make use of both traditional and new social media.
- Specific engagement with businesses and private sector representatives to chart and encourage their contribution to CSDG achievement.
- Development of CSDG policy circles and networks on thematic areas with think tanks and other CSO actors, potentially based on those sectors identified above within the CSDG NCC arrangements.
- Sharing of official data and building of on-line portals to allow informed users, including citizens, to engage in M&E and research, and engage in national dialogue on the CSDGs.

5.4 Awareness raising

The RGC will seek to build the awareness of all actors on the topic of CSDGs, in order to promote the engagement of civil society the private sector, academia and citizens, in the implementation and monitoring of the CSDGs. Campaigns will be carried out at both national and subnational levels, mobilizing and building partnerships, bringing together all sectors of society and boosting participation.

As the closest level of government to the people, local administrations are well-placed to raise awareness and the relevance of the SDGs. Subnational governments bridge the gap between the central government and citizens and will play a strong role in fostering the involvement of civil society organizations, the private sector, academia and other community-based organizations. Locally elected leaders, in particular, have a democratic mandate to lead local development and can be held accountable.

Awareness-raising activities will aim to increase the engagement of citizens and local communities in order to promote their sense of ownership of the agenda and their participation in the achievement of the SDGs at local level. Sub-national governments will be supported to recognize the 2030 Agenda as a framework for action and set up mechanisms that enable citizen participation and institutional accountability.

5.5 Capacity building

Initiatives aimed at developing or accessing skills and knowledge of civil servants are particularly important to

enable SDG implementation, since capacity constraints are often identified as one of the main challenges for local administrations. Building the capacity of government officials to promote sustainable development can involve broader reforms and strengthen intergovernmental systems, leading to better governance. These measures may include enhancing capacities for strategic development and implementation, through improved planning, budgeting and financial management systems and most importantly capacity to collect and analyze CSDGs related data.

The National Institute of Statistics (NIS), a division of the MOP is undertaking many activities to develop and implement the CSDG monitoring system including the establishment of a national implementation plan for CSDGs measurement and data collection framework. This includes improving the collection and systematization of relevant administrative data as well as to identify optimal ways to merge data from various sources.

Specifically, the NIS has been closely working with UN organizations and other international agencies to examine the potential for collecting currently missing SDG indicators classified as easily feasible to compile, within existing major national sample surveys (such as CSES and CDHS). As such, new survey modules will be designed and conducted. Additionally, the NIS as coordination agency of the National Statistical System (NSS) will review options for the future data collection framework (e.g. censuses, surveys, administrative data and big data) for comparative and cost advantages.

The RGC will also continue to explore options for provision of additional support to NSS. This will include participation of development partners, especially the UN agencies, in the meetings of the Statistics Coordination Committee (SCC) and Technical Working Group on Planning and Poverty Reduction Sub-group Data for Development (TWG-PPR Sub-group D4D) to discuss financial and technical assistance needed for capacity building of the NIS and provincial statistical offices.

Additionally, the NIS will continue to work to establish a new statistical and administrative data input and dissemination/exchange tool using Stat Suite (with data based on the legacy CAMInfo platform) with support from UNSD, UNICEF, OECD and PRIS21. This new platform will cover SDG indicators and all other development related indicators. This work will include:

- Building an open data and statistical ecosystem, linking with global SDG platforms, that: (a) provides platforms to enable timely collection and sharing of quality and reliable data; (b) promotes adequate disclosure and accountability of data producers; and (c) sensitizes non-government stakeholders to data as part of engagement in SDGs monitoring and implementation.
- Supporting the adoption and contextualization of international practices and standards through development of protocols (concepts, methodologies, classifications, statistical registers, and guidelines for production, analysis, data exchange and dissemination); and supporting capacity-building to use these statistical protocols.
- Reassessing the capacity of the NSS to compile the global and nationalized SDG indicators and to assess and measure progress toward the CSDGs in the country.

5.6 Enhancing multi-stakeholder partnerships

The RGC recognizes that partnerships for sustainable development are multi-stakeholder initiatives, voluntarily undertaken by governments, intergovernmental organizations, major civil society groups and other stakeholders. In Cambodia, these types of partnerships are already contributing to the implementation of agreed upon development goals and commitments, as included in Agenda 21, the Johannesburg Plan of Implementation, the Millennium Declaration, the outcome document of the United Nations Conference on Sustainable Development (Rio+20), and the Third International Conference on Small Island Developing States.

The RGC believes that these partnerships can make a major contribution to the 2030 Agenda for Sustainable Development and delivery of the CSDGs. Under Goal 17, 'Strengthening the means of implementation and revitalize the Global Partnerships for Sustainable Development', the RGC is fully committed to working in partnership with all relevant development partners to secure successful implementation of its policy agenda operationalized by the *NSDP 2019-2023* and the *CSDGs Framework*.

With specific regard to partnerships with official actors, the RGC's *Development Cooperation and Partnerships Strategy (DCPS)* will play a key role in efforts and relationships with all development actors. Complied with inputs of government and all stakeholders, its objectives are to mobilize and manage all forms of development finance so that resources are maximized, aligned with national development priorities, and achieve the best possible results.

Section 6: CONCLUSION



The adoption of the SDGs in Cambodia has been a comprehensive and rigorous exercise. The formal development process of the *CSDGs Framework* started after many rounds of debriefing sessions and fully developed after two years of concerted efforts made by ministries, agencies of the RGC, and other relevant stakeholders. The *Framework* includes proposals on how the goals would be integrated within Cambodia's policy and delivery systems.

The SDG nationalization process began with the assessment of achievements and unfinished Cambodia MDG targets and an analysis of those groups in danger of being left behind. Priority was also given to the alignment of the SDGs with national development strategies such as the *RS-IV* and the *NSDP 2019-2023*. These assessments also helped identify gaps and determine where plans and policies did not incorporate the CSDG targets.

The RGC prepared the VNR to facilitate the sharing of experiences, including successes, challenges and lessons learned, with a view to accelerating the implementation of the 2030 Agenda. The theme for the 2019 session of the High-level Political Forum of 'Empowering people and ensuring inclusiveness and equality' has also been central to its preparation and drafting. The VNR focuses on six key goals including CSDG 4 (Quality Education), CSDG 8 (Decent Work and Economic Growth), CSDG 10 (Reduced Inequalities), CSDG 13 (Climate Action), CSDG 16 (Peace, Justice and Strong Institutions), and CSDG 17 (Partnerships for the Goals). At this initial stage of the implementation of the 2030 Agenda for Sustainable Development, the VNR 2019 is an important step for the RGC to take stock of Cambodia's progress and to engage in stakeholder consultations toward the achievement of the CSDGs .

This review is based on a mixed research approach which consists of stock taking of the current position, desk reviews, and interviews among key stakeholders to evaluate progress, challenges, and key policies to accelerate the achievement of the CSDGs . Key documents reviewed include the *RS-IV*, the *CSDGs Framework 2016-2030*, and the *NSDP 2019-2023*, as well as sectoral policies and plans. These were thoroughly examined to get a better understanding of progress and challenges on the targets and indicators of each CSDG.

The review shows that despite its early stage, Cambodia has made good progress on many fronts, and for both the six priority goals and the full set of CSDGs , most targets are on or above track.

Data quality and management is a key challenge facing the implementation of CSDGs . Administrative data systems in many goal areas still need strengthening. In addition, like many other countries in the region, the lack of reliable data is a big challenge in judging the progress accurately as around 43% of all SDG targets lack evidence. As the RGC moves forward with the CSDGs and implements its national development plans (*NSDP 2019-2023* and sectoral development plans), enhanced support is required to strengthen ministries' information systems, particularly in the areas where these cannot yet produce robust and disaggregated data on CSDG indicators.

The RGC will implement the CSDGs through the *NSDP 2019-2023*, using various financing sources identified in ongoing assessments of development finance and ODA. On-going PFM reforms, which strengthen the link between the RGC's policies, resource allocations and performance, will enable more detailed costing of programs associated with CSDG attainment. Results-based budgeting, with links to the NSDP and CSDG monitoring systems, can then be undertaken accordingly. The 2017 DFA estimated that 49% of 2015 GDP can be considered to be development finance and further resource mobilization efforts will focus on increasing domestic revenues. But, as the DFA has shown, it will also be important to maintain ODA levels and to promote private sector investment that contributes to the CSDGs implementation.

The CSDG resource mobilization and management effort will require capacity improvements and systems strengthening of the NSDP development process. The RGC will seek to improve the analysis and forecasting of financial and other flows, which will be done by institutionalizing the DFA, and developing the analytical capacities of core RGC staff. The MOP will also strengthen the Public Investment Program (PIP), enabling it to function better as the RGC's strategic capital program. This will also require further efforts to ensure stronger linkages are made between the PIP and the PFM/BSP reforms, and this is being spearheaded by the MEF to shift to program (performance-based) budgeting and to integrate recurrent and capital budgeting.

The RGC's strong commitment to the 2030 Agenda has driven the VNR process. This commitment underpins the institutional arrangements set up for the CSDGs as well as their integration into the national planning frameworks. Going forward, the RGC will continue to engage a broad array of stakeholders to address the challenges identified in this report, learn from past lessons, and consolidate achievements as the country moves towards the realization of the *NSDP 2019-2023*, the Sustainable Development Goals and Cambodia Vision 2050.



APPENDICES

Appendix A: References

- CMAA (2018). National Mine Action Strategy 2018-2025. Phnom Penh.
- CRDB/CDC (2013). Development Cooperation and Partnership Strategy (DCPS) 2014-2018. Phnom Penh
- MAFF (2010). Strategic Planning Framework for Fisheries 2010-2019. Phnom Penh
- MAFF (2014). Agriculture Sector Strategic Development Plan 2014-2018. Phnom Penh
- MOI (2017). Cambodia National Strategic Plan of Identification 2017-2026. Phnom Penh
- Ministry of Environment (2014). Cambodia Climate Change Strategic Plan 2014-2023. Phnom Penh
- Ministry of Environment (2014). Climate Change Strategic Plan 2014-2023. Phnom Penh
- Ministry of Environment (2015). National Environment Policy 2015-2025. Phnom Penh
- Ministry of Environment (2016). National Environment Strategy and Action Plan 2016-2023. Phnom Penh
- Ministry of Planning (2018). CSDG Framework Report. Phnom Penh
- MOE (2017). National Protected Area Management Plan 2017-2031. Phnom Penh.
- MOEYS (2014). Education Strategic Plan 2014-2018. Phnom Penh
- MOEYS (2016). Public Education Statistics & Indicators 2016-2017. Phnom Penh
- MOEYS (2017). Public Education Statistics & Indicators 2017-2018. Phnom Penh
- MOH (2016). Health Strategic Plan 2016-2020. Phnom Penh
- RGC (2011). National Strategy for Rural Water, Sanitation and Hygiene 2011-2025. Phnom Penh
- RGC (2014). National Strategy for Food Security and Nutrition 2014-2018. Phnom Penh
- RGC (2016). Rapid Integrated Assessment (RIA). Phnom Penh
- RGC (2017). National Social Protection Policy Framework 2016-2025. Phnom Penh
- RGC (2018). Cambodia Sustainable Development Goals (CSDGs) 2016-2030. Phnom Penh
- RGC (2014). Nation Strategic Development Plan 2014-2018. Phnom Penh
- RGC (2015). Industrial Development Policy 2015-2025. Phnom Penh
- RGC (2018). Rectangular Strategy IV. Phnom Penh
- RGC (2018). Rectangular Strategy III. Phnom Penh

Appendix B: List of data sources for CSDG targets

	Targets	Data Source
Goal 1: End poverty in all its forms everywhere		
1.2	By 2030, reduce by at least half the proportion of men, women and children of all ages living in poverty in all its dimensions according to national definitions	NIS
1.3	Implement nationally appropriate social protection systems and measures for all, including floors, and by 2030 achieve substantial coverage of the poor and the vulnerable	MOSVY, MOP
1.4	By 2030, ensure that all men and women, in particular the poor and the vulnerable, have equal rights to economic resources, as well as access to basic services, ownership and control over land and other forms of property, inheritance, natural resources, appropriate new technology and financial services, including microfinance	MAFF
Goal 2: End hunger, achieve food security and improved nutrition and promote sustainable agriculture		
2.2	By 2030, end all forms of malnutrition, including achieving, by 2025, the internationally agreed targets on stunting and wasting in children under 5 years of age, and address the nutritional needs of adolescent girls, pregnant and lactating women and older persons	CARD
2.3	By 2030, double the agricultural productivity and incomes of small-scale food producers, in particular women, indigenous peoples, family farmers, pastoralists and fishers, including through secure and equal access to land, other productive resources and inputs, knowledge, financial services, markets and opportunities for value addition and non-farm employment	MAFF
2.4	By 2030, ensure sustainable food production systems and implement resilient agricultural practices that increase productivity and production, that help maintain ecosystems, that strengthen capacity for adaptation to climate change, extreme weather, drought, flooding and other disasters and that progressively improve land and soil quality	MAFF
2.5	By 2020, maintain the genetic diversity of seeds, cultivated plants and farmed and domesticated animals and their related wild species, including through soundly managed and diversified seed and plant banks at the national, regional and international levels, and promote access to and fair and equitable sharing of benefits arising from the utilization of genetic resources and associated traditional knowledge, as internationally agreed	MAFF/MOE
2.a	Increase investment, including through enhanced international cooperation, in rural infrastructure, agricultural research and extension services, technology development and plant and livestock gene banks in order to enhance	CRDB/CDC
Goal 3: Ensure healthy lives and promote well-being for all at all ages		
3.1	An overall level of Development of Cambodia: Health and Well-being of Cambodian peoples and Financial risk protection	MOH
3.2	By 2030, reduce the global maternal mortality ratio to less than 70 per 100,000 live births	MOH
3.3	By 2030, end preventable deaths of newborns and children under 5 years of age, with all countries aiming to reduce neonatal mortality to at least as low as 12 per 1,000 live births and under-5 mortality to at least as low as 25 per 1,000 live births	MOH
3.4	By 2030, end the epidemics of AIDS, tuberculosis, malaria and neglected tropical diseases and combat hepatitis, water-borne diseases and other communicable diseases	MOH
3.5	By 2030, reduce by one third premature mortality from non-communicable diseases through prevention and treatment and promote mental health and well-being	MOH

	Targets	Data Source
3.6	Strengthen the prevention and treatment of substance abuse, including narcotic drug abuse and harmful use of alcohol	MOH
3.7	By 2020, halve the number of global deaths and injuries from road traffic accidents	MOH
3.8	By 2030, ensure universal access to sexual and reproductive health-care services, including for family planning, information and education, and the integration of reproductive health into national strategies and programs	MOH
3.9	Achieve universal health coverage, including financial risk protection, access to quality essential health-care services and access to safe, effective, quality and affordable essential medicines and vaccines for all	MOH
3.a	Strengthen the implementation of the World Health Organization Framework Convention on Tobacco Control in all countries, as appropriate	MOH
3.c	Substantially increase health financing and the recruitment, development, training and retention of the health workforce in Cambodia	MOH
Goal 4: Ensure inclusive and equitable quality education and promote lifelong learning opportunities for all		
4.1	By 2030, ensure that all girls and boys complete free, equitable and quality primary and secondary education leading to relevant and effective learning outcomes	MOEYS
4.2	By 2030, ensure that all girls and boys have access to quality early childhood development, care and pre-primary education so that they are ready for primary education	MOEYS
4.3	By 2030, ensure equal access for all women and men to affordable and quality technical, vocational and tertiary education, including university	MOEYS
4.5	By 2030, eliminate gender disparities in education and ensure equal access to all levels of education and vocational training for the vulnerable, including persons with disabilities, indigenous peoples and children in vulnerable situations	MOEYS
4.6	By 2030, ensure that all youth and a substantial proportion of adults, both men and women, achieve literacy and numeracy	MOEYS
4.a	Build and upgrade education facilities that are child, disability and gender sensitive and provide safe, non-violent, inclusive and effective learning environments for all	MOEYS, MRD
4.c	By 2030, substantially increase the supply of qualified teachers, including through international cooperation for teacher training in Cambodia	MOEYS
Goal 5: Achieve gender equality and empower all women and girls		
5.1	End all forms of discrimination against all women and girls everywhere	MOWA
5.2	Eliminate all forms of violence against all women and girls in the public and private spheres, including trafficking and sexual and other types of exploitation	MOWA
5.3	Eliminate all harmful practices, such as child, early and forced marriage and female genital mutilation	MOWA
5.4	Recognize and value unpaid care and domestic work through the provision of public services, infrastructure and social protection policies and the promotion of shared responsibility within the household and the family as nationally appropriate	MOWA
5.5	Ensure women's full and effective participation and equal opportunities for leadership at all levels of decision-making in political, economic and public life	MOWA

	Targets	Data Source
5.6	Ensure the access to sexual and reproductive health and reproductive rights as universal, agreed on in accordance with the Programme of Action of the International Conference on Population and Development and the Beijing Platform for Action and other relevant documents	MOWA
5.c	Adopt and strengthen sound policies and enforceable legislation for the promotion of gender equality and the empowerment of all women and girls at all levels	MOWA, MCS
Goal 6: Ensure availability and sustainable management of water and sanitation for all		
6.1	By 2030, achieve universal and equitable access to safe and affordable drinking water for all	MRD
6.2	By 2030, achieve access to adequate and equitable sanitation and hygiene for all and end open defecation, paying special attention to the needs of women and girls and those in vulnerable situations	MRD
6.3	By 2030, improve water quality by reducing pollution, eliminating dumping, and minimizing release of hazardous chemicals and materials, halving the proportion of untreated wastewater and substantially increasing recycling and safe water reuse globally	MOE
6.4	By 2030, substantially increase water-use efficiency across all sectors and ensure sustainable withdrawals and supply of freshwater to address water scarcity and substantially reduce the number of people suffering from water scarcity	MIH
6.a	By 2030, expand international cooperation and capacity-building support to developing countries in water- and sanitation-related activities and programs, including water harvesting, desalination, water efficiency, wastewater treatment, recycling and reuse technologies	CDC/CRDB
Goal 7: Ensure access to affordable, reliable, sustainable and modern energy for all		
7.1	By 2030, ensure universal access to affordable, reliable and modern energy services	MME
7.2	By 2030, increase substantially the share of renewable energy in the global energy mix	MME
7.3	By 2030, double the global rate of improvement in energy efficiency	MME
Goal 8: Promote sustained, inclusive and sustainable economic growth, full and productive employment and decent work for all		
8.1	Sustain per capita economic growth in accordance with national circumstances and, in particular, at least 7 per cent gross domestic product growth per annum in Cambodia	MOP, MEF
8.2	Achieve higher levels of economic productivity through diversification, technological upgrading and innovation, including through a focus on high-value added and labor-intensive sectors	MOC
8.3	Promote development-oriented policies that support productive activities, decent job creation, entrepreneurship, creativity and innovation, and encourage the formalization and growth of micro-, small- and medium-sized enterprises, including through access to financial services	MOC
8.9	By 2030, devise and implement policies to promote sustainable tourism that creates jobs and promotes local culture and products	MOT
8.a	Increase Aid for Trade support for Cambodia, including through the Enhanced Integrated Framework for Trade-Related Technical Assistance	CRDB/CDC

	Targets	Data Source
Goal 9: Build resilient infrastructure, promote inclusive and sustainable industrialization and foster innovation		
9.1	Develop quality, reliable, sustainable and resilient infrastructure, including regional and transborder infrastructure, to support economic development and human well-being, with a focus on affordable and equitable access for all	MPWT
9.2	Promote inclusive and sustainable industrialization and, by 2030, significantly raise industry's share of employment and gross domestic product, in line with national circumstances, and double its share in least developed countries	MIH
9.5	Enhance scientific research, upgrade the technological capabilities of industrial sectors in all countries, in particular developing countries, including, by 2030, encouraging innovation and substantially increasing the number of research and development workers per 1 million people and public and private research and development spending	GS-NSTC/MOP
9.a	Facilitate sustainable and resilient infrastructure development in developing countries through enhanced financial, technological and technical support to African countries, least developed countries, landlocked developing countries and small island developing States	CRDB/CDC
9.c	Significantly increase access to information and communications technology and strive to provide universal and affordable access to the Internet in Cambodia by 2020	MPTC
Goal 10: Reduce inequality within and among countries		
10.1	By 2030, progressively achieve and sustain income growth of the bottom 40 per cent of the population at a rate higher than the national average	MOP
10.2	By 2030, empower and promote the social, economic and political inclusion of all, irrespective of age, sex, disability, race, ethnicity, origin, religion or economic or other status	MOP
10.4	Adopt policies, especially fiscal, wage and social protection policies, and progressively achieve greater equality	MOSVY
10.a	Implement the principle of special and differential treatment for developing countries, in particular least developed countries, in accordance with World Trade Organization agreements	MOC
10.b	Encourage official development assistance and financial flows, including foreign direct investment, to States where the need is greatest, in particular least developed countries, African countries, small island developing States and landlocked developing countries, in accordance with their national plans and programs	CRDB/CDC
Goal 11: Make cities and human settlements inclusive, safe, resilient and sustainable		
11.6	By 2030, reduce the adverse per capita environmental impact of cities, including by paying special attention to air quality and municipal and other waste management	MOE
Goal 12: Ensure sustainable consumption and production patterns		
12.4	By 2020, achieve the environmentally sound management of chemicals and all wastes throughout their life cycle, in accordance with agreed international frameworks, and significantly reduce their release to air, water and soil in order to minimize their adverse impacts on human health and the environment	MOE
12.5	By 2030, substantially reduce waste generation through prevention, reduction, recycling and reuse	MOE
Goal 13: Take urgent action to combat climate change and its impacts		

	Targets	Data Source
13.1	Strengthen resilience and adaptive capacity to climate-related hazards and natural disasters in all countries	MOE
13.2	Integrate climate change measures into national policies, strategies and planning	NCSD/GSSD
13.3	Improve education, awareness-raising and human and institutional capacity on climate change mitigation, adaptation, impact reduction and early warning	NCSD/GSSD, MAFF
Goal 14: Conserve and sustainably use the oceans, seas and marine resources for sustainable development		
14.1	By 2025, prevent and significantly reduce marine pollution of all kinds, in particular from land-based activities, including marine debris and nutrient pollution	MOE
14.2	By 2020, sustainably manage and protect marine and coastal ecosystems to avoid significant adverse impacts, including by strengthening their resilience, and take action for their restoration in order to achieve healthy and productive oceans	MOE, MAFF
14.5	By 2020, conserve at least 10 per cent of coastal and marine areas, consistent with national and international law and based on the best available scientific information	MAFF
14.7	By 2030, increase the economic benefits to Small Island developing States and least developed countries from the sustainable use of marine resources, including through sustainable management of fisheries, aquaculture and tourism	MAFF
14.b	Provide access for small-scale artisanal fishers to marine resources and markets	MAFF
Goal 15: Protect, restore and promote sustainable use of terrestrial ecosystems, sustainably manage forests, combat desertification, and halt and reverse land degradation and halt biodiversity loss		
15.1	By 2020, ensure the conservation, restoration and sustainable use of terrestrial and inland freshwater ecosystems and their services, in particular forests, wetlands, mountains and drylands, in line with obligations under international agreements	MAFF, MOE
15.2	By 2020, promote the implementation of sustainable management of all types of forests, halt deforestation, restore degraded forests and substantially increase afforestation and reforestation globally	MAFF, MOE
15.3	By 2030, combat desertification, restore degraded land and soil, including land affected by desertification, drought and floods, and strive to achieve a land degradation-neutral world	MAFF
15.5	Take urgent and significant action to reduce the degradation of natural habitats, halt the loss of biodiversity and, by 2020, protect and prevent the extinction of threatened species	MAFF
15.7	Take urgent action to end poaching and trafficking of protected species of flora and fauna and address both demand and supply of illegal wildlife products	MAFF
15.9	By 2020, integrate ecosystem and biodiversity values into national and local planning, development processes, poverty reduction strategies and accounts	GSSD, MOE, MAFF
15.b	Mobilize significant resources from all sources and at all levels to finance sustainable forest management and provide adequate incentives to developing countries to advance such management, including for conservation and reforestation	CRDB/CDC
Goal 16: Promote peaceful and inclusive societies for sustainable development, provide access to justice for all and build effective, accountable and inclusive institutions at all levels		
16.3	Promote the Rule of Law at the national and international levels and ensure equal access to justice for all	MONASRI

	Targets	Data Source
16.7	Ensure responsive, inclusive, participatory and representative decision-making at all levels	MCS
16.9	By 2030, provide legal identity for all, including birth registration	MOI
Goal 17: Strengthen the means of implementation and revitalize the global partnership for sustainable development		
17.3	Mobilize additional financial resources for developing countries from multiple sources	CRDB/CDC
17.6	Enhance North-South, South-South and triangular regional and international cooperation on and access to science, technology and innovation and enhance knowledge sharing on mutually agreed terms, including through improved coordination among existing mechanisms, in particular at the United Nations level, and through a global technology facilitation mechanism	MPTC
17.8	Fully operationalize the technology bank and science, technology and innovation capacity-building mechanism for least developed countries by 2017 and enhance the use of enabling technology, in particular information and communications technology	MPTC
17.9	Enhance international support for implementing effective and targeted capacity-building in developing countries to support national plans to implement all the sustainable development goals, including through North-South, South-South and triangular cooperation	CRDB/CDC
17.10	Promote a universal, rules-based, open, non-discriminatory and equitable multilateral trading system under the World Trade Organization, including through the conclusion of negotiations under its Doha Development Agenda	MOC
17.17	Encourage and promote effective public, public-private and civil society partnerships, building on the experience and resourcing strategies of partnerships	CRDB/CDC
17.18	By 2020, enhance capacity-building support to developing countries, including for least developed countries and small island developing States, to increase significantly the availability of high-quality, timely and reliable data disaggregated by income, gender, age, race, ethnicity, migratory status, disability, geographic location and other characteristics relevant in national contexts	MOP
17.19	By 2030, build on existing initiatives to develop measurements of progress on sustainable development that complement gross domestic product, and support statistical capacity-building in developing countries	NIS
Goal 18: End the negative impact of Mine/ERW and promote victim assistance		
18.1	To completely clear the identified mine and ERW areas by the year 2030	CMAA
18.2	To reduce the number of mine/ERW casualties to less than 10 persons/year by 2030	CMAA
18.3	Promote the rights and improve the quality of life of persons who have disabilities due to landmine/ERW accidents	CMAA



Ministry of Planning

Nº. 386, Preah Monivong, Phnom Penh

Tel: +855 23 720 901

Website: www.mop.gov.kh