



smart **bdg**
city

Ridwan Kamil,
Mayor of Bandung

Urban Explosion



by 2015...

358 'million cities'
153 in Asia

27 'mega cities'; 18
will be in Asia

1950 30% Urban

2003 48% Urban

2030 60% Urban

Agricultural
Economy

Industrial
Economy

Information
Economy

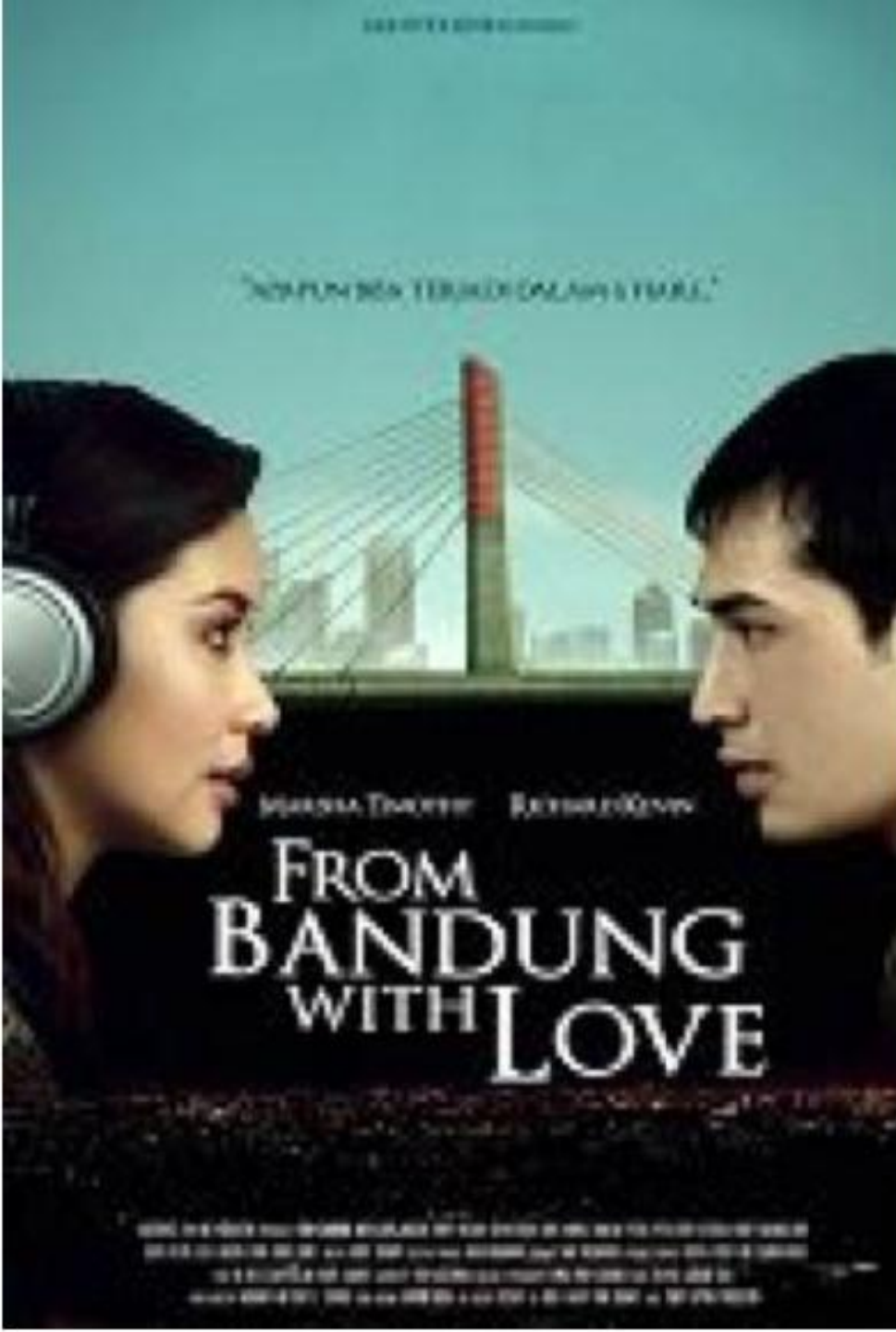
**Creative/Ideas
Economy**



**Guggenheim Museum
Bilbao has attracted 6.3
million visitors
Since its opening in 1997.**

**The museum was by
80% of visitors as their
reason for visiting Bilbao**





80

Colleges ,
universities &
higher education

60%

Below 40

2.5

millions population

WHAT WE HAVE

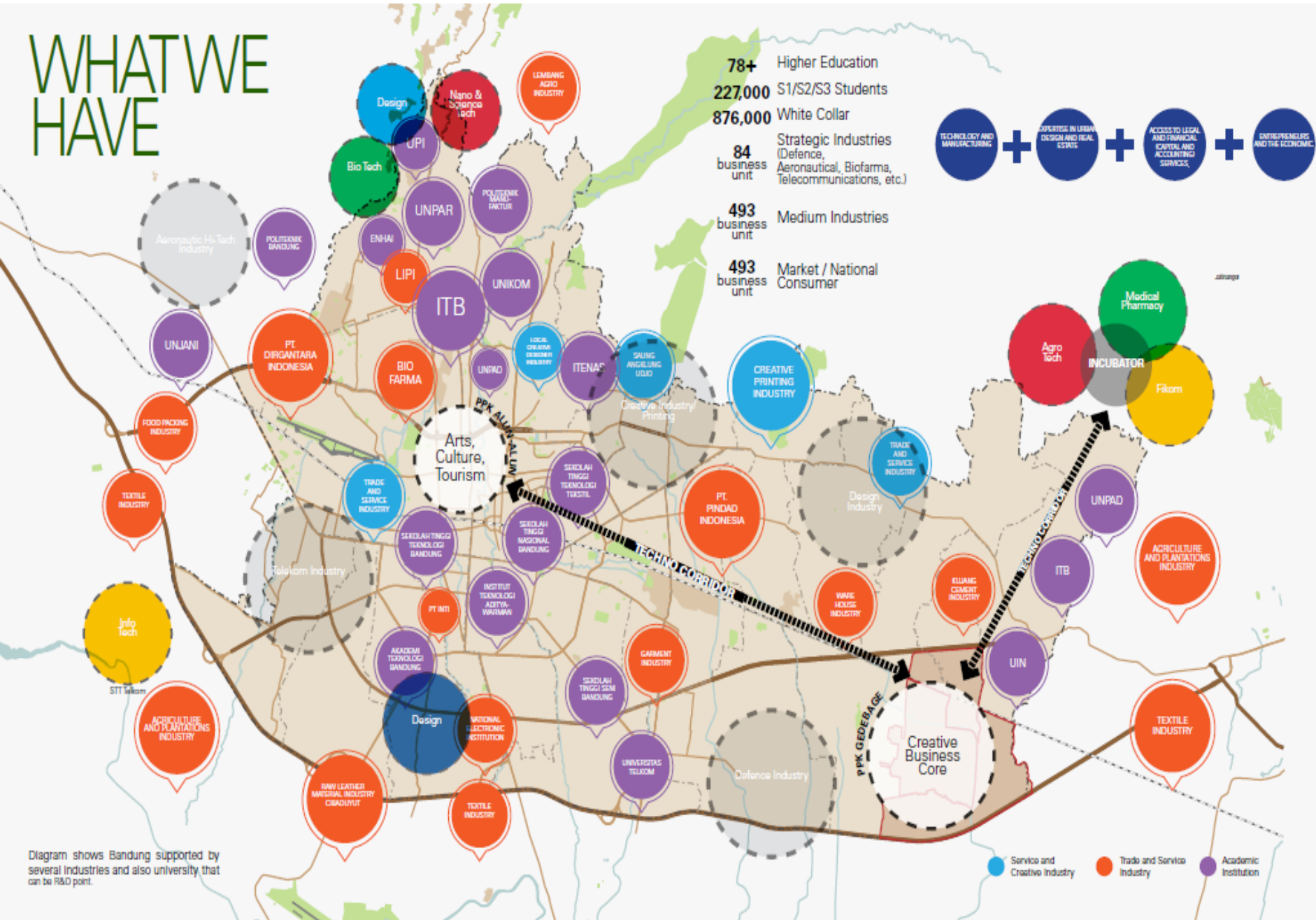


Diagram shows Bandung supported by several industries and also university that can be R&D point.



INNOVATION

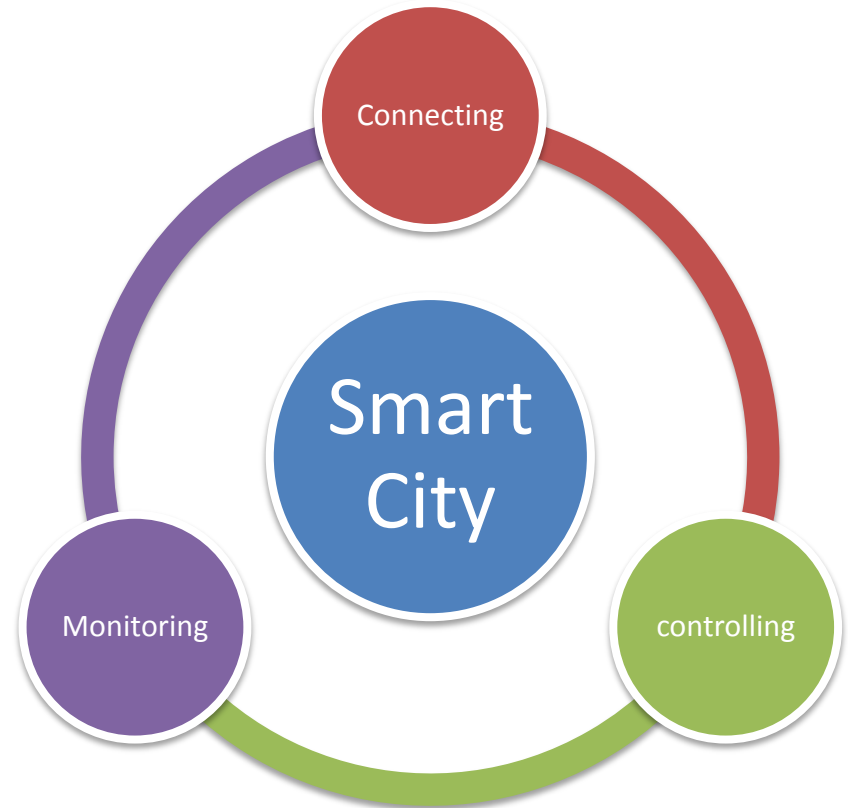
Bandung

DECENTRALISATION

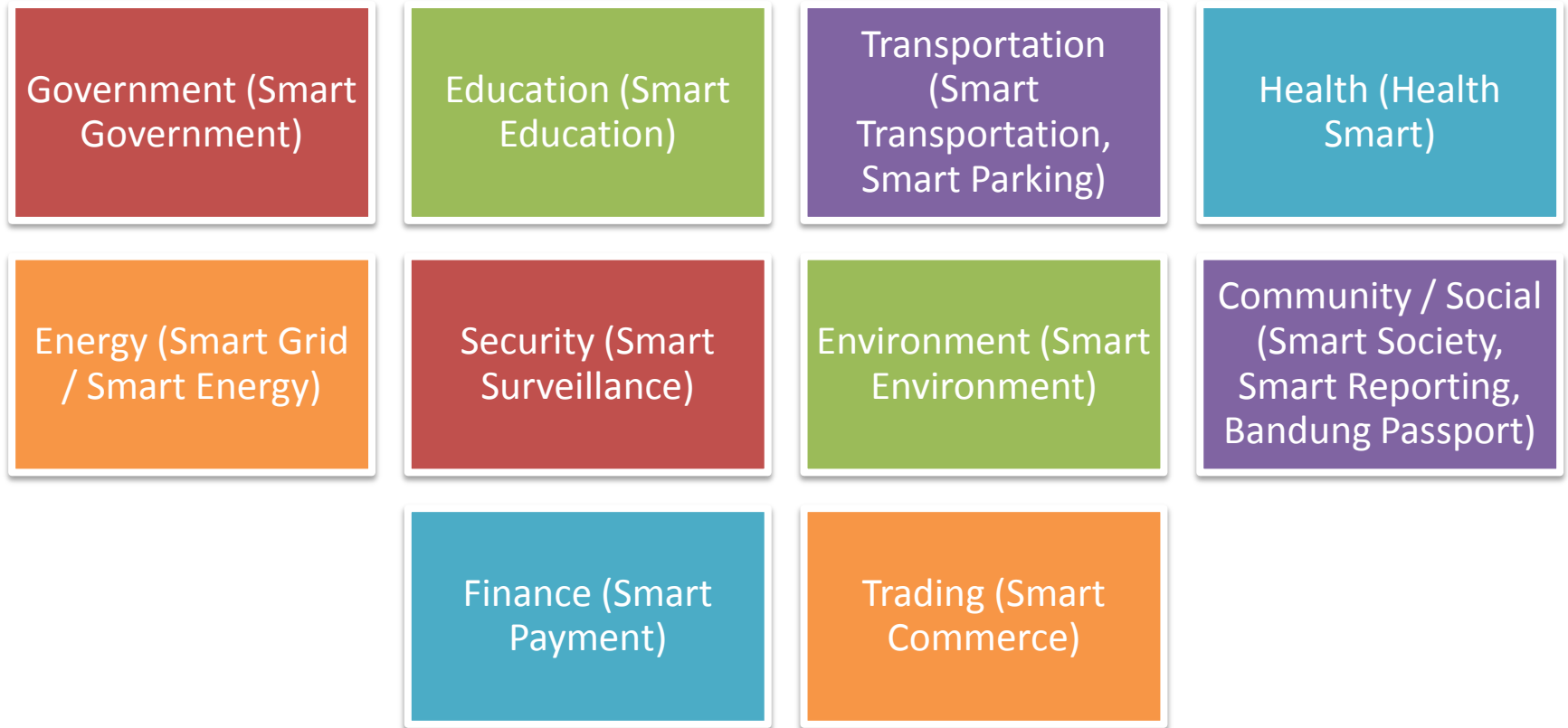
COLLABORATION

Smart City

Utilization of **information and communication technology (ICT)** to **connecting**, to **monitoring** and to **controlling** a variety of resources that exist within the city **effectively** and **efficiently** in order to maximize **service** to the **citizens**



Priorities Area – Smart City Bandung



BANDUNG SMARTCITY MILESTONE

- **INFRASTRUCTURE**
Internet Access 4 All
- **SMART GOVERNMENT**
Technology-oriented Government
- **OPEN GOVERNMENT**
Transparency, Share & Collaboration
- **EMPOWERMENT**
Internet Literacy, Citizen Engament & Vibrant Digital Industry
- **TECHNOPOLIS**
ICT based Economic Exclusive Zone



Bandung Command Center

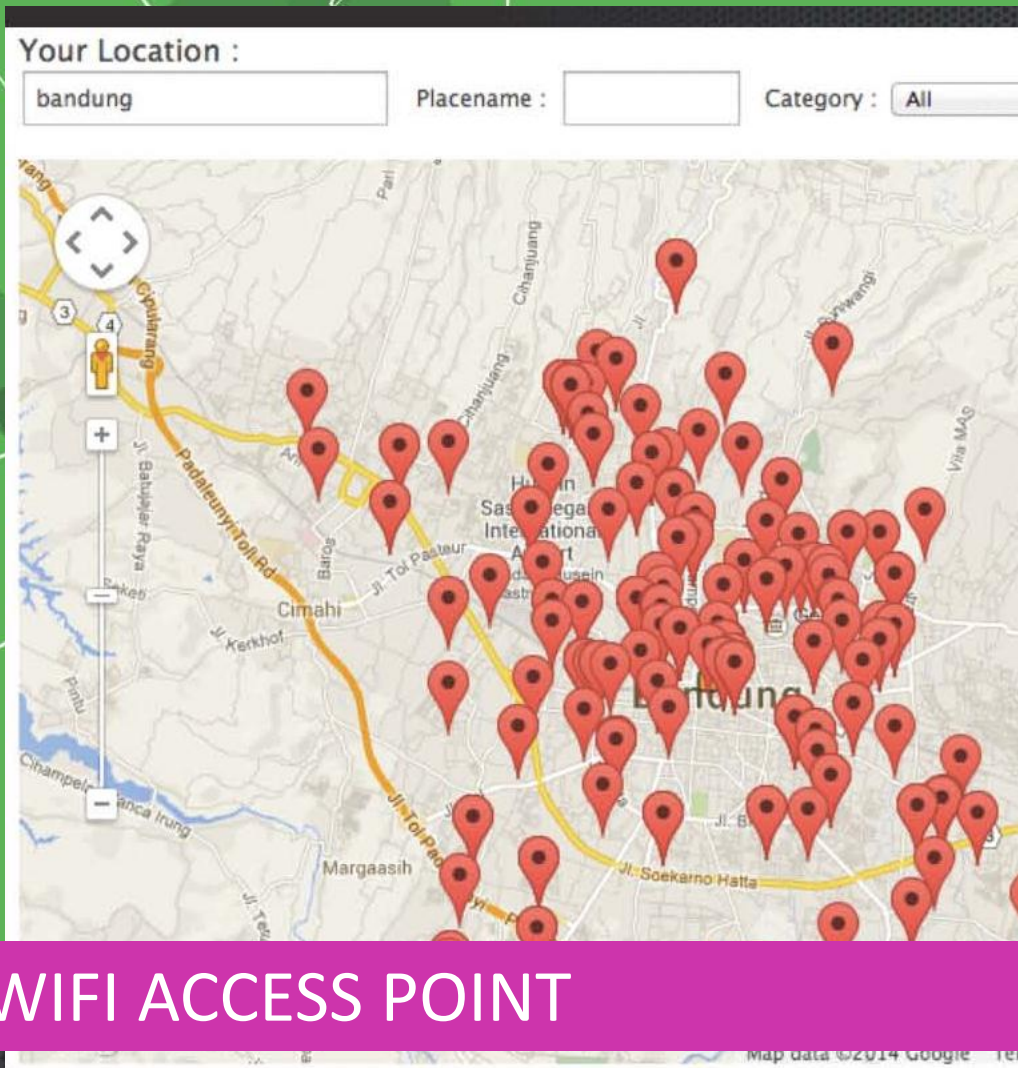


**Telkom
Indonesia**
the world in your hand

Selamat Datang
di Wifi **Bandung Juara**



10,000 FREE WIFI ACCESS POINT



Apps




Hi!Bandung
GITS Indonesia

★★★★★



Rute Angkot Bandung
GITS Indonesia

★★★★★



Hi Bandung
Telkom RDC

★★★★★ FREE



Radio Bandung
Catha Apps

★★★★★ FREE



bandung247

Bandung 247
Konsep Mobile

★★★★★ FREE



Discover Bandung
PT Intouch Innovate In

★★★★★




PERSIB BANDUNG



3D Persib Bandung



Tarif JNE Bandung



Baju Online Bandung



HotSpot Bandung



Hotels In Bandung

300 CITY APPS IN 2016

OPEN GOVERNMENT (CITY BUDGET ONLINE)

Bandung Smart City



TENTANG SABILULUNGAN PROPOSAL HIBAH BANSOS

Cari



BANSOS UNTUK SEMUA

MARI WUJUDKAN IDE KREATIF BERGAMA DENGAN CARA TERBUKA!

LIHAT PROPOSAL HIBAH BANSOS YANG MASUK »

Bansos Online (Sabilulungan).
(www.sabilulungan.bandung.go.id)



FOLLOWING 81 FOLLOWERS 4,016

Follow

Followed by Kang Maul, m. teddy wirakusumah, agn and 17 others.

Photos and videos



Photos and videos



Kujang Pasundan @SFKujang · Apr 23
nuhun pisan dari warga RT @dbmpkotabdg
URC Ujungbering di Jl.Kosar cc @ri
View photo

Indra @indra_iwonk · Apr 22
RT @dbmpkotabdg: @PemkotBandung
Gatsu & Jl.Ibrahim adjie ... m.tmi.me
Expand

waduk20000 @waduk20000 · Apr 21
@dbmpkotabdg @PemkotBandung
Pa Wali dan DBMP atas respon cepa
View conversation

Kang Eka @eka_harijanto · Apr 19
Hebat! RT @ClickBandung: SikonBdg
surut, URC Bojonagara (cont) tl.gd/n
Expand

Pemkot Bandung @PemkotBandung ·
via @dbmpkotabdg : URC @UPTujur
lanjut atas @PRFMnews @JEY186 cc
pic.twitter.com/wJ9fr0Bseu
View photo

Pemkot Bandung @PemkotBandung ·
via @dbmpkotabdg : URC Karees ta
atas laporan @restyrahma20 cc : @ri
View photo

Pemkot Bandung @PemkotBandung ·
via @dbmpkotabdg : (15/4) URC Bo
laporan @w_learner cc: @ridwankam
View photo

Pemkot Bandung @PemkotBandung ·
via @dbmpkotabdg : URC Bojonaga
laporan @cepayifitriana cc: @ridwank
View photo

OPEN COMMUNICATION (SOCIAL MEDIA)



DiskominfoBdg

Home Videos Playlists Channels Discussion About

OPEN COMMUNICATION (GOV YOUTUBE CHANNEL)



140428 Inspektur Upacara SMPN 41 Bandung
280 views 1 day ago



140427 Seren Taun Jaga Seke
88 views 1 day ago



140427 Launching Program Nonton Bareng
117 views 1 day ago



140424 Peninjauan Kebersihan Lingkungan
64 views 1 day ago



140422 Kunjungan Perancis
125 views 2 days ago



1:13:45



54:22



38:10



23:08



PEMBANGUNAN & PELAYANAN PUBLIK TIDAK BERES?

Laporkan semuanya melalui

lapor.ukp.go.id

BDG <spasi> isi aduan

SMS ke **1708**



Unit Kerja Presiden
Bidang Pengawasan &
Pengendalian Pembangunan

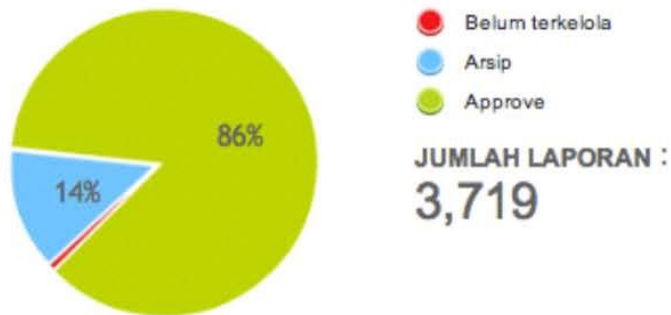
LAPOR!

www.lapor.go.id



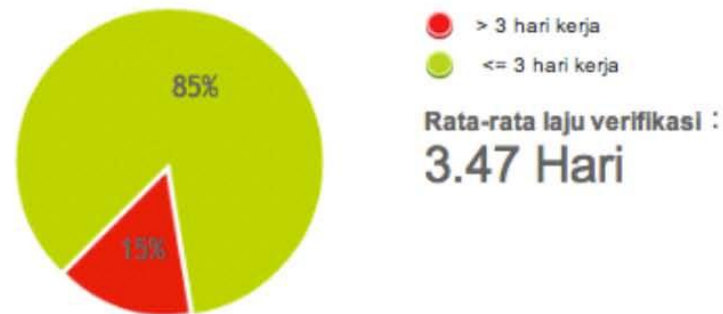
CITIZEN COMPLAINT ONLINE

PENGELOLAAN LAPORAN



data : 2014-05-05

LAJU VERIFIKASI



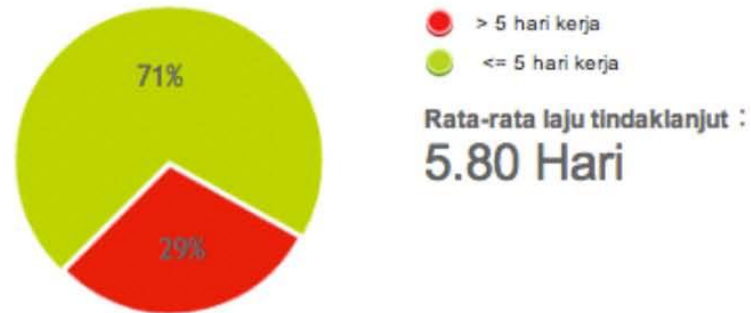
data : 2014-05-05

STATUS LAPORAN

 Non Unit

data : 2014-05-05

LAJU TINDAK LANJUT

 Non Unit

data : 2014-05-05



SIP BDG JUARA

WALYER (TOPTIPSNEWS)

Sistem Informasi Penilaian Bandung

SIP Bdg Juara adalah sebuah sistem informasi penilaian yang menjadi wadah partisipasi publik untuk menilai kinerja layanan di Kecamatan dan Kelurahan kota Bandung

Selamat Datang di **PPDB** **ONLINE** Kota Bandung



Selamat datang di situs Penerimaan Peserta Didik Baru (PPDB) kota Bandung periode 2013. Situs ini dipersiapkan sebagai pusat informasi, pendaftaran dan pengolahan seleksi data peserta didik baru periode 2014 yang dilakukan secara online.

Informasi lengkap seputar pelaksanaan PPDB akan selalu diperbaharui pada situs ini. Demikian informasinya, dan terima kasih atas perhatian dan kerjasamanya.

Follow us on

facebook :

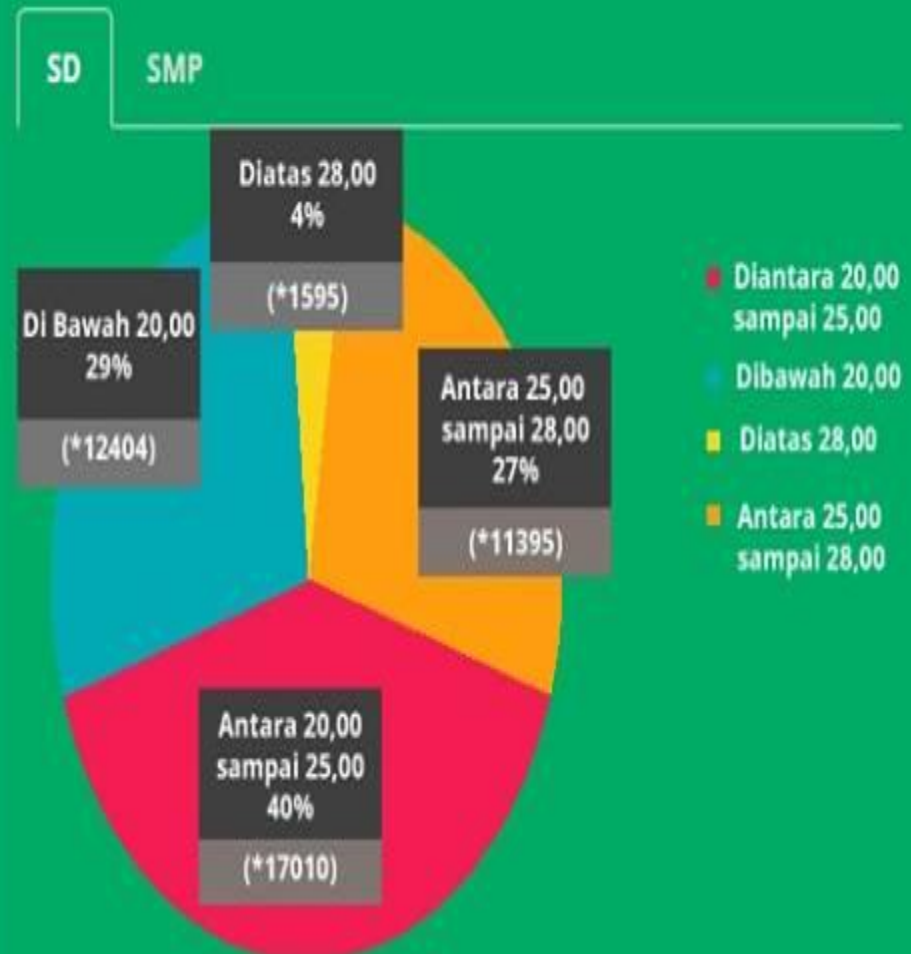


PPDB Kota Bandung

Like 1,722

Twitter :

Data Statistik **Nilai UN** SD dan SMP 2014



SCHOOL ADMISSION ONLINE

DEPAN | BENEFT | TUR | PAKET P | TUTOR | COM | TFOLO

ePuskesmas Connect

facebook
Sign in through Facebook →

TelkomID
Connect via TelkomID →


MANAJEMEN PASIEN PUSKESMAS

MANAJEMEN PASIEN RSUD

MANAJEMEN PROGRAM DINKES KOTA/KAB

MANAJEMEN PROGRAM DINKES PROVINSI

SMART HEALTHCARE SERVICE



SMART DIGITAL CLASS IN 2015



Bandung Creative and SmartHub

Design Stores, Galleries, Cafés, Theater, Workshop/ Studio, Classroom



Bandung Digital Valley (for startup)




Bandung Digital Public Place (Movie Park)



CITY OF BANDUNG starting 2015 will buy more than 100 new land for Smart Green Space





SMART AND GREEN BUILDING LAW IN 2015



urban Farming Bandung



Parkir Elektronik

SMART PARKING SYSTEM IN 2015

BANDUNG SMART CARD IN 2016





BANDUNG TEKNOPOLIS

The Silicon Valley of
Indonesia

THE CITY OF BANDUNG

Area
167.7
km square

Population
2.4
million

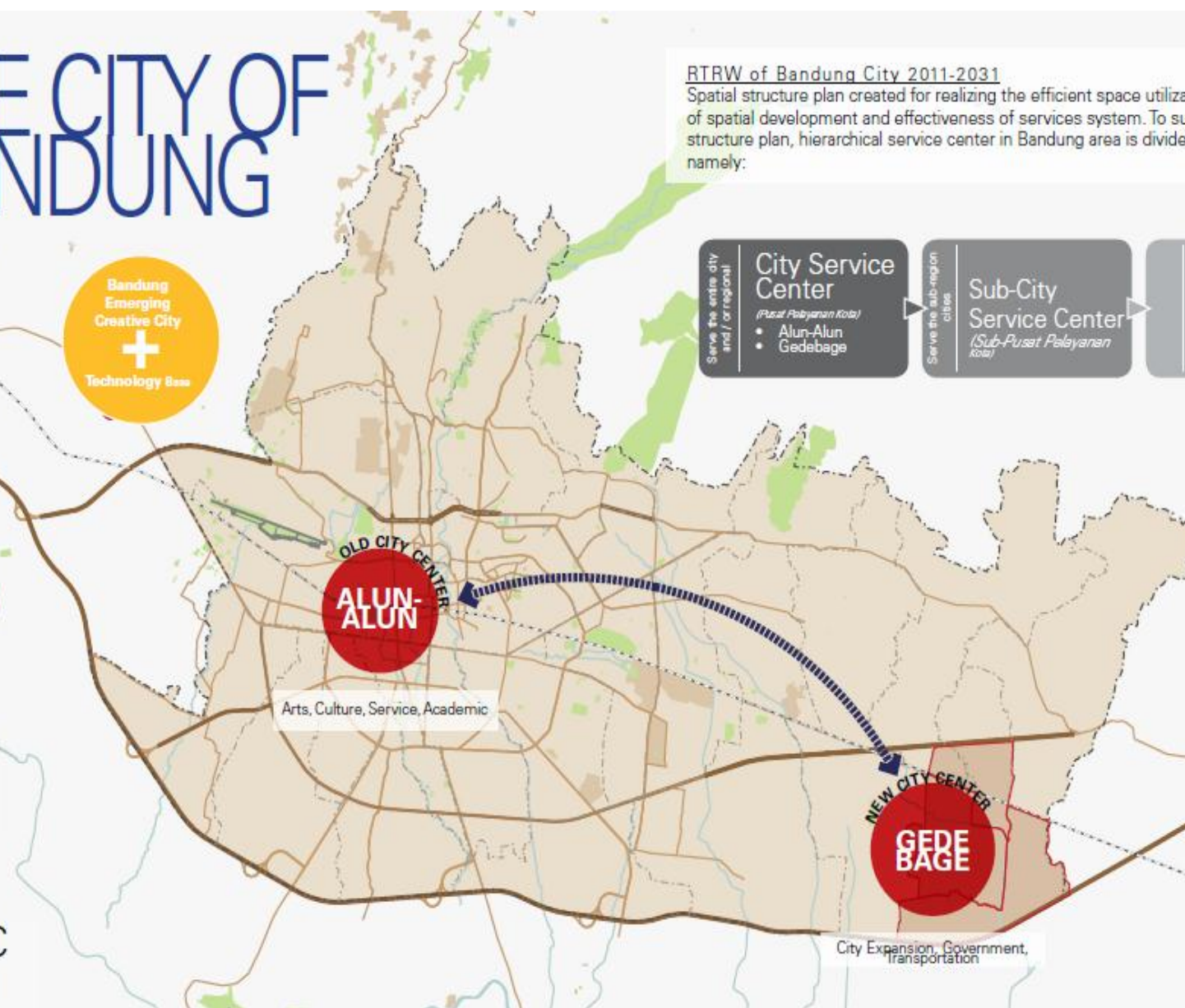
Density
14,000
/km²

Elevation
768
meters
above
sea level

Climate
23.6 °C
average
temperature



RTRW of Bandung City 2011-2031
Spatial structure plan created for realizing the efficient space utilization, integration of spatial development and effectiveness of services system. To support the Spatial structure plan, hierarchical service center in Bandung area is divided into three levels, namely:



Bandung Location



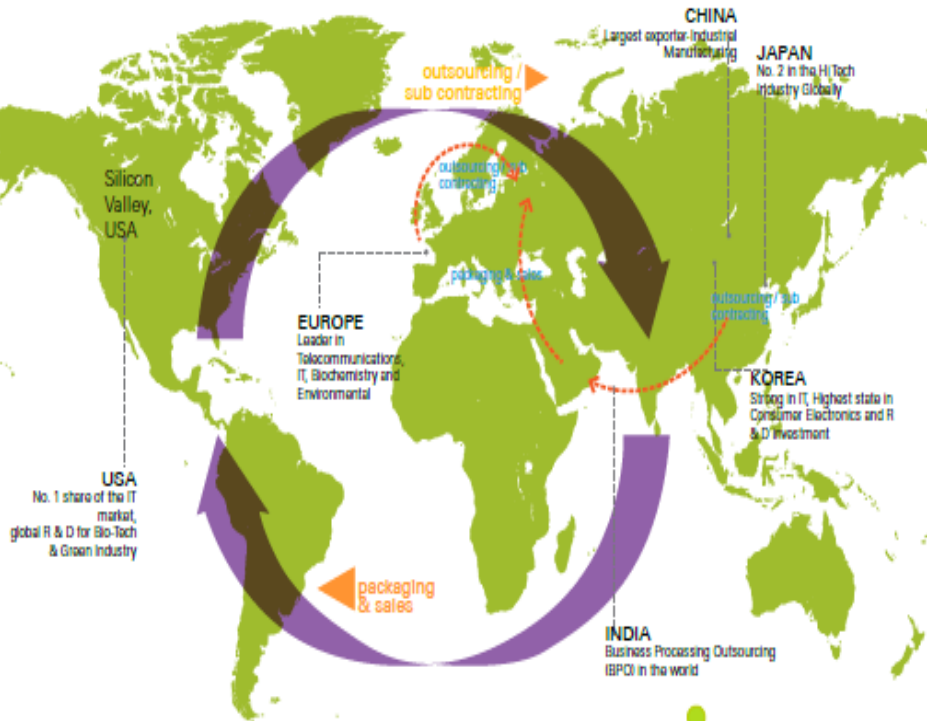
in South East Asia



in West Java

TECHNOPOLIS

TECHNOPOLIS TRENDS ACROSS THE GLOBE

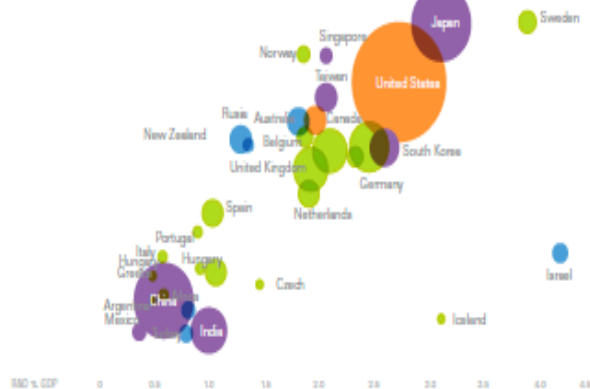


RESEARCH & DEVELOPMENT ACROSS THE GLOBE

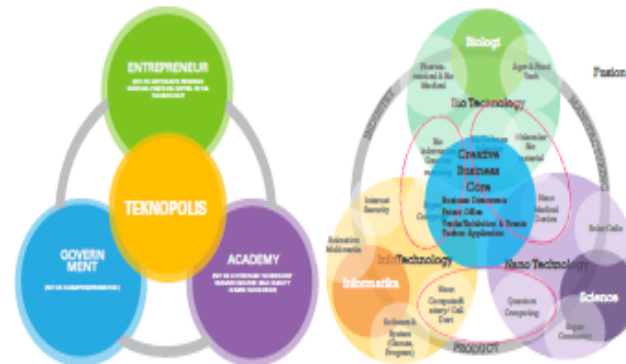
R&D is a promising industry, its role as a tool of innovation remains that can be applied in a product or process. Research and development (R&D) is recognized as an important contributor to both business innovation and labor productivity growth.

R&D expenditure increases the scope of measured GDP in the national accounts. Hence, several countries in the world have made the world R&D as one of its contributor to their GDP.

The government also needed significantly in the sector. However, whether it will lead to an increase in GDP growth or labor productivity growth depends both on the size of these R&D expenditures and the growth relation to other components of GDP.



TECHNOPOLIS; COLLABORATION BETWEEN ACADEMICS, INVESTORS AND GOVERNMENTS



Region / City that supports collaboration between academic, investors and governments aimed at increasing the productivity-based economy and information technology

The invention may occur as a result of techno cluster as a container can connect those three major. The cluster become a key elements that act as a making point in the current scientific developments.



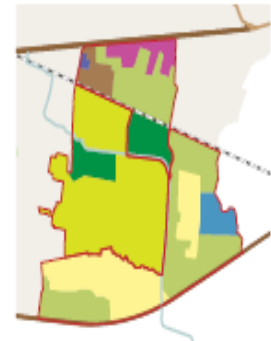
SPECIAL ECONOMIC ZONE
in Indonesia



Pilars to develop Bandung Raya Technopolis



Actors to develop Bandung Raya Technopolis





**Emerging World Class
City Center for Bandung**

"Exemplary City for People to Live, Work and Play"



ARCADÉ



CHAMFERED CORNER



INNER COURT



VEHICLE ROAD



INTERSECTION AND PLAZA



PEDESTRIAN STREET



PEDESTRIAN ZONE



SHARED STREET



ICONIC BUILDING



FACTS

THE GREAT GARDEN



66,000+
sqm
PUBLIC AMENITY
GFA

18.6 %
OPEN SPACE

80,000 +
RESIDENTS



15,000 +
RESIDENTIAL
UNITS



URBAN BLOCK



PEDESTRIAN MALL

5,600,000+
sqm TOTAL GFA

WATER SENSITIVE URBAN DESIGN



390,000
JOBS
CREATION

TOD ORIENTED



5,000,000+
sqm
COMMERCIAL
SPACE

TECHNOPOLIS



WEST LAKE



GOVERNMENT CENTER

1,200,000+
sqm
OFFICE GFA



AQUATIC PLANT DISPLAY



SCULPTURE PARK



CREATIVE GALLERY



THE WETLAND PARK



BOARDWALK





**PEDESTRIAN
ORIENTED**



**GREAT
STREET**

**STREET
CAFE/
RESTO**





THANK YOU