



Office for
National Statistics

BRISTOL
ONE CITY



**SUSTAINABLE
DEVELOPMENT**  **GOALS**



National and Local Reporting of SDGs

UK Office for National Statistics
City of Los Angeles
Bristol City Office

National Reporting - UK

- The UK Office for National Statistics (ONS) is responsible for reporting UK SDG data
- Mostly official data sources
- Statistical and non-statistical indicators are reported
- Developing Open SDG in partnership with US, with input from other countries
- Provide different levels of support to countries



The screenshot shows the 'Sustainable Development GOALS' website. At the top, there is a navigation bar with links for 'Goals', 'Reporting Status', 'About', 'Publications', 'FAQ', and 'Updates'. A search bar is located on the right. Below the navigation bar, the text '17 goals to transform our world' is displayed, followed by a paragraph explaining the SDGs. To the right of this text is a circular graphic of the 17 SDG icons. Below the text, there is a section titled 'UK data for Sustainable Development Goal indicators' with a link to 'search' for UK statistics. At the bottom, there is a grid of 12 SDG icons, each with a number and a title: 1 NO POVERTY, 2 ZERO HUNGER, 3 GOOD HEALTH AND WELL-BEING, 4 QUALITY EDUCATION, 5 GENDER EQUALITY, 6 CLEAN WATER AND SANITATION, 7 AFFORDABLE AND CLEAN ENERGY, 8 DECENT WORK AND ECONOMIC GROWTH, 9 INDUSTRY, INNOVATION AND INFRASTRUCTURE, 10 REDUCED INEQUALITIES, 11 SUSTAINABLE CITIES AND COMMUNITIES, and 12 RESPONSIBLE CONSUMPTION.

Sustainable Development GOALS

[Goals](#) [Reporting Status](#) [About](#) [Publications](#) [FAQ](#) [Updates](#) [High contrast](#)

17 goals to transform our world

[The Sustainable Development Goals \(SDGs\)](#) are a universal call to action to end poverty, protect the planet and improve the lives and prospects of everyone, everywhere. The 17 Goals were adopted by all UN Member States in 2015, as part of the [2030 Agenda for Sustainable Development](#).

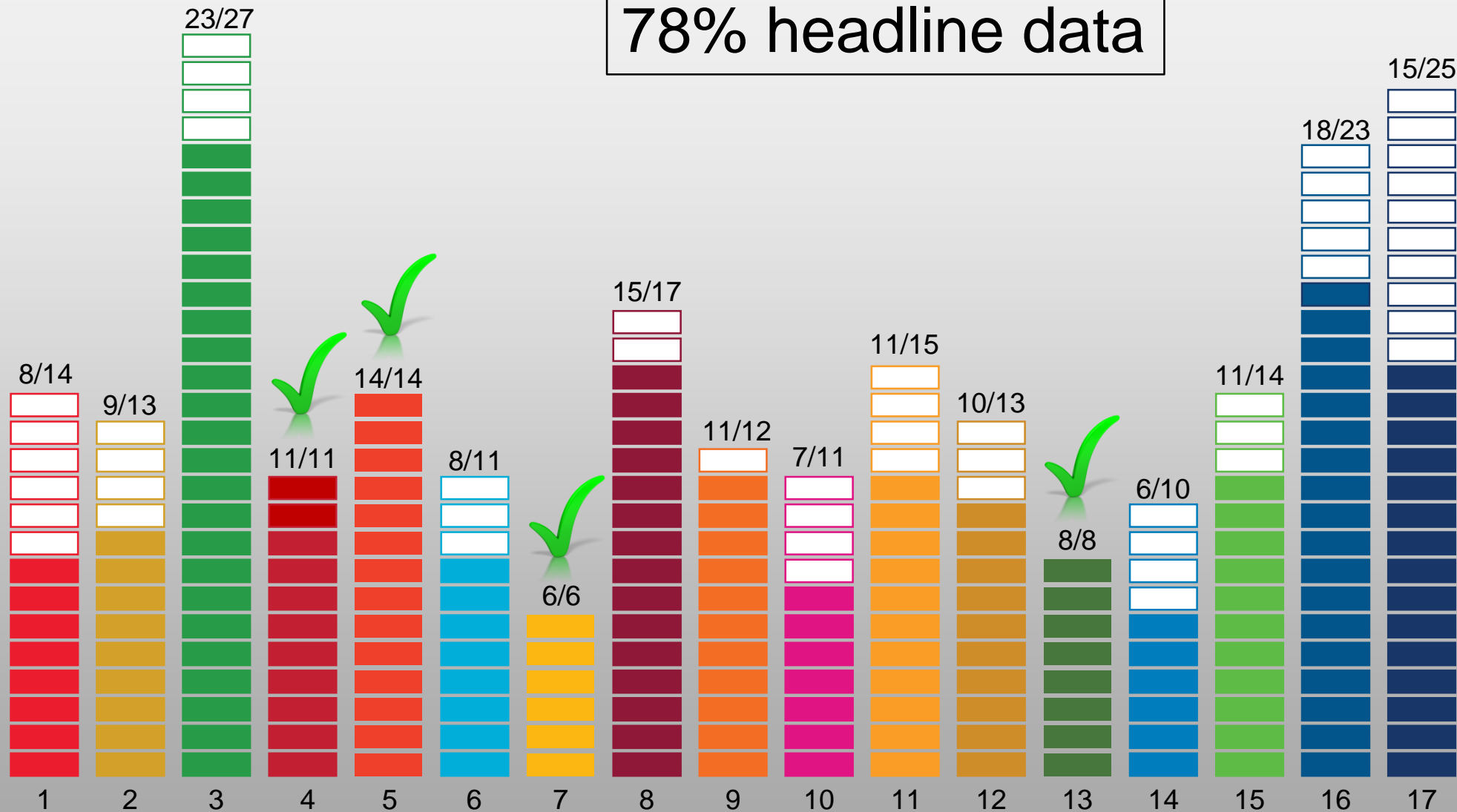
UK data for Sustainable Development Goal indicators

Click on each goal, or [search](#), for UK statistics for Sustainable Development Goal global indicators.

1 NO POVERTY	2 ZERO HUNGER	3 GOOD HEALTH AND WELL-BEING	4 QUALITY EDUCATION	5 GENDER EQUALITY	6 CLEAN WATER AND SANITATION
7 AFFORDABLE AND CLEAN ENERGY	8 DECENT WORK AND ECONOMIC GROWTH	9 INDUSTRY, INNOVATION AND INFRASTRUCTURE	10 REDUCED INEQUALITIES	11 SUSTAINABLE CITIES AND COMMUNITIES	12 RESPONSIBLE CONSUMPTION

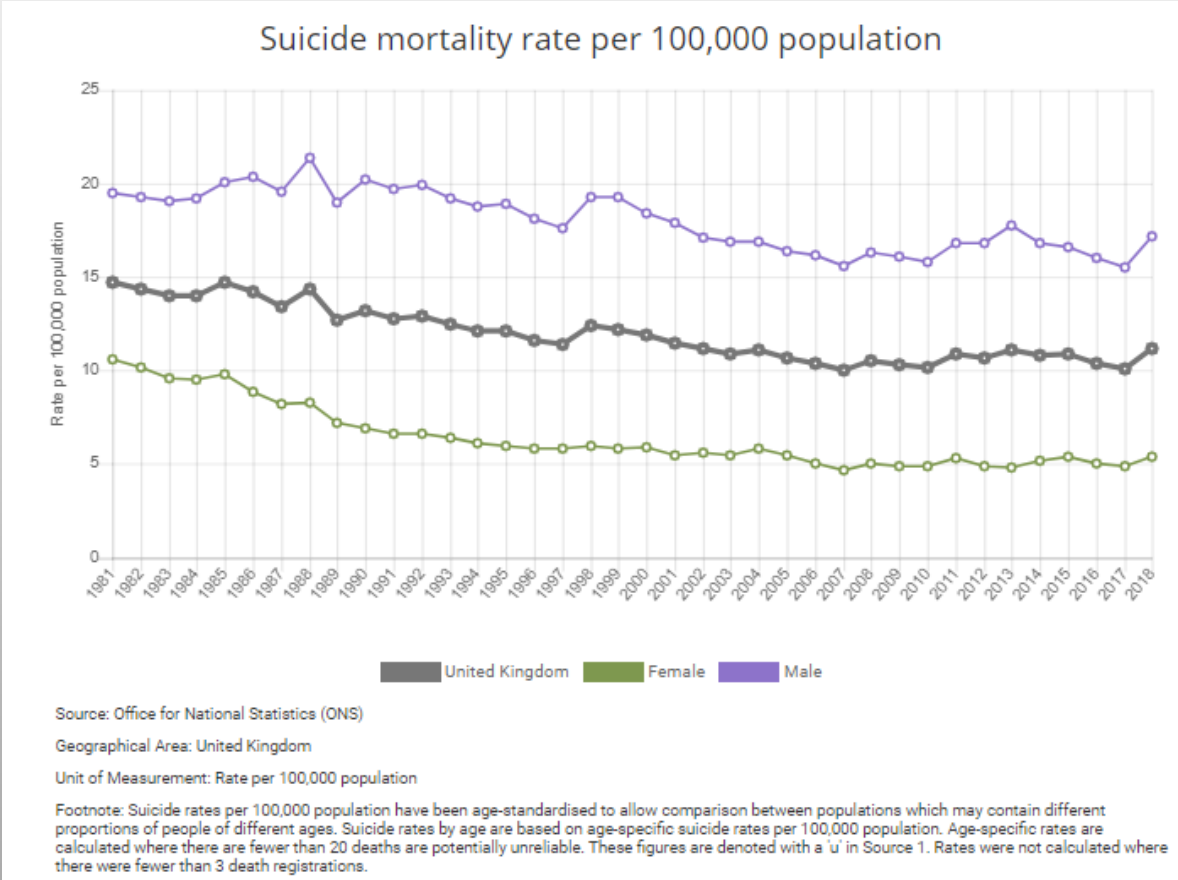
National Reporting - UK

78% headline data

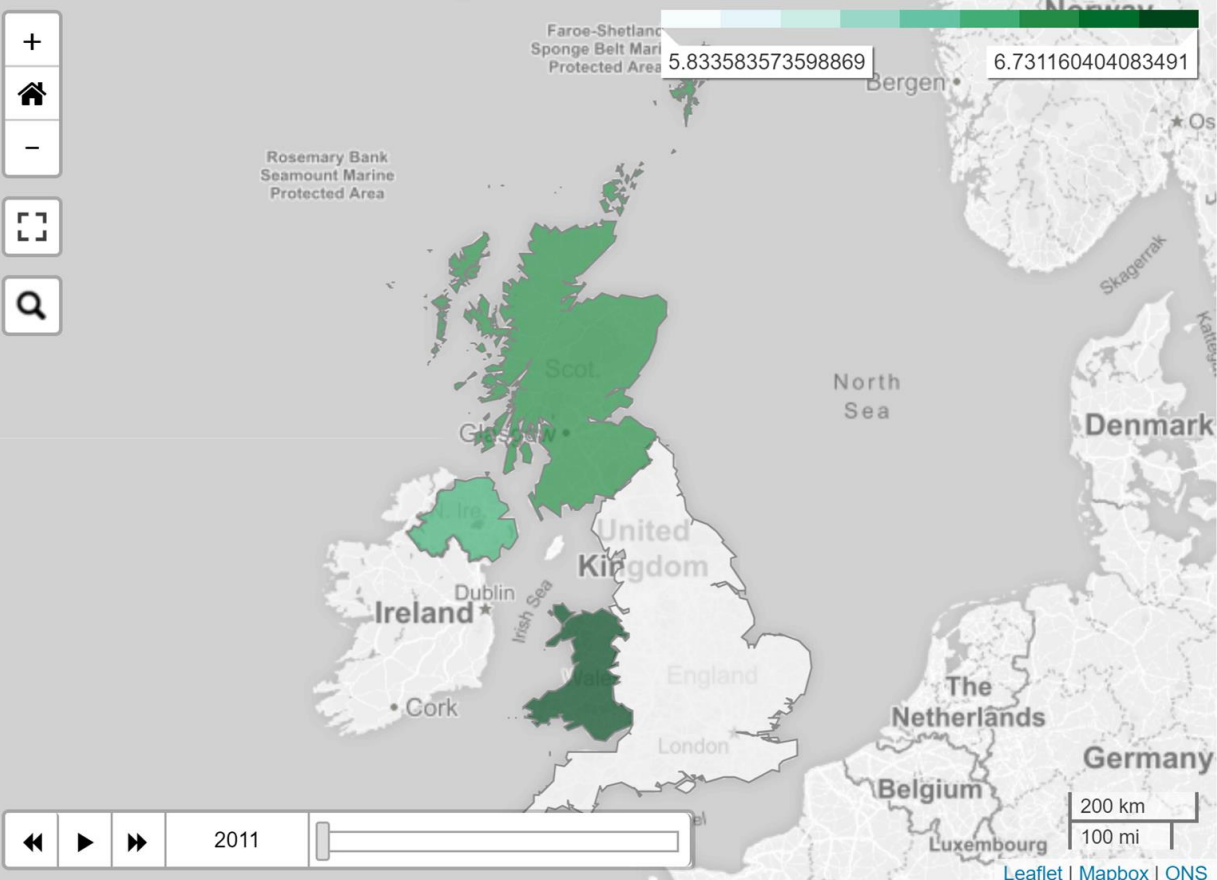


National Reporting - UK

Indicator 3.4.2 – suicide mortality rate by sex



Indicator 16.6.2 – map of average quality rating of public services



Countries using/
developing an
Open SDG
platform

- Armenia
- Cambodia
- Germany
- Ghana
- Iceland
- Kazakhstan
- Kyrgyzstan
- Lao
- Lombardy
- Los Angeles
- Madrid
- Malta
- Moldova
- Myanmar
- Poland
- Rwanda
- South Korea
- United Kingdom
- United States



Open SDG

- Open source
- Free to reuse
- Collaborative
- Fully customisable
- Multilingual
- Interoperable
- User-centred
- Accessible

About

[Open SDG](#) is an open source, free-to-reuse platform for managing and publishing data and statistics related to the [UN Sustainable Development Goals](#) (SDGs).

It is built exclusively with open-source libraries and tools and can be hosted and maintained using free services.

Open SDG is the result of collaboration between the UK [Office for National Statistics](#) (ONS), US government, the nonprofit [Center for Open Data Enterprise](#) (CODE) and members of the Open SDG community.

Why choose a reporting platform?

Using a reporting platform such as Open SDG facilitates countries and organisations to:

- Gather, disseminate, and track national or local data on the SDG indicators, including identification of data gaps.
- Improve access to official statistics and metadata.

For countries, a national reporting platform also enables them to:

- Report country national data to be harmonized for international purposes (i.e. UN global indicator database).
- Improve communication between data providers, National Statistics Offices (NSOs), custodian agencies, and other stakeholders.

For more information:

- open-sdg.org
- opensdg@googlegroups.com

Local Reporting – City of Los Angeles

- Voluntary Local Review and Data Reporting Platform launched in 2019



Adapting Open SDG to the Local Level

- Forked open source code and made modifications to fit the local context
 - 1) Localize the global framework
 - 2) Add new indicators that reflect local priorities but are missing from global framework
- All modifications captured in a [wiki](#) so other organizations using Open SDG can implement the same modifications

10.x.1

Reported online

Whether or not legal frameworks are in place to promote, enforce and monitor equality and non-discrimination on the basis of sexual orientation and gender identity

New

10.x.2

Reported online

Proportion of students who feel that LGBTQ students are accepted at their school

New

10.x.3

Reported online

Whether or not there are centralized protocols for updating sex/ gender in official certifications

New

Local Data Sources and Local Framework

- National statistics (*U.S. Census*)
- City Department data (*sanitation, police, transportation*)
- Global monitoring (*SDG 6.1.1*)
- Community surveys (*local University-led research*)
- Citizen science data (*iNaturalist data on biodiversity*)

SDG INDICATOR DATA SOURCES



EARTH OBSERVATIONS



OFFICIAL NATIONAL STATISTICS



CITY DEPARTMENT GENERATED DATA



COMMUNITY SCIENCE DATA

Importance of Disaggregation

- Data disaggregated by geographic and demographic factors
 - 1) Leave No One Behind
 - 2) Able to drive policy change and neighborhood-level initiatives

Proportion of population living below the national poverty line, by sex and age

Sub-categories

Choose categories from the dropdowns below to see different breakdowns of the data. Some will not be available until a higher level is chosen.

Click on the legend to remove individual lines from the chart.

Clear selections ✕

Gender ▼

Select all Clear all

Female ☒

Male ☒

Units type

☐ Percent by Age

☐ Percent by Education

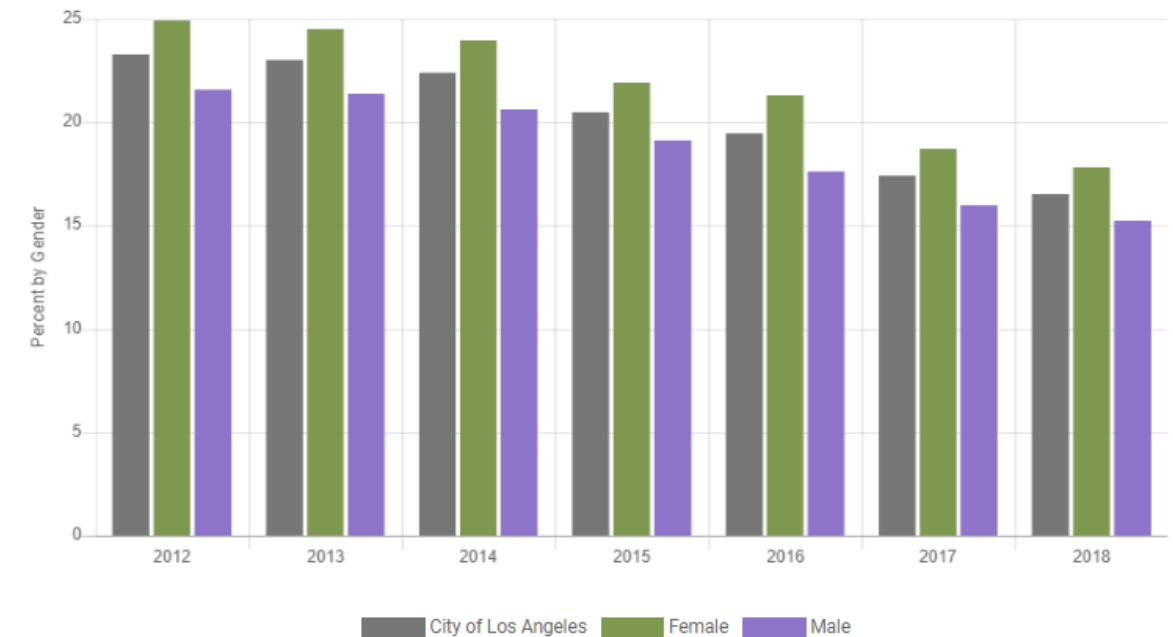
☒ Percent by Gender

☐ Percent by Race

☐ Percentage by Employment

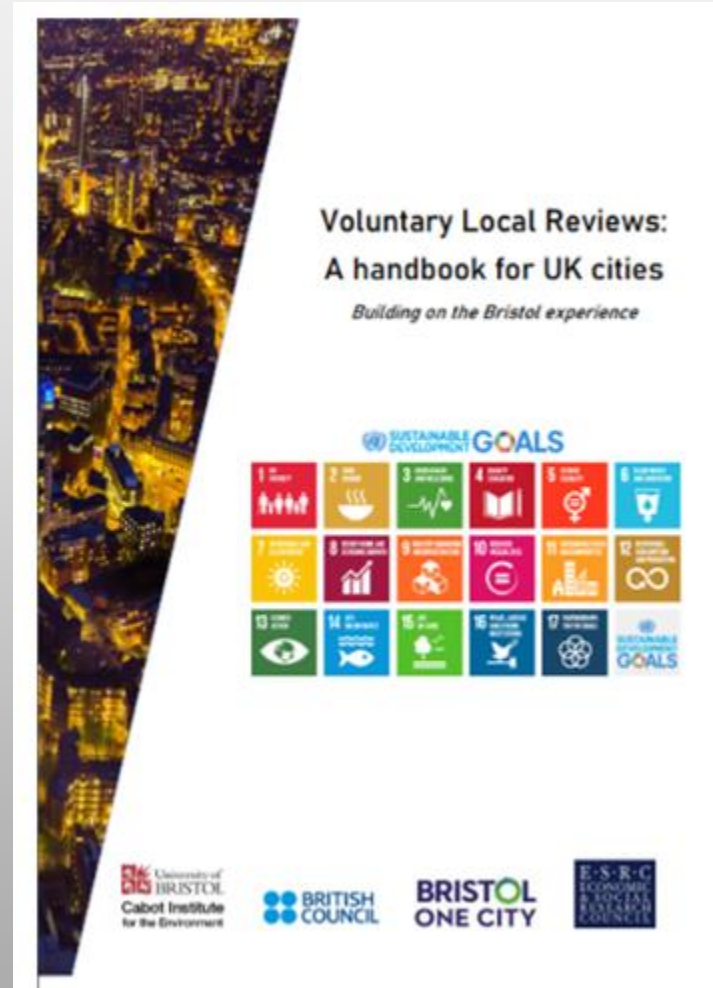

Chart [Table](#)

Proportion of population living below the national poverty line, by sex and age



Source: United States Census Bureau
Geographical Area: City of Los Angeles
Unit of Measurement: Percentage

Local Reporting – Bristol City



- First UK City to undertake a VLR
- Produced a VLR handbook:
 - Qualitative data collection
 - UK cities with Quantitative
- Data covering every SDG approximately 150 indicators
- Where possible disaggregated by gender, ethnicity, geography and age

Urban Sustainability Frameworks

- Drew from variety of urban smartness/sustainability frameworks
- Assessed overlap between 8 of these frameworks and the SDGs
- Priority framework
 - 1) SDGs indicators
 - 2) Urban sustainability indicator
 - 3) Local council Performance indicator
 - 4) Partner contributions



Local Reporting – Partnerships towards local data

- Academic collaboration
 - Appropriate indicators
 - Fill data gaps
- Qualitative data
 - Community activism and action
 - Corporate policies
- Used key city networks to disseminate and engage widely



Contacts

UK Office for National Statistics

- sdgdata.gov.uk
- sustainabledevelopment@ons.gov.uk

City of Los Angeles

- sdg.lamayor.org
- sdgdata.lamayor.org
- sdg@lacity.org


Bristol City Office

- bristolonecity.com
- bristolonecity.com/sdgs
- city.office@bristol.gov.uk

Open SDG Webinar

Thursday 30 July

12:00 - 1:00 PM EST



Register here:

<https://forms.gle/JJTWC6LvzGTDM55z9>



Office for National Statistics

Eric
Garcetti
@MayorOfLA



BRISTOL
ONE CITY

SUSTAINABLE
DEVELOPMENT

GOALS