

Partners & Partnerships of SIDS

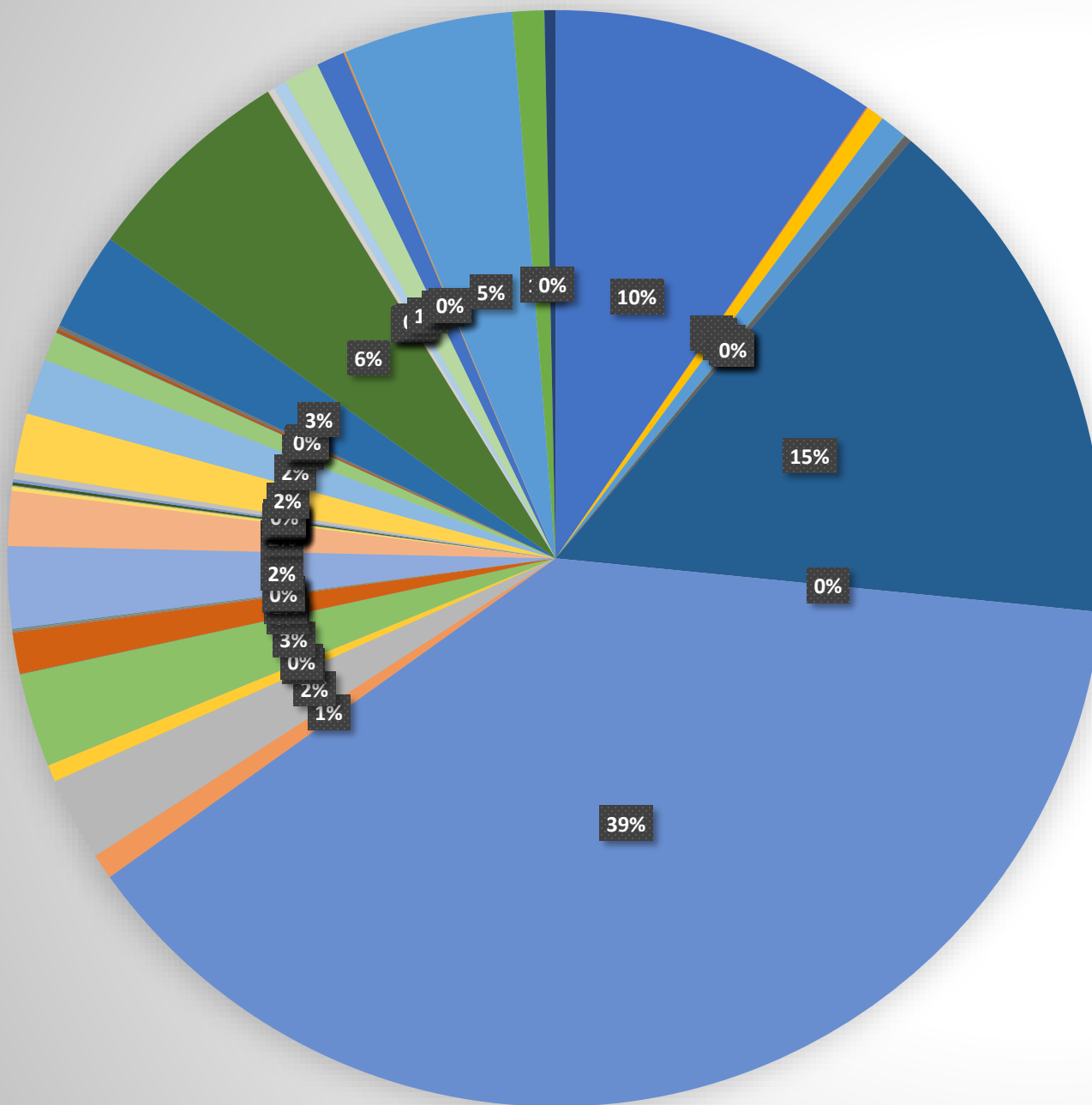
S.A.M.O.A. Pathway interregional preparatory meeting

SIDS Partnership Dialogue

30 October 2018

AIMS (AIS) Region

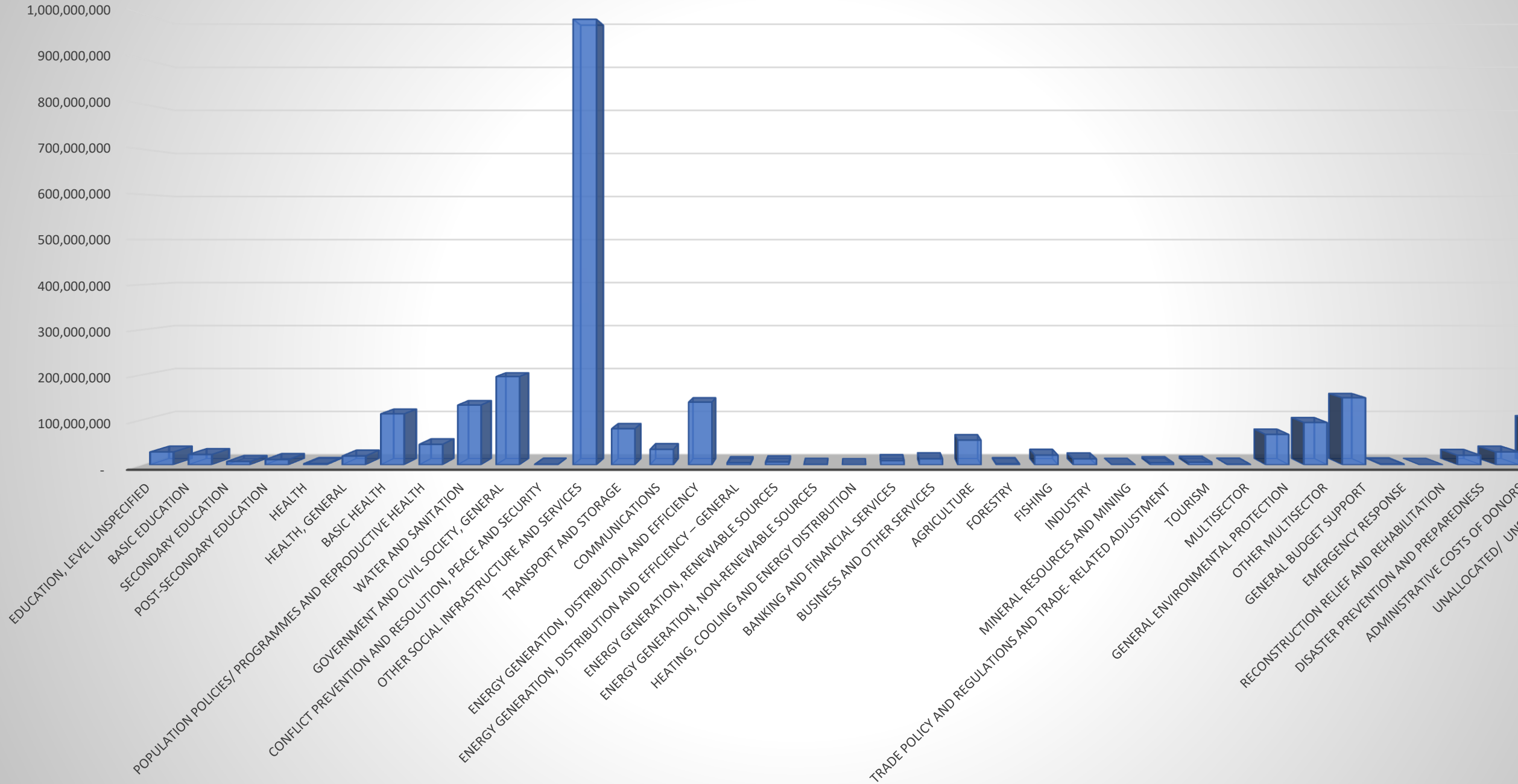
AIMS Partners 2015-2018 / 2,353 Active Partnerships



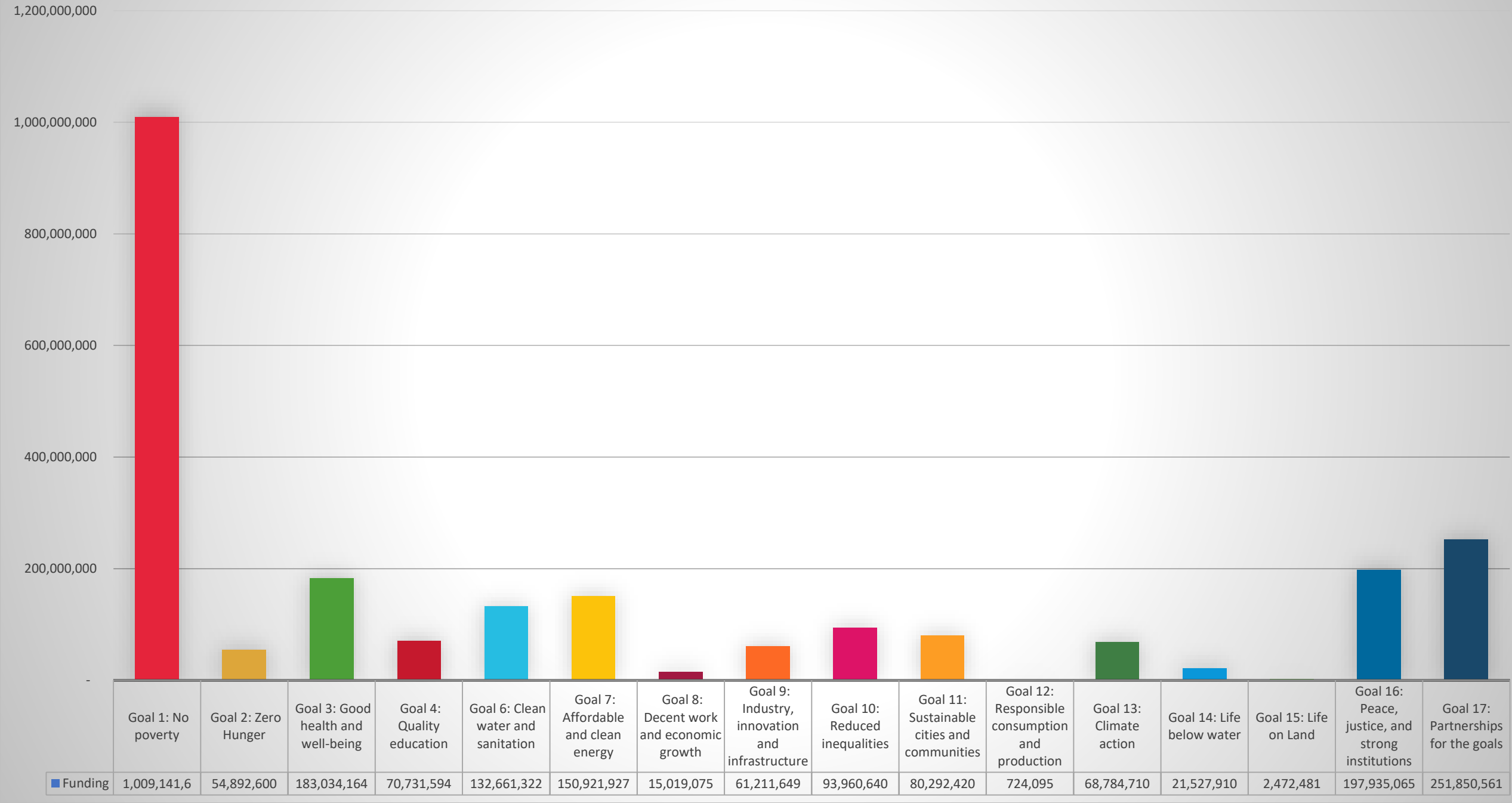
- African Development Bank
- AICS - Agenzia Italiana per la Cooperazione allo Sviluppo / Italian Agency for Cooperation and Development
- Aids Fonds - STOP AIDS NOW! - Soa Aids Nederland
- Asian Development Bank
- Australia
- Bill & Melinda Gates Foundation
- Canada
- Denmark - Ministry of Foreign Affairs
- Enhanced Integrated Framework
- equileap
- EU Institutions
- Finland
- FMO
- Food and Agriculture Organization of the United Nations (FAO)
- France
- GAVI Alliance
- Germany
- Global Fund
- International Federation of the Red Cross and Red Crescent (IFRC)
- International Fund for Agricultural Development (IFAD)
- International Labour Organization (ILO)
- Ireland
- Malaria Consortium
- MannionDaniels
- Millennium Challenge Corporation
- Ministry of Foreign Affairs of Japan
- Netherlands
- Netherlands Enterprise Agency
- Netherlands Red Cross
- New Zealand
- Norad - Norwegian Agency for Development Cooperation
- Oxfam Novib
- Republic of Korea
- Save the Children International
- Save the Children UK
- Sightsavers
- Spain
- Stichting fondsbeheer DGGF lokaal MKB
- Sweden
- The OPEC Fund for International Development
- UN Pooled Funds
- UN Population Fund
- UN Women
- UN-Habitat
- United Kingdom
- United Nations Capital Development Fund
- United Nations Children's Fund (without 2018)
- United Nations Development Programme
- United Nations Educational, Scientific and Cultural Organization (UNESCO)
- United Nations Environment Programme (UNEP)
- United Nations Industrial Development Organization (UNIDO)
- United Nations Joint Programme on HIV and AIDS Secretariat (UNAIDS)
- United Nations Office for Project Services (UNOPS)
- United Nations World Food Programme (WFP)
- United States
- United States Agency for International Development (USAID)
- International Monetary Fund
- Wellfound
- World Bank Group
- World Health Organization
- Global Partnership for Education

	PARTNERS (AIMS)	Total Expenditure 2015-18
1	African Development Bank	238,011,100
2	AICS - Agenzia Italiana per la Cooperazione allo Sviluppo / Italian Agency for Cooperation and Development	967,837
3	Aids Fonds - STOP AIDS NOW! - Soa Aids Nederland	42,325
4	Asian Development Bank	12,860,140
5	Australia	19,855,050
6	Bill & Melinda Gates Foundation	403,074
7	Canada	467,873
8	Denmark - Ministry of Foreign Affairs	23,748
9	Enhanced Integrated Framework	5,150,000
10	equileap	9,269
11	EU Institutions	380,182,400
12	Finland	3,568
13	FMO	954,980,000
14	Food and Agriculture Organization of the United Nations (FAO)	18,400,090
15	France	61,083,220
16	GAVI Alliance	12,388,000
17	Germany	130,652
18	Global Fund	68,519,540
19	International Federation of the Red Cross and Red Crescent (IFRC)	(195,648)
20	International Fund for Agricultural Development (IFAD)	30,250,440
21	International Labour Organization (ILO)	1,541,327
22	Ireland	401,799
23	Malaria Consortium	572,992
24	MannionDaniels	134,135
25	Millennium Challenge Corporation	59,823,770
26	Ministry of Foreign Affairs of Japan	39,811,200
27	Netherlands	47,395
28	Netherlands Enterprise Agency	3,025,478
29	Netherlands Red Cross	35,510
30	New Zealand	729,834
31	Norad - Norwegian Agency for Development Cooperation	(11,939)
32	Oxfam Novib	227,909
33	Republic of Korea	37,575
34	Save the Children International	35,717
35	Save the Children UK	37,689
36	Sightsavers	2,098,115
37	Spain	2,193,590
38	Stichting fondsbeheer DGGF lokaal MKB	248,103
39	Sweden	4,837,722
40	The OPEC Fund for International Development	43,243,280
41	UN Pooled Funds	40,661,400
42	UN Population Fund	21,184,270
43	UN Women	355,387
44	UN-Habitat	2,437,560
45	United Kingdom	2,834,649
46	United Nations Capital Development Fund	25,441
47	United Nations Children's Fund (without 2018)	72,158,200
48	United Nations Development Programme	156,306,600
49	United Nations Educational, Scientific and Cultural Organization (UNESCO)	64,597
50	United Nations Environment Programme (UNEP)	504,748
51	United Nations Industrial Development Organization (UNIDO)	4,110,775
52	United Nations Joint Programme on HIV and AIDS Secretariat (UNAIDS)	326,316
53	United Nations Office for Project Services (UNOPS)	9,409,720
54	United Nations World Food Programme (WFP)	26,131,870
55	United States	20,537,920
56	United States Agency for International Development (USAID)	819,185
57	International Monetary Fund	91,589
58	Wellfound	321,790
59	World Bank Group	124,154,500
60	World Health Organization	23,157,710
61	Global Partnership for Education	8,111,935
	Total	2,476,310,041

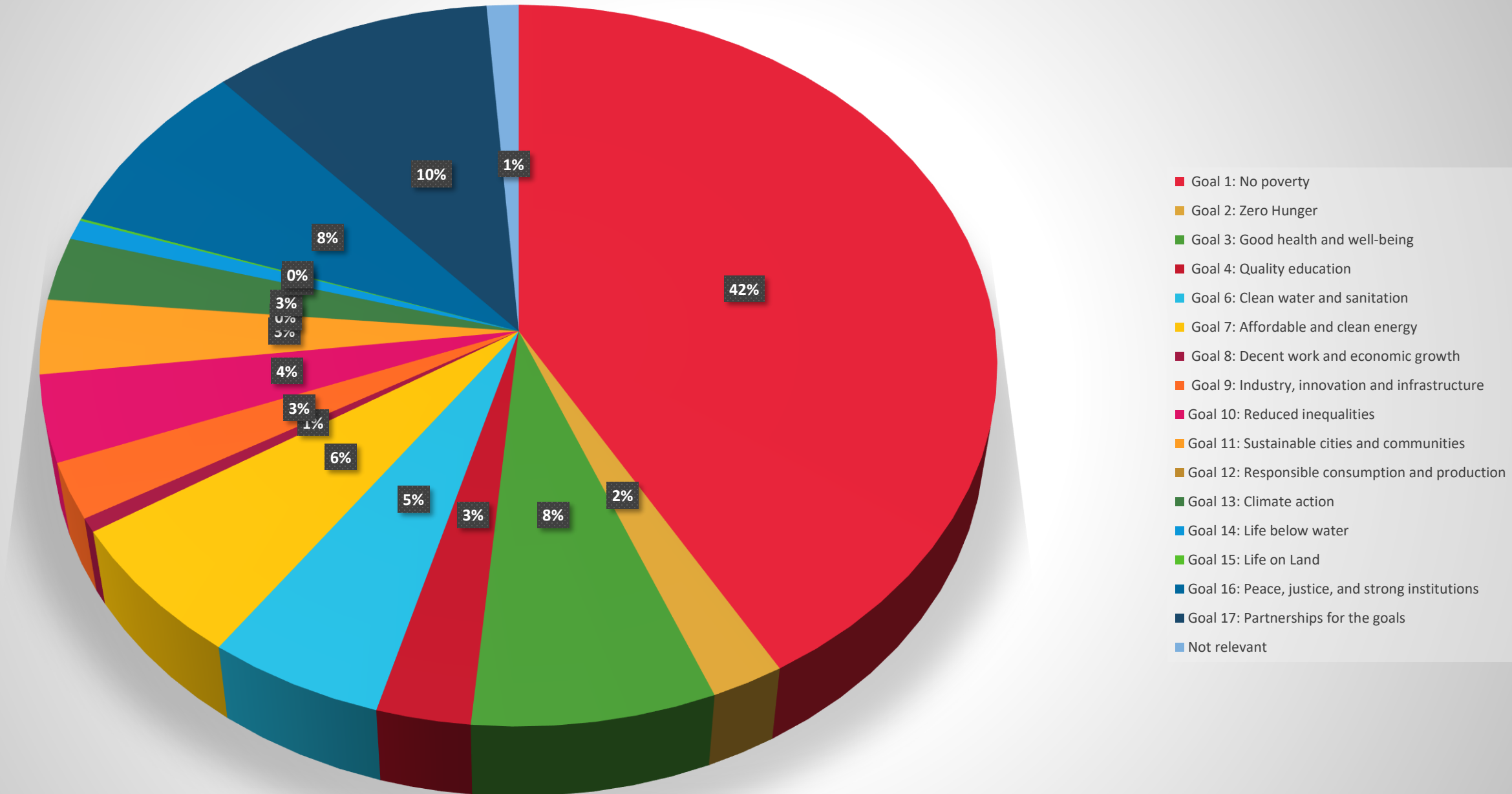
AIMS Partnerships 2015-18 by sector



AIMS Partnerships 2015-2018 by SDG

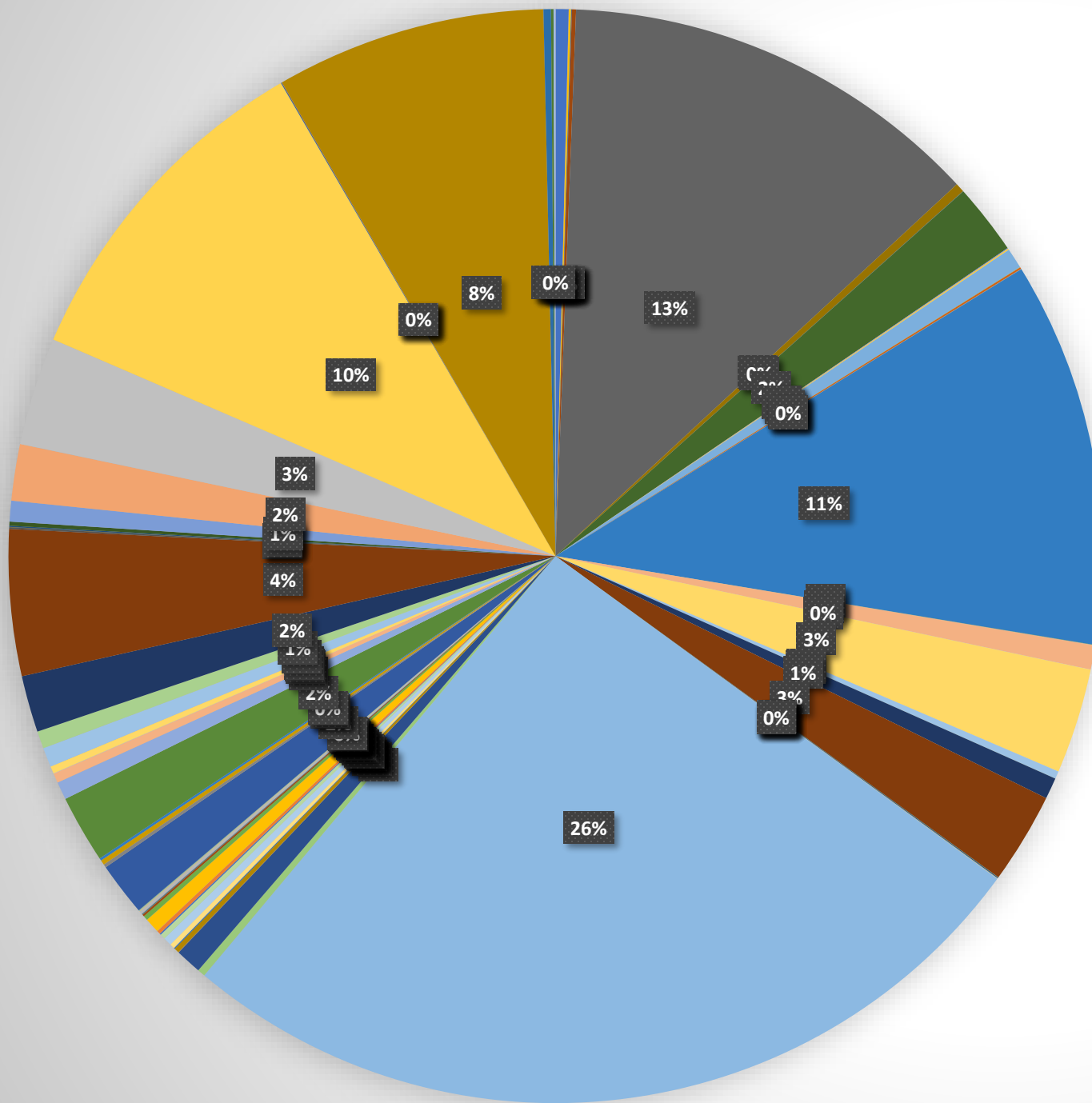


AIMS Partnerships 2015-2018 by SDG



CARIBBEAN SIDS

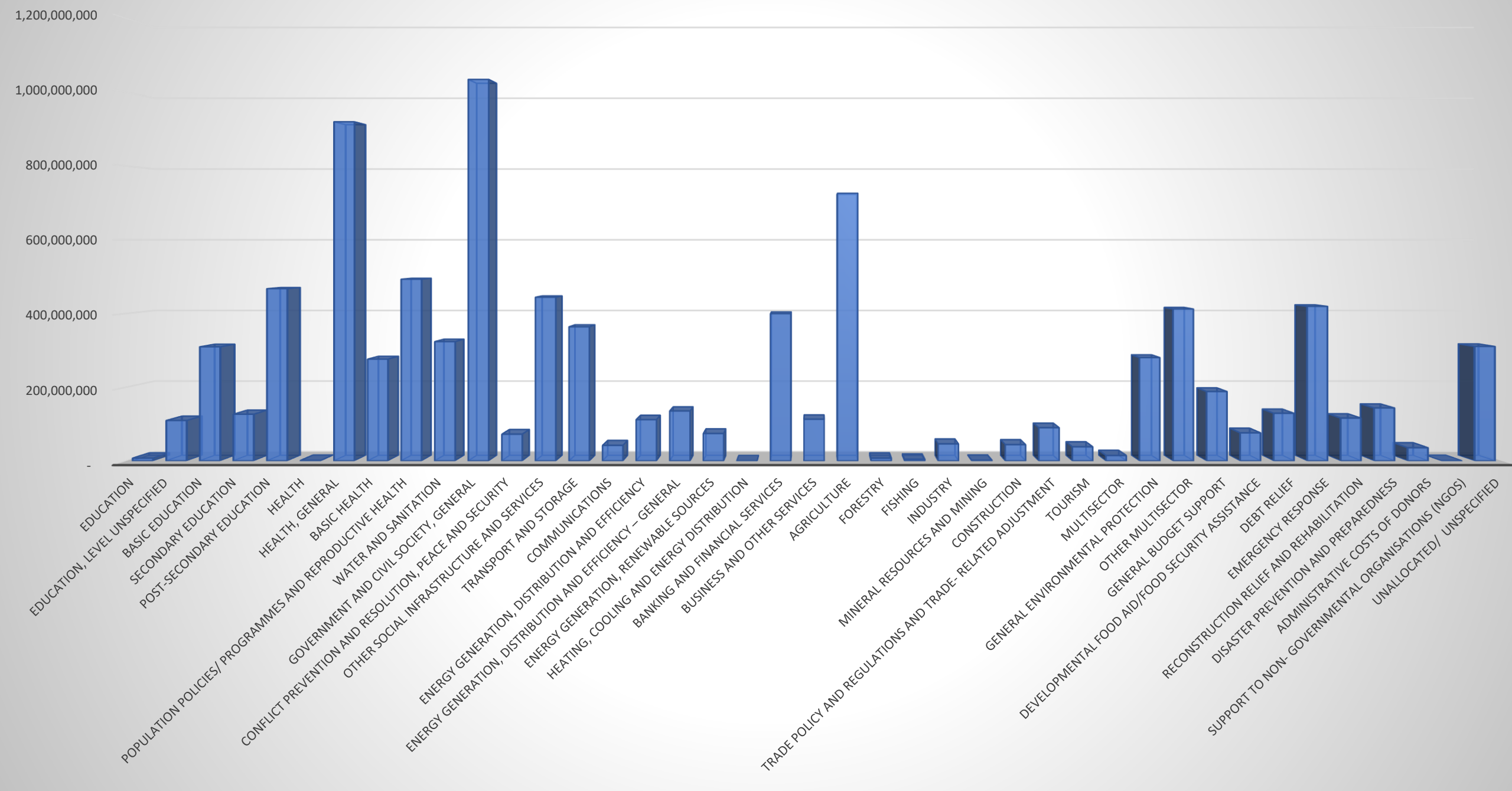
Caribbean Partners 2015-2018 / 8,857 Active Partnerships



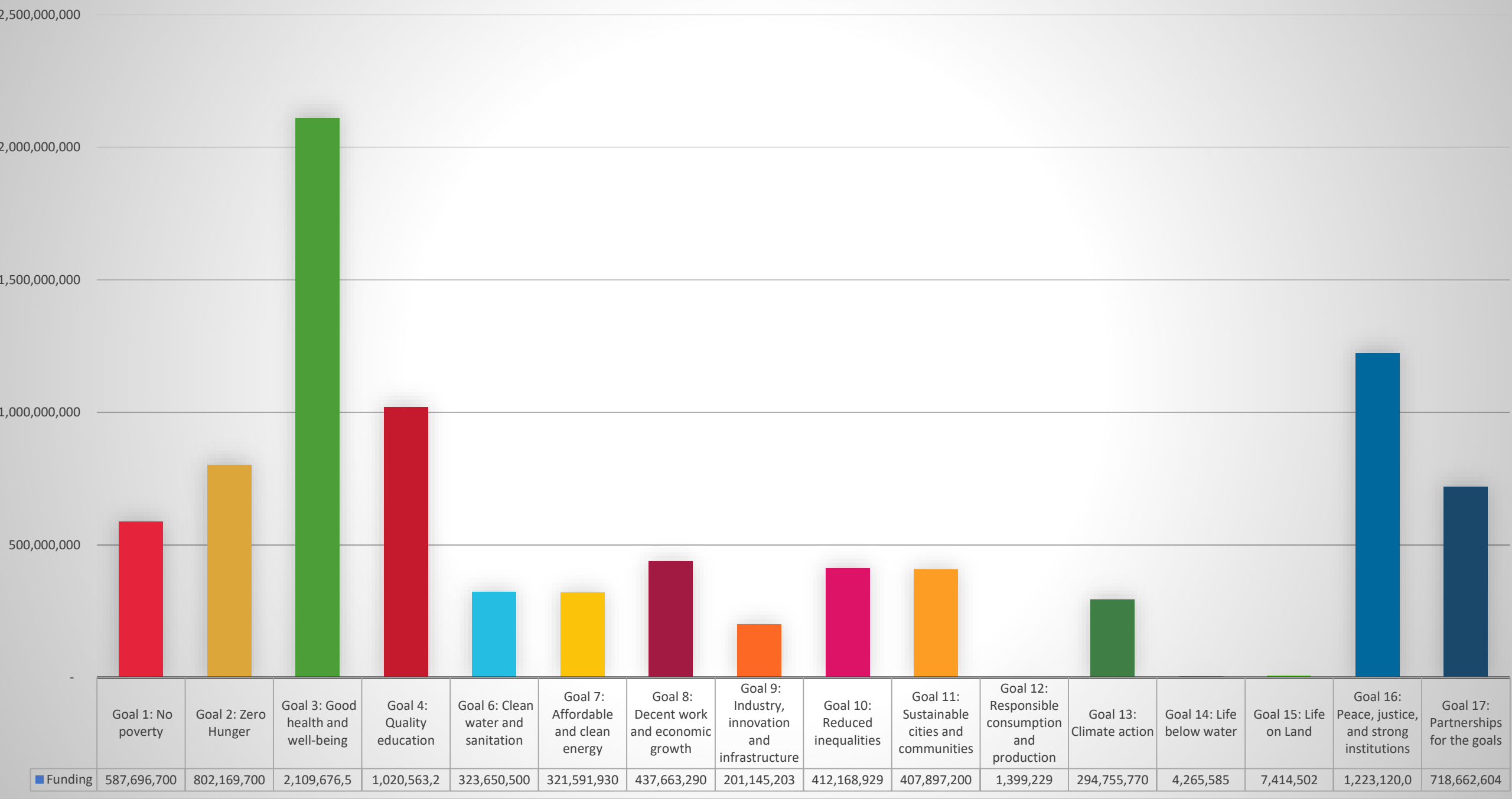
- Association pour la Promotion de l'Education et de la Formation A l'Etranger
- Australia
- Belgium
- Bill & Melinda Gates Foundation
- Broederlijk Delen
- Canada
- CARE International UK
- Caritas International (Belgium)
- Catholic Agency For Overseas Development (CAFOD)
- Christian Aid
- Climate Investment Funds
- Coffey International Development
- Defence for Children International Netherlands - ECPAT Netherlands
- Denmark - Ministry of Foreign Affairs
- Enhanced Integrated Framework
- Entraide et Fraternité
- EU Institutions
- Finland
- Fonds voor Ontwikkelingssamenwerking - Socialistische Solidariteit VZW
- Food and Agriculture Organization of the United Nations (FAO)
- Food for the Hungry UK
- France
- GAVI Alliance
- GEOMOUN ASBL
- Germany
- Global Fund
- Haiti Hospital Appeal
- Handicap International Belgique
- HelpAge International
- ICCO Cooperation
- IDH, the Sustainable Trade Initiative
- Institut de Formation Syndical International
- Institute for International Workers Education
- Institute of Tropical Medicine
- Inter-American Development Bank
- International Federation of the Red Cross and Red Crescent (IFRC)
- International Fund for Agricultural Development (IFAD)
- International HIV/AIDS Alliance
- International IDEA
- International Labour Organization (ILO)
- Ireland
- Italy
- IUCN Netherlands Comité
- MannionDaniels
- Medecins du Monde Belgique - Dokters van de Wereld België
- Ministry of Foreign Affairs of Japan
- Multilateral Investment Fund
- Netherlands
- Netherlands Enterprise Agency
- Netherlands Red Cross
- New Zealand
- Norad - Norwegian Agency for Development Cooperation
- Norwegian Refugee Council
- Oxfam GB
- Oxfam Solidarité - Solidariteit
- Palladium International Ltd (UK)
- Plan International UK
- Plan Nederland
- Progressio
- Protos
- PUM Netherlands
- Red Cross Red Crescent Climate Centre
- Republic of Korea
- Save the Children International
- Save the Children UK
- Sightsavers
- Spain
- Stichting Agriterre
- Stichting Woord en Daad
- Sweden
- Switzerland
- The OPEC Fund for International Development
- UN Pooled Funds

PARTNERS		Total Expenditure 2015-18
1	Climate Investment Funds-Clean Technology Fund	35,128,000
2	Acad�mie de recherche et d'enseignement sup�rieur	330,779
3	ActionAid International	501,892
4	AICS - Agenzia Italiana per la Cooperazione allo Sviluppo / Italian Agency for Cooperation and Development	5,266,362
5	Aids Fonds - STOP AIDS NOW! - Soa Aids Nederland	463,146
6	Association for Cultural Technical and Educational Cooperation (ACTEC)	321,448
7	Association pour la Promotion de l'Education et de la Formation � l'Etranger	1,598,724
8	Australia	11,157,450
9	Belgium	1,145,967,000
10	Bill & Melinda Gates Foundation	24,732,860
11	Broederlijk Delen	654,047
12	Canada	191,999,600
13	CARE International UK	1,808,405
14	Caritas International (Belgium)	618,554
15	Catholic Agency For Overseas Development (CAFOD)	115,465
16	Christian Aid	3,128,169
17	Climate Investment Funds	54,752,400
18	Coffey International Development	883,726
19	Defence for Children International Netherlands - ECPAT Netherlands	213,272
20	Denmark - Ministry of Foreign Affairs	4,652,005
21	Enhanced Integrated Framework	750,000
22	Entraide et Fraternit��	322,579
23	EU Institutions	1,043,385,000
24	Finland	865,172
25	Fonds voor Ontwikkelingssamenwerking - Socialistische Solidariteit VZW	437,364
26	Food and Agriculture Organization of the United Nations (FAO)	65,365,390
27	Food for the Hungry UK	278,909
28	France	285,299,730
29	GAVI Alliance	20,225,060
30	GEOMOUN ASBL	274,714
31	Germany	57,577,460
32	Global Fund	246,499,100
33	Haiti Hospital Appeal	289,655
34	Handicap International Belgique	806,599
35	HelpAge International	2,145,922
36	ICCO Cooperation	481,876
37	IDH, the Sustainable Trade Initiative	538,296
38	Institut de Formation Syndical International	6,867
39	Institute for International Workers Education	362,878
40	Institute of Tropical Medicine	641,174
41	Inter-American Development Bank	2,387,106,000
42	International Federation of the Red Cross and Red Crescent (IFRC)	20,845,960
43	International Fund for Agricultural Development (IFAD)	70,551,670
44	International HIV/AIDS Alliance	284,881
45	International IDEA	884,518
46	International Labour Organization (ILO)	13,322,790
47	Ireland	2,483,180
48	Italy	43,469
49	IUCN Netherlands Comit��	426,824
50	MannionDaniels	282,440
51	Medecins du Monde Belgique - Dokters van de Wereld Belg��e	504,150
52	Ministry of Foreign Affairs of Japan	12,486,300
53	Multilateral Investment Fund	22,536,450
54	Netherlands	14,273,161
55	Netherlands Enterprise Agency	3,540,788
56	Netherlands Red Cross	9,556,350
57	New Zealand	371,471
58	Norad - Norwegian Agency for Development Cooperation	40,403,960
59	Norwegian Refugee Council	169,549
60	Oxfam GB	12,459,827
61	Oxfam Solidarit��-Solidariteit	88,374
62	Palladium International Ltd (UK)	4,918,222
63	Plan International UK	242,150
64	Plan Nederland	696,346
65	Progressio	1,167,018
66	Proton	635,770
67	PUM Netherlands	1,121,460
68	Red Cross Red Crescent Climate Centre	132,950
69	Republic of Korea	8,203,370
70	Save the Children International	1,222,264
71	Save the Children UK	1,406,245
72	Sightsavers	1,067,745
73	Spain	144,613,000
74	Stichting Agriterro	33,614
75	Stichting Woord en Daad	8,957,839
76	Sweden	13,094,877
77	Switzerland	6,761,930
78	The OPEC Fund for International Development	183,094,100
79	UN Pooled Funds	48,285,000
80	UN Population Fund	25,867,380
81	UN Women	848,819
82	UN-Habitat	19,839,800
83	United Kingdom	52,604,990
84	United Nations Central Emergency Response Fund (CERF)	47,044,760
85	United Nations Children's Fund (without 2018)	153,166,200
86	United Nations Development Programme	395,709,700
87	United Nations Educational, Scientific and Cultural Organization (UNESCO)	4,417,360
88	United Nations Environment Programme (UNEP)	731,272
89	United Nations Industrial Development Organization (UNIDO)	3,277,505
90	United Nations Joint Programme on HIV and AIDS Secretariat (UNAIDS)	11,155,300
91	United Nations Office for Project Services (UNOPS)	56,095,230
92	United Nations World Food Programme (WFP)	152,742,100
93	United States	292,678,700
94	United States Agency for International Development (USAID)	929,426,000
95	International Monetary Fund	258,297
96	VIA Don Bosco	586,102
97	Vlaamse Interuniversitaire Raad voor Universitaire Ontwikkelingssamenwerking (VLIR-UOS)	1,802,010
98	VVOB Education for Development	657,734
99	Wereldsolidariteit-Solidarit�� Mondiale (WSM)	400,732
100	World Bank Group	731,299,400
101	World Health Organization	20,177,400
102	World Vision International	6,838,070
103	Global Partnership for Education	5,138,710
104	Ministry of Finance of Slovak Republic	18,712
105	Ministry of Interior of the Slovak Republic	247,787
	Total	9,162,158,203

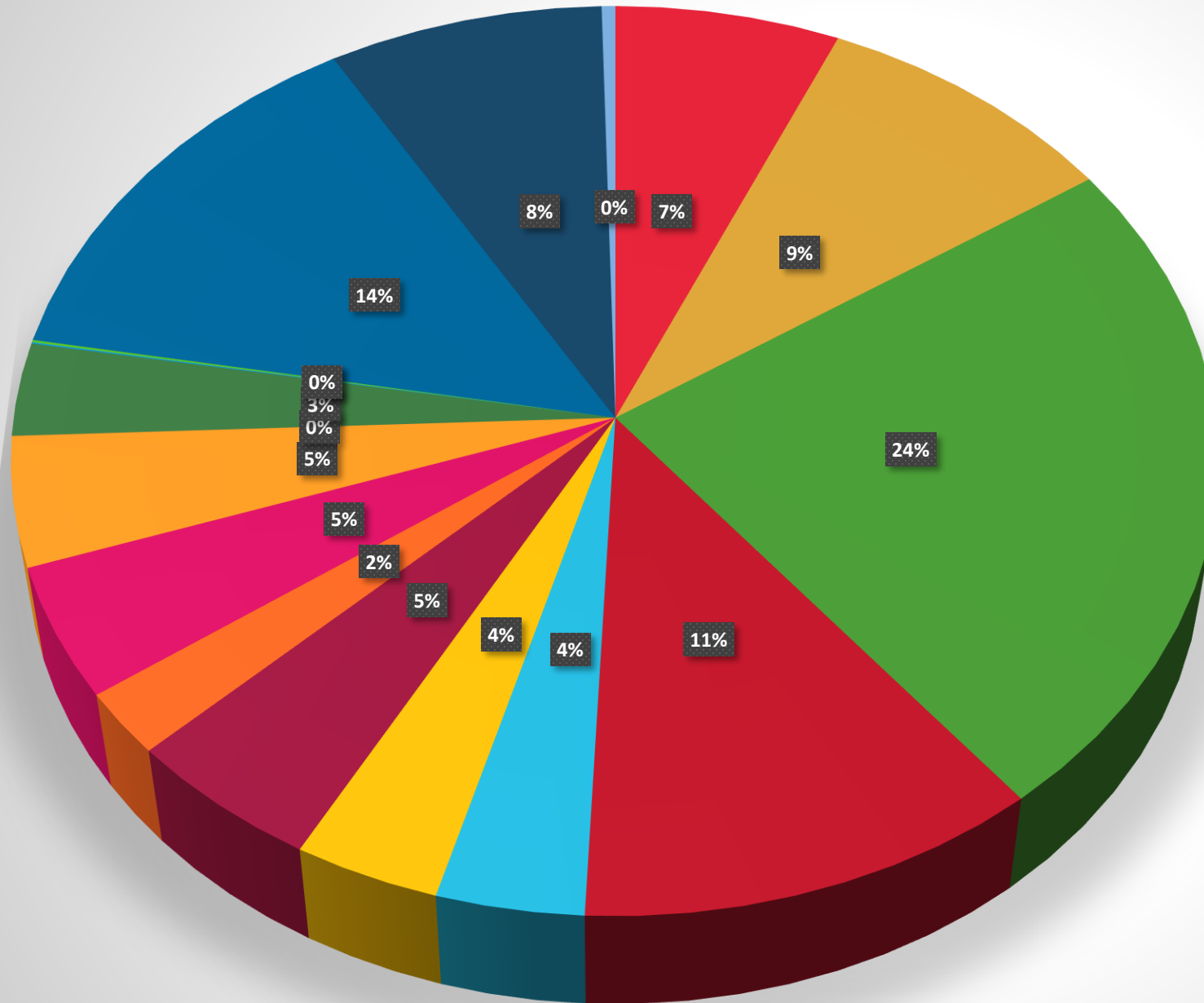
Caribbean Partnerships 2015-18 by sector



Caribbean Partnerships 2015-2018 by SDG



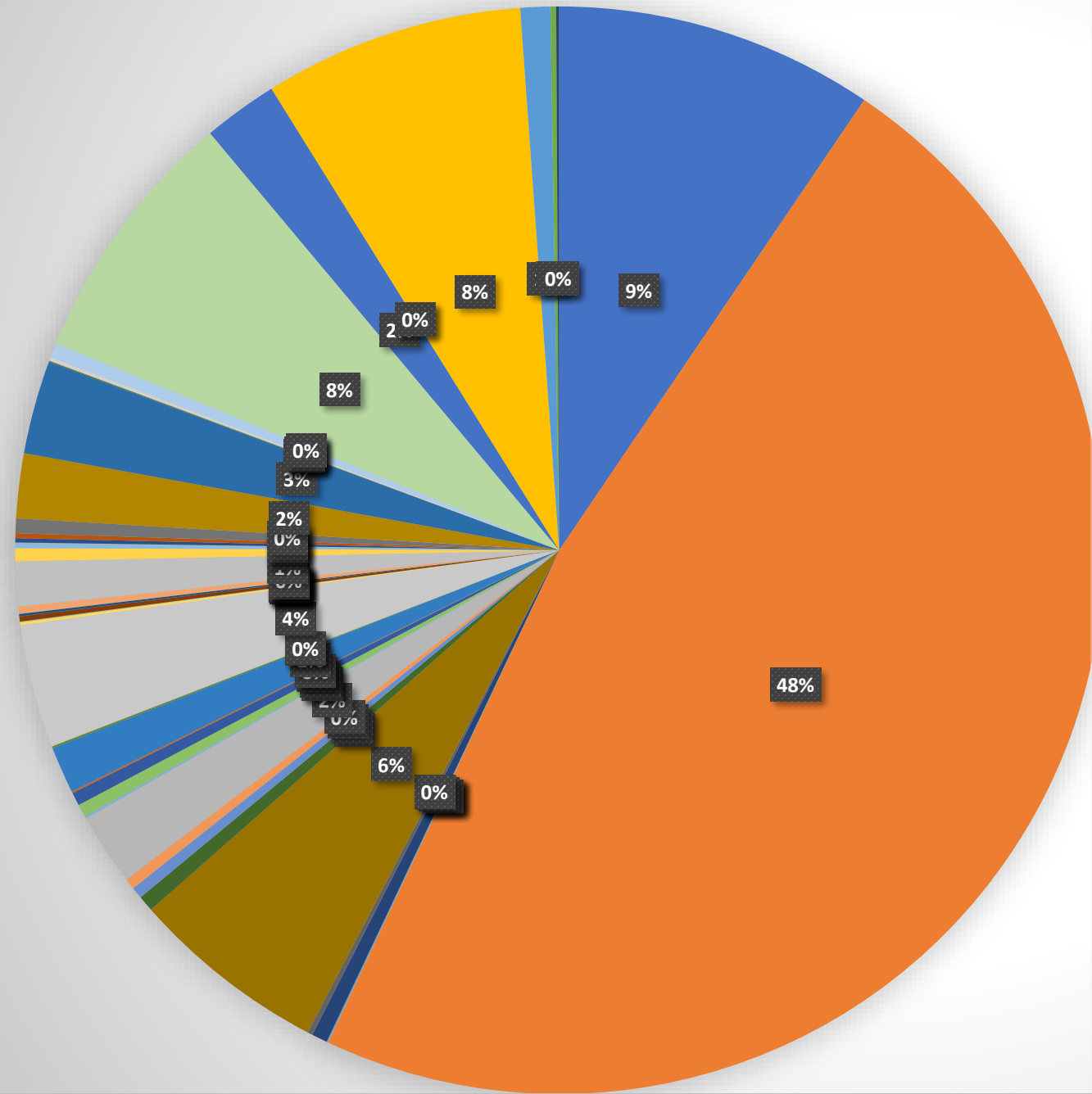
Caribbean Partnerships 2015-2018 by SDG



- Goal 1: No poverty
- Goal 2: Zero Hunger
- Goal 3: Good health and well-being
- Goal 4: Quality education
- Goal 6: Clean water and sanitation
- Goal 7: Affordable and clean energy
- Goal 8: Decent work and economic growth
- Goal 9: Industry, innovation and infrastructure
- Goal 10: Reduced inequalities
- Goal 11: Sustainable cities and communities
- Goal 12: Responsible consumption and production
- Goal 13: Climate action
- Goal 14: Life below water
- Goal 15: Life on Land
- Goal 16: Peace, justice, and strong institutions
- Goal 17: Partnerships for the goals
- Not relevant

PACIFIC SIDS

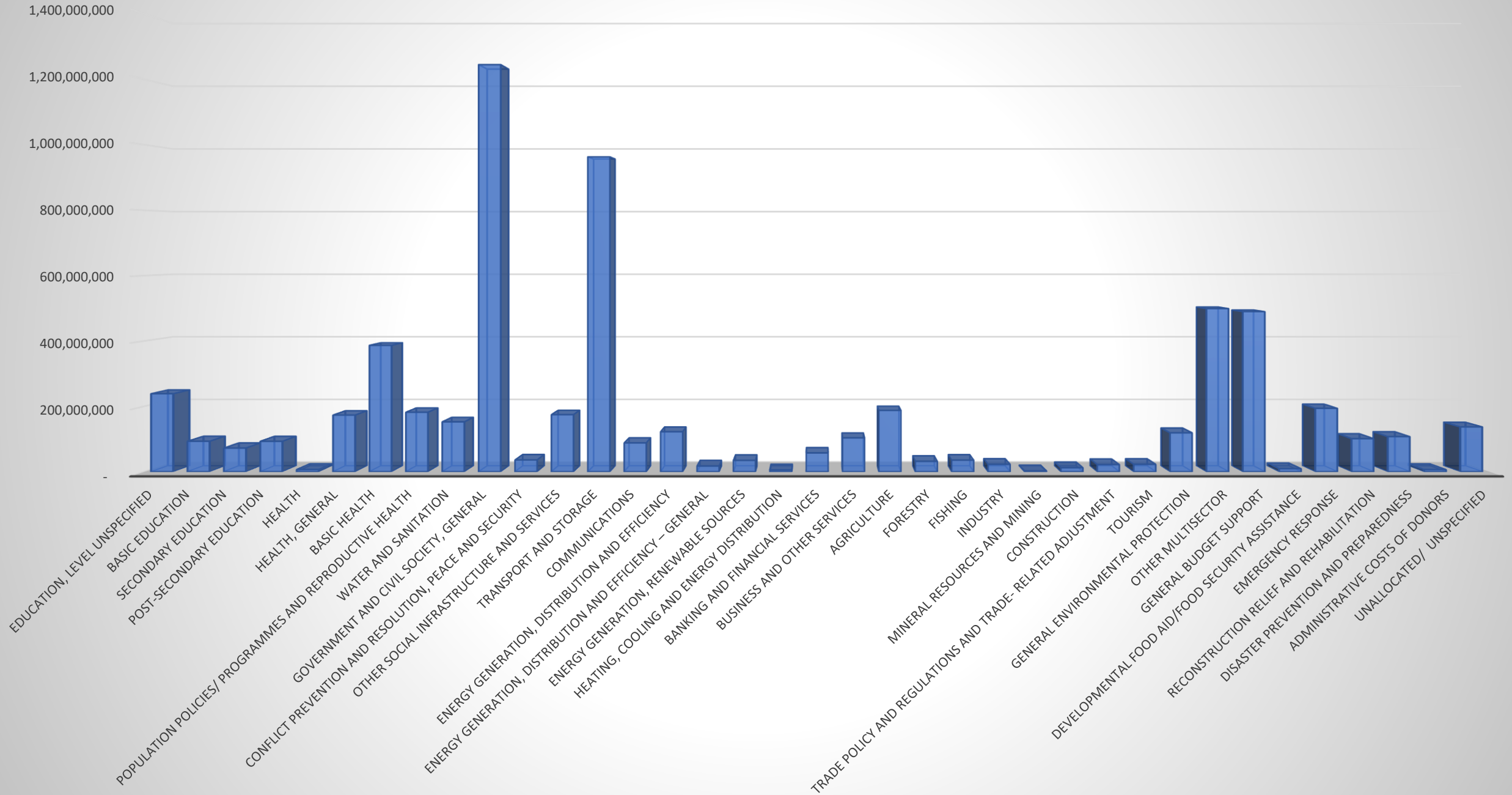
Pacific Partners 2015-2018 / 5,060 Active Partnerships



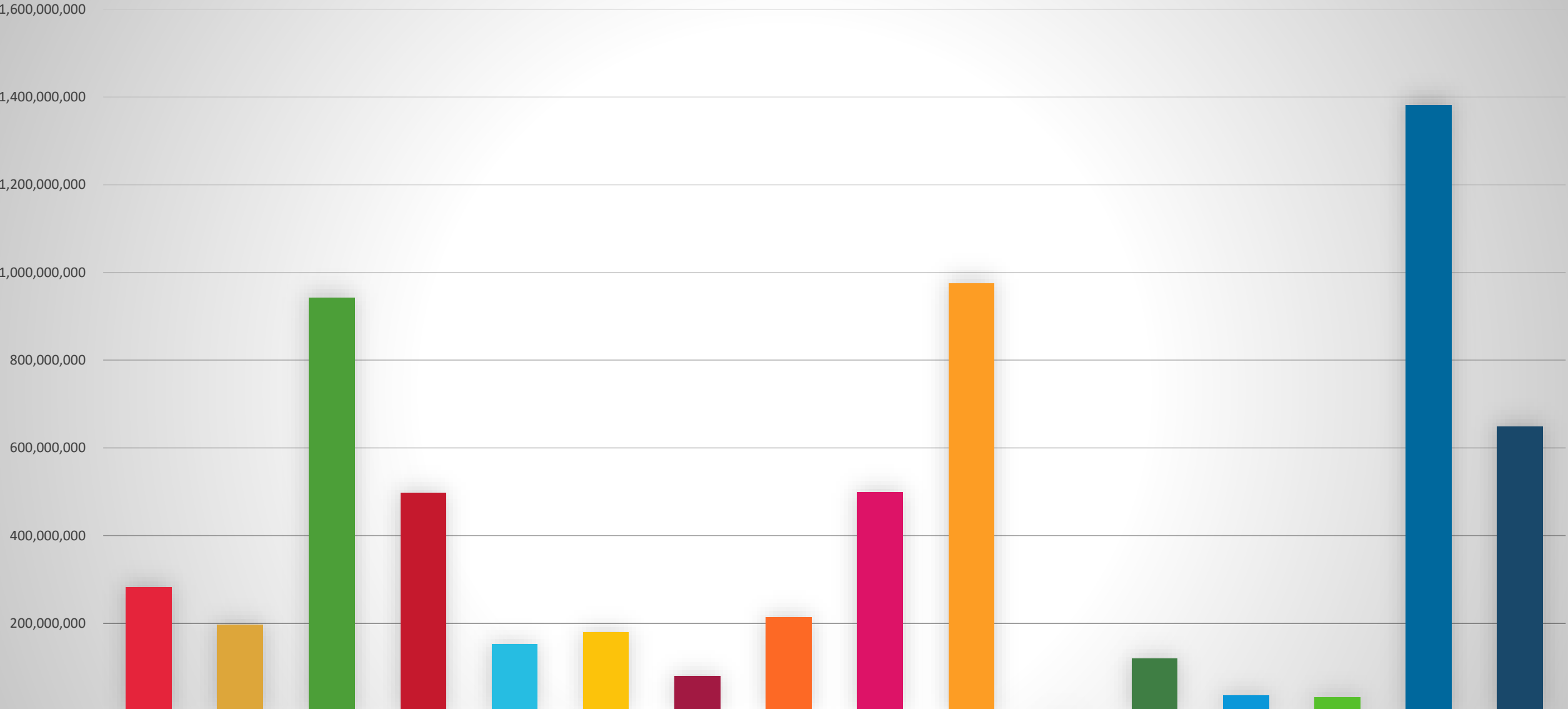
- Asian Development Bank
- Australia
- Bill & Melinda Gates Foundation
- CABI
- Canada
- CARE International UK
- Climate Investment Funds
- Denmark - Ministry of Foreign Affairs
- Enhanced Integrated Framework
- EU Institutions
- Finland
- Food and Agriculture Organization of the United Nations (FAO)
- GAVI Alliance
- Germany
- Global Fund
- Integrity Action
- International Federation of the Red Cross and Red Crescent (IFRC)
- International Fund for Agricultural Development (IFAD)
- International Labour Organization (ILO)
- International Women's Development Agency
- Ireland
- Millennium Challenge Corporation
- Ministry of Foreign Affairs of Japan
- Netherlands
- Netherlands Enterprise Agency
- Netherlands Red Cross
- New Zealand
- Norad - Norwegian Agency for Development Cooperation
- Norwegian Refugee Council
- Oxfam GB
- Plan International UK
- Republic of Korea
- Save the Children UK
- Spain
- Sweden
- Switzerland
- The Asia Foundation
- The OPEC Fund for International Development
- UN Pooled Funds
- UN Population Fund
- UN Women
- UN-Habitat
- United Kingdom
- United Nations Capital Development Fund
- United Nations Central Emergency Response Fund (CERF)
- United Nations Children's Fund (without 2018)
- United Nations Development Programme
- United Nations Educational, Scientific and Cultural Organization (UNESCO)
- United Nations Environment Programme (UNEP)
- United Nations Industrial Development Organization (UNIDO)
- United Nations Joint Programme on HIV and AIDS Secretariat (UNAIDS)
- United Nations Office for Project Services (UNOPS)
- United Nations World Food Programme (WFP)
- United States
- United States Agency for International Development (USAID)
- International Monetary Fund
- Voluntary Service Overseas (VSO)
- World Bank Group
- World Health Organization
- World Vision International
- Global Partnership for Education

	PARTNERS	Total Expenditure 2015-18
1	Asian Development Bank	603,630,700
2	Australia	3,026,621,000
3	Bill & Melinda Gates Foundation	866,050
4	CABI	65,847
5	Canada	1,891,832
6	CARE International UK	393,791
7	Climate Investment Funds	29,747,900
8	Denmark - Ministry of Foreign Affairs	18,035
9	Enhanced Integrated Framework	9,826,030
10	EU Institutions	372,886,100
11	Finland	100,580
12	Food and Agriculture Organization of the United Nations (FAO)	30,251,230
13	GAVI Alliance	21,650,650
14	Germany	20,653,800
15	Global Fund	136,740,400
16	Integrity Action	64,000
17	International Federation of the Red Cross and Red Crescent (IFRC)	3,739,447
18	International Fund for Agricultural Development (IFAD)	24,705,170
19	International Labour Organization (ILO)	24,845,920
20	International Women's Development Agency	2,839,506
21	Ireland	115,969
22	Millennium Challenge Corporation	63,117
23	Ministry of Foreign Affairs of Japan	88,732,100
24	Netherlands	3,371,915
25	Netherlands Enterprise Agency	321,654
26	Netherlands Red Cross	793,360
27	New Zealand	232,681,420
28	Norad - Norwegian Agency for Development Cooperation	5,359,040
29	Norwegian Refugee Council	56,516
30	Oxfam GB	1,637,944
31	Plan International UK	85,426
32	Republic of Korea	9,660,770
33	Save the Children UK	366,229
34	Spain	55,233
35	Sweden	4,041,638
36	Switzerland	222,874
37	The Asia Foundation	552,170
38	The OPEC Fund for International Development	13,311,440
39	UN Pooled Funds	84,449,200
40	UN Population Fund	24,850,200
41	UN Women	9,681,630
42	UN-Habitat	876,676
43	United Kingdom	8,045,459
44	United Nations Capital Development Fund	9,230,780
45	United Nations Central Emergency Response Fund (CERF)	27,830,320
46	United Nations Children's Fund (without 2018)	122,581,400
47	United Nations Development Programme	176,405,000
48	United Nations Educational, Scientific and Cultural Organization (UNESCO)	2,180,520
49	United Nations Environment Programme (UNEP)	546,362
50	United Nations Industrial Development Organization (UNIDO)	326,197
51	United Nations Joint Programme on HIV and AIDS Secretariat (UNAIDS)	6,412,430
52	United Nations Office for Project Services (UNOPS)	68,310
53	United Nations World Food Programme (WFP)	27,219,540
54	United States	490,810,140
55	United States Agency for International Development (USAID)	141,362,400
56	International Monetary Fund	58,708
57	Voluntary Service Overseas (VSO)	224,311
58	World Bank Group	492,127,000
59	World Health Organization	56,313,900
60	World Vision International	10,877,800
61	Global Partnership for Education	5,627,326
	Total	6,371,072,412

Pacific partners investment 2015-18 by sector



Pacific Partnerships 2015-2018 by SDG



	Goal 1: No poverty	Goal 2: Zero Hunger	Goal 3: Good health and well-being	Goal 4: Quality education	Goal 6: Clean water and sanitation	Goal 7: Affordable and clean energy	Goal 8: Decent work and economic growth	Goal 9: Industry, innovation and infrastructure	Goal 10: Reduced inequalities	Goal 11: Sustainable cities and communities	Goal 12: Responsible consumption and production	Goal 13: Climate action	Goal 14: Life below water	Goal 15: Life on Land	Goal 16: Peace, justice, and strong institutions	Goal 17: Partnerships for the goals
Funding	282,081,002	196,851,774	942,754,880	497,391,303	152,603,030	179,915,073	80,262,090	214,527,298	499,189,430	975,087,482	2,387,435	119,092,800	35,406,590	31,864,550	1,381,609,5	648,838,570

Pacific Partnerships 2015-2018 by SDG

